

# 2017-18 MEDIA GUIDE

## ARIZONA COYOTES®





**ARIZONA**™

**YOUR HOME  
FOR COYOTES  
HOCKEY**



**STREAM ON**



**ARIZONA COYOTES**

Club Directory ..... 2  
 Media Information ..... 3  
 Arizona Coyotes Foundation..... 4-5  
 ArizonaCoyotes.com..... 6  
 Gila River Arena ..... 7

**FRONT OFFICE**

Ownership ..... 11  
 Executives ..... 12-15  
 Coaching Staff ..... 16-19  
 Training Staff ..... 20-22  
 Management ..... 23-24  
 Front Office Staff ..... 25-27  
 Broadcasters ..... 28-29

**THE PLAYERS**

How the Team was Built/Roster Changes ..... 33  
 Player Profiles ..... 34-85  
 In the System..... 86-95  
 Future Coyotes..... 96-100  
 2017-18 Training Camp Roster..... 101-102  
 2017 Entry Draft Selections..... 103  
 Tucson Roadrunners/AHL ..... 104-108  
 Fort Wayne Komets ..... 109

**2016-17 IN REVIEW**

NHL Season Summary..... 113-115  
 Coyotes Game-By-Game Results..... 116  
 Scoring Summary ..... 117  
 Category Leaders..... 118  
 Home & Road Scoring Breakdown..... 119  
 Player Game-By-Game Stats..... 120-125  
 Record When..... 126  
 Miscellaneous Stats ..... 127  
 Team Highs and Lows ..... 128-129  
 Last Time the Coyotes..... 130  
 Roster Moves..... 131  
 Man-Games Lost to Injury ..... 132  
 Milestones ..... 133  
 Face-Off Percentage/Total Ice Time ..... 134  
 Season In Review..... 135-136  
 Prospect Report ..... 137-138  
 Vs. the Divisions..... 139  
 Vs. NHL Opponents ..... 140-168

**RECORDS**

All-Time Team Statistics ..... 171  
 Month-By-Month Record ..... 172  
 Overtime ..... 173-175  
 Shootout ..... 176-177  
 Penalty Shots..... 178  
 Hat Tricks..... 179  
 Shutouts..... 180  
 Highest Scoring Games ..... 181  
 Lowest Scoring Games ..... 182  
 Top Single Seasons ..... 183  
 Single Season Leaders..... 184-185  
 All-Time Career Leaders ..... 186-187  
 All-Time Scoring By Points..... 188-191  
 All-Time Roster ..... 192-200  
 Season-By-Season ..... 201-237  
 All-Time vs. Opponents ..... 238-252  
 Team Records ..... 253-255  
 Individual Records ..... 256-259

**HISTORY**

Team History ..... 263-268  
 Logo/Uniform History..... 275-276  
 Uniform Numbers..... 271-273  
 Expansion Draft Selections ..... 274  
 Entry Draft Selections ..... 275-280  
 Transactions..... 281-287  
 GMs & Coaches ..... 288-289  
 Captains..... 289  
 Attendance..... 289  
 All-Stars/Award Winners ..... 290-292  
 Hall of Fame/Olympics..... 292  
 Opening Games ..... 293  
 Franchise Firsts ..... 294  
 Coyotes Firsts ..... 295  
 Ring of Honor ..... 296-297

**PLAYOFFS**

2017 Stanley Cup Playoff Results ..... 301  
 2017 Stanley Cup Playoff Scoring & Category Leaders ..... 302-303  
 All-Time Playoff Series..... 304-307  
 All-Time Playoff Scoring By Season..... 308-312  
 All-Time Playoff Scoring By Points..... 313-314  
 All-Time Playoff Leaders ..... 315  
 All-Time Playoff Goaltending ..... 315  
 Team Playoff Records ..... 316-317  
 Individual Playoff Records ..... 318-319  
 Franchise Playoff Firsts ..... 320  
 Coyotes Playoff Firsts ..... 321

**MEDIA AND GENERAL INFORMATION**

NHL Directory ..... 325  
 2017-18 Key Dates..... 326  
 Stanley Cup Champions..... 327  
 NHL Alignment..... 328-329  
 NHL Trophies and Awards ..... 330  
 Hockey Operations/Hockey Terms/Rules..... 331  
 How to figure ..... 332  
 NHL On-Ice Officials ..... 333  
 Sports Medicine Glossary ..... 334-335

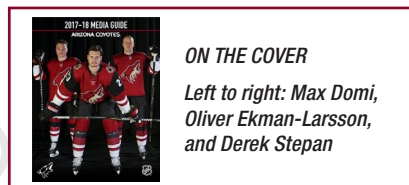
**A PUBLICATION OF THE ARIZONA COYOTES HOCKEY CLUB**

Executive Editors: Rich Nairn, Greg Dillard and Jeffrey Sanders

Layout: Scott Jenner

Printing: Sir Speedy Tempe

Photography: Norm Hall Photography, Getty Images,  
 Hockey Hall of Fame, Arizona Republic



The information contained in this publication was compiled by the Arizona Coyotes Hockey Club and is intended only for personal or editorial use by the media and the fans. Any commercial use of this information is prohibited without the written consent of the Arizona Coyotes Hockey Club. All NHL and team logos depicted inside this publication are the property of NHL Enterprises, Inc. and the respective teams and may not be reproduced for commercial purposes without the prior written consent of NHL Enterprises, Inc.

**OFFICE:** Gila River Arena, 9400 W. Maryland Ave., Glendale, AZ 85305; Phone: 623-772-3200; Fax: 623-772-3201  
**Tickets:** 480-563-PUCK; Website: ArizonaCoyotes.com; Arena Capacity: 17,125

**CLUB OFFICERS AND EXECUTIVES**

Owner, Chairman & Governor ..... Andrew Barroway  
 President, CEO & Alt. Governor ..... Steve Patterson  
 President, Hockey Operations, GM & Alt. Governor ..... John Chayka  
 COO, General Counsel & Alt. Governor ..... Ahron Cohen  
 Chief Financial Officer & CAO ..... Gregg Olson  
 Executive VP, Ticket Sales & Strategy ..... Jeff Morander  
 Executive VP, Corporate & Premium Seating ..... John Knebel  
 Executive VP, Communications & Broadcasting ..... Rich Nairn  
 Vice President of Ticket Sales & Service ..... Bill Makris  
 Vice President of Marketing ..... Tom Hoof  
 Front Office Administrator ..... Natalia Protopopoff

**HOCKEY OPERATIONS**

Head Coach ..... Rick Tocchet  
 Assistant General Managers ..... Steve Sullivan, Chris O’Hearn  
 Assistant Coach ..... John MacLean  
 Assistant Coach ..... Scott Allen  
 Assistant Coach, Video ..... Steve Peters  
 Goaltending Coaches ..... Jon Elkin, Corey Schwab  
 Player Development Coach ..... Alex Henry  
 Skating Coach ..... Dawn Braid  
 Strength & Conditioning Coach ..... J.P. Major  
 Asst. Strength & Conditioning Coach ..... Curt Truhe  
 Head Athletic Trainer/ Assistant Trainer ..... Dave Zenobi / Donnie Fuller  
 Massage Therapist ..... Eric Ford  
 Equipment: Head Mgr. / Mgr. / Asst. Mgrs. .... Stan Wilson / Tony Silva / Jason Rudee, Denver Wilson  
 Director of Hockey Operations ..... Jake Goldberg  
 Director of Statistical Analysis ..... Brad Rossen  
 Team Services Manager / Security ..... Dave Griffiths / Jim O’Neal  
 Executive Asst., Hockey Operations ..... Kara Montgomery  
 Hockey Operations Coordinator ..... Al Ambrosia  
 Scouting Director, Amateur ..... Tim Bernhardt  
 Asst. Director of Amateur Scouting ..... Jeff Twohey  
 Professional Scouts: ..... Craig Cunningham, Mark Bell  
 Scouts: ..... Thomas Carlsson, Max Kolu, Trevor Hanson, Rob Pulford, Mike Sands,  
 Glen Zacharias, Sergei Kuznetsov, Jim Hammett, Rick Beckfeld  
 Team Internist / Orthopedic Surgeons ..... Drs. Robert Luberto / Brian Shafer, Gary Waslewski  
 Ophthalmologists ..... Drs. George Reiss, Jeffery Edelstein

**BROADCASTING**

Director of Broadcasting ..... Doug Cannon  
 TV Play-By-Play / Analyst / Host ..... Matt McConnell / Tyson Nash / Todd Walsh  
 Radio Play-By-Play / Analyst / Host ..... Bob Heethuis / Paul Bissonnette / Luke Lapinski

**COMMUNICATIONS**

Sr. Director of News Content ..... Dave Vest  
 Director of Media Relations/ Coordinator ..... Greg Dillard/ Jeffrey Sanders

**COMMUNITY RELATIONS / FOUNDATION**

Exec. Dir. of Arizona Coyotes Foundation/Community Relations Director ..... Olivia Matos  
 Foundation Mgr ..... Katrina Hinsberg  
 Mascot Coordinator ..... Jeph Harris  
 Community Relations Coordinator ..... Payton Bulatovich

**HOCKEY DEVELOPMENT**

Directory of Amateur Hockey Development ..... Matt Shott  
 Amateur Hockey Development Coordinator ..... Zach Izumi

**PRODUCTION**

Sr. Manager, Production ..... Jon Kingston  
 Video Graphics Manager ..... Robert Clark  
 Shooter/Editors /Motion Graphics Coord ..... River Demson, Joey Post/ Courtney Orner

**GAME PRESENTATION**

Director of Game Presentation / Coordinator ..... Lamont Buford / Dave Ellsworth

**MARKETING**

Director, Marketing Analytics ..... Ben Wang  
 Sr. Mgr., Creative & Web Services ..... Scott Jenner  
 Social Media Strategy Director ..... Marissa O’Connor  
 Events & Marketing Manager ..... Rachel Olish  
 Marketing Coordinator ..... Jessica Isner  
 Business Analyst ..... Jeff Shepherd

**FINANCE & LEGAL**

Controller ..... David Montgomery  
 Director of Financial Planning/Analysis ..... Craig Wolman  
 Accounting Coord. .... Craig Scott  
 Payroll Admin ..... Debi Leal  
 Staff Accountants ..... Chris Shelley, Jessica Fuentes  
 Associate General Counsel ..... Marina Mercer

**CORPORATE PARTNERSHIPS & SERVICE**

Sr. Advisor, Business Dev. & Alumni Relations ..... Cale Hulse  
 Corporate Partnerships Manager ..... Mike Akers  
 Corporate Partnerships Service Mgrs. .... Lindsay Foletta, Matt Carnot  
 Partnership Activation Coordinator ..... Blake Pangman

**PREMIUM & SUITE SALES**

Sr. Director of Premium & Suite Sales ..... Grant Buckborough  
 Sr. Business Development Executive ..... Mike Briody  
 Premium Seating Mgrs. .... Matt McClelland, Dave Paris, Craig Campbell, Brad Moss  
 Premium Services Manager ..... Matt Herold

**TICKET SALES & SERVICE**

Director, Business Development ..... Sam Bays  
 Business Development Supervisor ..... Josh Pitts  
 Business Development Account Execs. .... Brittany Lovro, Justin Peterson, Sabrina Ethridge  
 Manager of Group Sales ..... Steve Gonzales Jr.  
 Group Sales Account Execs. .... Jon Kane, Chris Bongo, Sarah Gulbrandsen  
 Amateur Hockey Dev. & Group Sales Exec. .... Jon Shivener  
 Sr. Director, Client Services & Guest Experience ..... Lindsay Kray  
 Service & Retention Supervisor ..... Karalyn Katchmark  
 Sr. Service & Retention Account Exec ..... Sean Sanford  
 Service & Retention Account Execs. .... Michael Kesaris, Taylor Hatleberg  
 Ticket Sales Representatives ..... Dan Rios, Louis Curiel,  
 Morgan Kerlin, Alex Boleyn, Emma Portsmouth,  
 Jacob Rabbito, Elizabeth Codd, Kayleigh Hill  
 Inside Sales Representatives ..... Devin Miller, Kristen McKenna, Marco Pupillo,  
 Mason Smith, Sam Evans

**TECHNOLOGY**

IT Director / Tech / Support ..... Monty Low / Justin Ferguson / Michael Wenzel

**HUMAN RESOURCES**

Sr. Director, HR / Receptionist ..... Patty Frankenfield / Ivette Servin

**TICKET OPERATIONS**

Ticket Operations Director ..... Jim Bakken  
 Ticket Operations Coords ..... Laura Anderson, Tyler Oberg

**TUCSON ROADRUNNERS (AHL)**

President / General Manager ..... Bob Hoffman / Steve Sullivan  
 Head Coach / Assistant Coaches ..... Mike Van Ryn / John Slaney, Steve Potvin  
 Athletic Trainer / Equipment Mgr ..... Todd Daniels / Eric Bechtol  
 Radio Play-By-Play ..... Tom Callahan  
 Manager of Media Relations ..... Walt Ruff  
 Manager of Digital Operations ..... Alex Kinkopf

**TEAM INFORMATION**

Regional Sports Network / Radio Station ..... FOX Sports Arizona / Arizona Sports 98.7 FM  
 Team Photographer ..... Norm Hall


## MEDIA RELATIONS STAFF



**Rich Nairn**  
EVP of Communications and  
Broadcasting



**Greg Dillard**  
Director of Media Relations



**Jeffrey Sanders**  
Media Relations Coordinator

On behalf of the Arizona Coyotes Media Relations Department, welcome to the 2017-18 National Hockey League season. Since 1996-97, the Coyotes have produced some of the Valley's top sports stories and we expect the excitement to continue this year. As we enter our 21st year in the Valley of the Sun, we hope to make your job covering the Coyotes as easy and as pleasant as possible. In order to help our operation run smoothly and make your jobs easier, we ask that you please follow the guidelines below:

**MEDIA CREDENTIALS:**

Media credentials are issued to working media only. The media entrance at Gila River Arena is Gate 1, located at the southwest corner of the arena. The media entrance and media will-call window will be open **3 hours** prior to the start of each game. All credentials are non-transferable. Any unauthorized use will subject the bearer to ejection from Gila River Arena and confiscation of the credential. All media are required to display credentials when entering the media lounge, press box and dressing room areas, and must wear their credentials throughout the game. Season media passes will be issued to established newspapers, television & radio stations, websites and magazines. Please contact Greg Dillard (greg.dillard@arizonacoyotes.com) for season media credential requests.

**INDIVIDUAL GAME CREDENTIALS:**

Individual game credentials should be requested through Jeffrey Sanders (jeffrey.sanders@arizonacoyotes.com) at least **24 hours** prior to game time. Pre-arranged passes must be picked up at the media entrance at Gate 1, located at the southwest corner of Gila River Arena. Credentials will be issued on an availability only basis.

**PREGAME ACCESS:**

NHL dressing rooms are not open prior to game time. Requests for interviews prior to the game will be accommodated upon the approval of the players and coach involved. However, NHL regulations allow for a maximum of three players per team to be made available upon request up to 90 minutes before the game. Coyotes' players will be made available from 4:30 p.m. to 5:00 p.m. for a 7:00 p.m. start. The ideal time for game day interviews is at the morning skate, held each game-day morning (10:00 a.m. or 10:30 a.m.) at the Ice Den in Scottsdale or occasionally at Gila River Arena (practice times are subject to change). Please contact any member of the media relations staff to set up a request.

**POSTGAME ACCESS:**

Both the Coyotes and the visitors dressing rooms will be open no later than five minutes after each game. Media will have access to the players for 30 minutes after the rooms are opened. Only working media with official credentials will be allowed into the dressing rooms. Following the player media access, Coyotes Head Coach Rick Tocchet will be available for postgame comments in the interview room, located across the hall from the Coyotes' dressing room. The NHL officials' locker room is off limits to the media. If a comment or interpretation from the game's referee or NHL supervisor is required, a pool reporter may be assigned. **ABSOLUTELY NO AUTOGRAPHS ARE ALLOWED DURING MEDIA ACCESS PERIODS.**

**DAILY PRACTICES:**

Coyotes' practices will be held at Gila River Arena or the Ice Den in Scottsdale. All practices are open to the media. For up-to-date information on practice times and locations, please email Greg Dillard (greg.dillard@arizonacoyotes.com) to be included on the team's practice distribution email list.

**PRESS BOX ACCESS:**

The Keilback Press Box at Gila River Arena is located on the west side of the building on level 7. A designated press elevator (right side) is located next to Gate 1 (media will-call) and the press lounge. Upon arrival in the press box, please review the posted seating chart for assigned seats.

**BROADCAST BOOTH POSITIONS:**

All broadcast positions are located in the main press box of Gila River Arena. Please review the posted seating chart for assigned booths.

**GAME NOTES:**

Complete sets of NHL game notes, NHL statistics and news releases will be made available in the media work room in the media lounge as well as in the press box. Game notes, stats and releases can also be found online at ArizonaCoyotes.com or NHLMedia.com. Additional materials (out-of-town scores, game summaries) will be distributed to all working media throughout the game.

**FTP:**

Coyotes media relations will once again provide access to video interviews with coaches and players following practices, morning skates and each game. For information on how to access the team's FTP site, contact Greg Dillard (greg.dillard@arizonacoyotes.com).

**PHOTOGRAPHY:**

Photo credentials will also be issued in the same manner as media credentials. Newspapers, websites and magazines on assignment may obtain passes by having the photo editor request a single-game credential. Please email Jeffrey Sanders (jeffrey.sanders@arizonacoyotes.com). Team photographer, Norm Hall, will assign photo positions on a game-by-game basis. Photographers must check in with Mr. Hall or a member of his staff in the media lounge prior to game time. All photographers must comply with space assignments and shooting regulations. Photographers must shoot from designated areas only. Should photographers require any additional information regarding equipment (i.e. strobes), please contact Norm Hall at (602) 620-1532 or NHall7@cox.net.

**PHONES/STATISTICIANS:**

Media are provided with working phones, high speed internet lines and wireless internet access in the press box and media work room. Should you require an additional phone line at Gila River Arena, please contact a member of the Coyotes media relations staff. Statisticians are available to assist television broadcasters by contacting Director of Broadcasting Doug Cannon (doug.cannon@arizonacoyotes.com). These services must be arranged at least **24 hours** prior to the game.

**MEDIA PARKING:**

The Coyotes offer media parking in the Renaissance Hotel parking garage located directly across from Gate 1 at Gila River Arena, which is located near the southwest corner of the arena. Media must enter off Maryland Ave to access the garage. Visiting media who require media parking should contact Jeffrey Sanders (jeffrey.sanders@arizonacoyotes.com).

We hope this outline of procedures and guidelines will assist you in your coverage of the Arizona Coyotes and the National Hockey League in 2017-18. Please don't hesitate to call us if you need additional assistance. We look forward to working with you again this season.

ARIZONA COYOTES FOUNDATION



**Mission**

The Arizona Coyotes Foundation seeks to enhance the quality of life throughout Arizona communities by supporting non-profit organizations that promote healthcare, education, sports and cultural arts programs for children and servicemen and women.

**Supporting Arizona Nonprofits**

Since 1996, the Arizona Coyotes Foundation (Tax ID # 86-1021459) has donated millions of dollars in the form of grants to local non-profit organizations supporting children and servicemen and women. Without these funds, some of our community's most deserving non-profits wouldn't have the opportunity to make a positive, and even life-altering impact on those they serve. Leveraging our community ties and support of the Arizona Coyotes fan base, we have helped hundreds of Arizona non-profits fulfill their missions with monetary and in-kind donations.

**FUNDRAISING TO ENGAGE AND INSPIRE**

**Events**

The Foundation hosts fundraising events to engage our fans and inspire the community to give back to those in need.



Max Domi

The Celebrity Golf Classic brings players and fans together each fall to raise money for the Foundation. Businesses and community members can sponsor holes, participate in auctions and mingle among the Coyotes players.

The Celebrity Waiters Gala puts plates in the hands of players who serve donors at a fun, festive evening with silent and live auctions to benefit the Foundation's charities.

The Face-Off Luncheon kicks off the season with Arizona Coyotes players, executives and community members.

The Arizona Coyotes Foundation Yotes Raise & Roll is where fans are given the opportunity to help join the Arizona Coyotes Foundation to raise money for Arizona's nonprofits. Fans are asked to create a fundraising page to share the mission and raise money to earn a spot in a bowling tournament with the Arizona Coyotes players. The top 120 fundraisers will be invited to a night of bowling, food and fun with the team to celebrate raising money for the Arizona Coyotes Foundation.



Alex Goligoski

**In-Arena Philanthropy**

Giving back is part of the game. During each home game, the Foundation hosts a 50/50 raffle that funds the next grant cycle. And, fans have the opportunity to bid on authentic Coyotes memorabilia such as wood carvings, jerseys, and autographed pucks and sticks.

**Scoreboard Messages/Zamboni Rides**

Fans are able to donate to the Foundation by purchasing a scoreboard message or a Zamboni ride during any home game.

Visit the [ArizonaCoyotes.com/coyotesfoundation](http://ArizonaCoyotes.com/coyotesfoundation) for more information or to make a donation to the Arizona Coyotes Foundation.

ARIZONA COYOTES COMMUNITY RELATIONS

The Arizona Coyotes spend countless hours and resources developing partnerships with other community, nonprofit and educational organizations throughout Arizona. The result is the creation of many innovative programs that benefit thousands of people in Arizona and help further extend the bounds of the team's community efforts. The great success of these programs is a result of the excellent partners we have with the Arizona community.

**In-Kind Donations**

The Arizona Coyotes give out over 1,500 in-kind donations to valley non-profit organizations throughout the year to support fundraising initiatives. These donations help raise over \$150,000 for Arizona's non-profits.



Oliver Ekman-Larsson

a year for everything from hospital visits to charitable walks to school assemblies.

**Howler and Paw Patrol**

Our favorite furry desert hockey ambassador, Howler, and the Paw Patrol ladies entertain fans throughout the Valley, making over 500 community appearances a

**Tickets for Kids/Service Men and Women**

The Coyotes organization, players, individuals and corporate partners sponsor children from non-profit organizations and service men and women, including veterans, to a Coyotes game. Due to this generosity, more than 10,000 individuals have an opportunity to attend a Coyotes game each season.

**Ticket Assist Program**

Season ticket holders can donate their tickets when they are unable to attend a game or funds to purchase tickets. These tickets are then distributed to local non-profit organizations throughout Arizona with the Tickets for Kids/Service Men and Women Program.

**Future Goals Program**

Future Goals is an online learning initiative that uses the fast-paced, exciting game of hockey as a learning vehicle for students to understand the real-world application of key science, technology, engineering, and math (STEM) subject matters. The program also introduces students to significant future career opportunities that exist in STEM-related fields. Program, training and usage is all FREE to teachers/schools. Over the last three years, over 40,000 students have benefitted from the curriculum!

**Coyotes Reading Program**

The Arizona Coyotes are committed to improving literacy in the state of Arizona by offering an incentives-based reading program to local teachers at no cost. The Coyotes Reading Program supports existing reading curriculum in grades 2-4 by encouraging students to increase the minutes they spend reading both in school and at home while receiving Coyotes prizes for their accomplishments. Over 6,000 students will participate in this years' program.

**Coyotes Speakers Bureau**

The Arizona Coyotes offer local organizations and schools to request a speaker from our staff, management, and alumni for special events. We are dedicated to sharing our knowledge and specialties to those in the community interested in learning more.

**Howler's Kids Club**

Provides a special opportunity for our young fans to interact with Howler and the Coyotes on a more intimate level. Kids receive special merchandise, access to exclusive Kids Club events, special ticket deals and memories to last a lifetime.

**Volunteering and Hospital Visits**

Arizona Coyotes players, coaches, management and staff visit local non-profits and children's hospitals throughout the year to support the specific organizational needs. Whether it's packing boxes, serving food, or brightening the day of kids during their hospital stay, the Coyotes organization is always willing to lend a hand.

**Player Programs**

Arizona Coyotes players support local non-profits through multiple different channels based on their personal passions and connections to causes. Throughout the year, players may host events, guests to games, appear at events, donate time/finances, among many other activities. Players are dedicated to giving back to our fans and community.

Visit the [ArizonaCoyotes.com](http://ArizonaCoyotes.com) Community Section for more information on Arizona Coyotes Community Relations

**ARIZONA COYOTES HOCKEY DEVELOPMENT PROGRAM (AZCHDP)**



The AZCHDP helps young individuals develop as athletes, leaders and members of the community through various ice, roller, and street hockey programs that emphasizes excellence, commitment, discipline, teamwork, and sportsmanship. The goal is to give every participant (coach, player, and parent) the opportunity to improve their knowledge of hockey and experience the enjoyment the game provides. With hockey emerging as a warm weather sport, the Arizona Coyotes



have developed several avenues for fans to participate in the sport and experience hockey through hands-on interaction.

**Little Howlers Program**

The Little Howlers Program is an on-ice youth hockey program hosted in cooperation with the Arizona Coyotes Hockey Development Program, Arizona Amateur Hockey Association, One Goal and local hockey rinks. The program consists of six to eight one-hour sessions designed to provide kids ages 4-8 a risk free introduction to the sport of hockey. For a \$100 each participant receives a set of head to toe equipment to be used during each session, which includes a

pair of skates provided by the Coyotes, and a jersey, all of which the player gets to keep after their experience is complete. For more information or to register for an upcoming clinic, visit [www.arizonacoyotes.com/kidsfirst](http://www.arizonacoyotes.com/kidsfirst).

**Coyotes Hockey School Clinics**

The Coyotes host a series of youth hockey clinics and camps at Gila River Arena. These clinics are designed to help the beginner and intermediate players develop their hockey skills, as well as showcasing the level of hockey throughout the state. Each clinic, coached by a member of the Arizona Coyotes coaching staff, is uniquely geared to a specific skill set such as power skating, shooting and passing, checking, and goalie techniques. The Coyotes also host coaching clinics throughout the season which provide coaches with the newest and most innovative coaching methods available and also feature symposium formatted discussions with current and former Coyotes players, coaches and executives.

**Street Coyotes**

Street Coyotes is a NHL-based initiative to grow the sport of hockey among children. By playing the sport in shoes, instead of skates, it allows kids to experience the sport without the intimidation of learning how to ice or roller skate. In order to expose and teach the game of hockey to as many children as possible, the Coyotes have partnered with various organizations and school districts, including: Boys and Girls Clubs of Metropolitan Phoenix, Best Buddies of Arizona, B.A.S.I.S Charter Schools, Glendale Elementary School District, Special Olympics of Arizona among others. The Coyotes will also begin recreational street hockey leagues around the state in order to grow street hockey even further, beginning with the City of Phoenix Parks and Recreations youth sports program.

**Part of the Pack Rink Partnership**

For the first time in Coyotes History, the team has embarked on a city-wide partnership with six local hockey rinks in the Phoenix area. Each rink is provided various marketing items, such as dasher boards, banners, house league jerseys, etc, all branded with the Coyotes Logo in order to signify a pack mentality with anything associated with youth hockey. Other benefits include special player visits, hockey clinics, and web-site sponsorships. To learn which local rink is near you, please visit [www.arizonacoyotes.com](http://www.arizonacoyotes.com).



The Coyotes provide exclusive and comprehensive coverage of the team on a daily basis via our team’s official website - ArizonaCoyotes.com.

**GAME DAY COVERAGE**

Starting with the morning skate and continuing through the postgame interviews, arizonacoyotes.com provides fans with extensive team coverage on game days. Each game day, written and video previews are posted to the web site. A written recap is posted shortly after games, as are game highlights, a photo gallery, stats, video interviews with players and coaches and more.

**OFF-DAY COVERAGE**

On days when the Coyotes do not play games, arizonacoyotes.com provides written and video features, plus news and notes from off-day practices.

**MULTIMEDIA**

Visitors to arizonacoyotes.com can watch and/or listen to video and audio interviews with Coyotes players and coaches before and after games. All news conferences and team events within the community are featured in widescreen video format. Arizonacoyotes.com also lets fans listen to live broadcasts of all Coyotes games.

**E-NEWS**

Be the first to know about breaking Coyotes news regarding player signings, trades, and ticket specials by signing up for the team’s free E-newsletter.

**TEAM**

Get the latest news on all of your favorite Coyotes players and coaches. View in-depth bios, as well as the Future Coyotes section, which provides up-to-date information on prospects.

**NEWS**

Check this section for archived news releases, stories, features and game recaps.

**SCHEDULE**

Results from every game and the team’s upcoming schedule are available at this section of the site. This section also features the Gila River Arena events calendar.

**STATS**

At arizonacoyotes.com, fans will find complete player, team and League statistics and standings.

**TICKETS AND PROMOTIONS**

Avoid ticket lines by purchasing tickets online. Also, don’t forget to check out the 2017-18 promotions schedule.

**BLOGS**

Players, broadcasters and website staff members contribute blog entries on a regular basis to keep fans updated on what’s going on behind the scenes.

**FAN ZONE**

This interactive area allows fans to view photo galleries and download fun and interactive programs.

**COMMUNITY**

Keep up with all of the Coyotes events and player appearances as well as information about the Arizona Coyotes Foundation.

**HOCKEY PROGRAMS**

Fans can learn about hockey programs across the Valley including a complete listing of Arizona Hockey Associations and area rinks. Fans can also sign up for one of the adult or youth hockey clinics offered.

The screenshot shows the Arizona Coyotes website interface. At the top, there's a navigation bar with links for TICKETS, PREMIUM, SCHEDULE, TEAM, NEWS, VIDEOS, STATS, FAN ZONE, COMMUNITY, YOUTH HOCKEY, ARENA, APP, WATCH, SEARCH, SHOP, and TEAMS. Below this, there are two player profile cards: one for #23 EKMAN-LARSSON and another for #16 DOMI. The central part of the page features a large advertisement for the NHL app with the headline "Your Team. Your Screen." and a call to action to download from the App Store or Google Play. To the right of the ad is a "TICKETS" section with a photo of the arena and a list of options: View All Packages, Single Game Tickets, (480) 563-7825, Live Chat, My Arizona Coyotes Account, Promotions, Event Suite Rentals, Pre-Purchase Parking, and NHL Ticket Exchange. The bottom of the page has a "FEATURED" section.



# GILA RIVER ARENA

Gila River Arena, Arizona's Premiere Sports & Entertainment Center, is a state-of-the-art, multi-purpose facility located at Loop 101 and Glendale Avenue. The arena anchors the 223-acre, \$1 billion development Westgate Entertainment District, the "crown jewel" of sports and entertainment complexes. The Coyotes, the Gila River Indian Community and Gila River Casinos agreed to terms on a nine-year partnership agreement that includes the naming rights for the venue. This is the first federally recognized Tribal naming rights deal with a sports venue that houses one of four major professional sports leagues in the country.

Owned by the City of Glendale, managed by AEG Facilities, Gila River Arena is home to the National Hockey League's (NHL) Arizona Coyotes and a multitude of spectacular entertainment events annually. With two separate concourses on two seating levels, Gila River Arena's open concourses are fan-friendly and provide fans with an open view of the ice. The Arena also features an intimate seating bowl that has all the modern amenities. The venue seats 17,125 for Coyotes games and both seating levels have been strategically situated to create great hockey sightlines.

There are 87 luxury suites in Gila River Arena, including two tower suites and 12 party suites that can accommodate large groups of up to 50 people. In addition, the Suite Level Club (located on the club suites level) consists of 400 upscale seats with unique club and dining opportunities. BMW Club is an upscale private club, open exclusively to season ticket holders. The Lounge is located directly behind the Coyotes and visiting team player benches, offering fans unique views of both the Coyotes and visiting team players as they enter and exit the ice.

Arena Management recently recognized an essential need for our guests that are new mothers, and addressed it with a new state-of-the-art Nursing Room. Gila River Arena Mothers Nursing Room is a private and comfortable area open to moms and babies for breastfeeding during all events. The room is completely furnished with a glider, changing table, toddlers table, night stand, floor lamp and television. The room is on the main concourse at sections 105-106, conveniently located next to the First Aid station in case of any issues.

Levy Restaurants and the Coyotes continue to elevate the fan experience year-to-year, evolving menus and leveraging the latest technology and guest insights to create a dining experience to match the excitement on the ice. For the 2017-18 season, the culinary team is thrilled to roll out new and enhanced offerings that cover a broad spectrum of flavor profiles, which will complement the overall experience at the arena.

New selections include The Enforcer-foot long ½ pound bacon wrapped southwestern chicken sausage, pickled red onions, Pico de Gallo, queso fresco, Bratwurst Burger-local bratwurst, caramelized onions, and honey mustard sauce, served on a fresh Kaiser roll. 3 Little Pigs Nacho-crispy pork rinds slow cooked pulled pork, Monterey Jack cheddar sauce, cilantro chimichurri, green onions, and jalapenos. Vienna Beef Arizona Dog-Vienna Beef hot dog, guacamole, Pico De Gallo, crispy jalapenos, and chipotle crema. Papa John's Pizza, Wetzel's Pretzels, Rita's Ice, return. Rounding out the offerings, will be the Grab N' Go area with a selection of healthy and gluten free items.

Fanatics Retail Group continues to manage the team's retail store, the Coyotes Den at Gila River

Arena. Fanatics, the leading online retailer of officially licensed sports merchandise, offers the largest selection of team merchandise found anywhere along with advanced e-commerce and fulfillment solutions for hundreds of professional teams and colleges, leagues, conferences and media sites. The Coyotes Den at Gila River Arena is open seven days a week 11:00 a.m. – 7:00 p.m.

Fanatics will feature concourse retail locations at Gate 2 featuring custom-made jerseys, in addition to a newly renovated Coyotes Den at Gate 4 which will offer custom-made jerseys, apparel, headwear and an array other items for Coyotes fans. Fanatics will also have two stores located on the club suite level near each entrance to Suite Level Club as well as two stores located on the east and west sides of center ice on the upper level concourse. Inside the stores and retail locations, fans will notice a wider variety and more options to purchase Coyotes gear in arena. Popular brands such as Reebok, Antigua, 47 Brand, G-III, Wincraft and Sher-Wood will be available at the various retail locations around Gila River Arena.

For tech savvy guests coming to the arena, the new season will bring enhanced cellular coverage. The Gila River Arena has installed a new Distributed Antenna System (DAS). The addition of 184 new antennas will improve coverage and service for users of the major mobile carriers during events.

Fans visiting this exceptional arena enjoy state-of-the-art technology, including an electronic display system with 360-degree video boards, an eight-sided scoreboard, an advanced in-arena production studio and superior acoustics for concerts and other special events.

The building opened on December 26, 2003 with the Arizona Sting's inaugural National Lacrosse League (NLL) game. The following night, December 27, the Coyotes hosted the Nashville Predators in front of a standing-room only crowd of 19,052 for the inaugural NHL game at Gila River Arena. The arena has also hosted five NHL Playoff series, including the 2012 Western Conference Final.

The venue has hosted major acts and numerous sell-outs such as U2, Elton John, The Rolling Stones, Paul McCartney, Bruce Springsteen, Kenny Chesney, Motley Crue, Justin Timberlake, Katy Perry, Taylor Swift and the Eagles. Many more A-list acts and major up-and-coming artists have played the venue including Ed Sheeran, Justin Bieber, Marc Anthony, Aerosmith, Bon Jovi, Madonna, Red Hot Chili Peppers, Sam Smith, Barry Manilow, Bob Segar, and Coldplay.

Gila River Arena has also hosted a variety of live entertainment in recent years including Travis Pastrana's Nitro Circus Live, Smuckers Stars on Ice, Street League Skateboarding, Nuclear Cowboyz, Professional Bull Riding (PBR), Boxing, and Rage in the Cage. The arena has brought a number of family oriented shows to Glendale including the likes of Radio City Christmas Spectacular, Trans-Siberian Orchestra, Sesame Street Live!, the Harlem Globetrotters and Cirque du Soleil.

Every February, Gila River Arena comes alive with "February Frenzy", the Arizona Interscholastic Association's (AIA) high-school tournaments and state championship for basketball.

## GILA RIVER ARENA FAST FACTS

- Fastest built arena of its kind in the United States (18 months)
- Over 20,000 people were involved in the construction process with a grand total of 1.5 million man-hours. At the peak of construction, 840 people worked on site at one time.
- 47,000 yards of concrete
- 5,000 tons of steel to reinforce the concrete structure
- 1,600 tons of steel support the roof which covers 187,000 square feet (4.3 acres)
- Steel in roof weighs 5 million pounds
- Roof covers 4 acres and supports 187,000 feet of insulated roofing
- 31,000 square feet of exterior glass
- 30 miles of piping systems
- 220 miles of wiring
- 41,000 lineal feet of storm drain piping
- 300,000 square feet of sidewalk was created
- 2,400 tons of air conditioning
- 10,000 gallons of water is used to create the ice sheet for hockey/figure skating
- The 34,000 pound center hung scoreboard (28 feet by 28 feet) cost \$2.5 million. It has four 9' x16' video instant replay screens and is raised and lowered by an electric winch capable of hoisting 50,000 pounds that is mounted up in the roof truss section directly over center ice.

CONSTRUCTION	Began on June 17, 2002
COMPLETION	December 2003, 18 months of construction
OPENING DATE	December 26, 2003 – Arizona Sting vs. Vancouver Ravens
OPENING HOCKEY	December 27, 2003 – Phoenix Coyotes vs. Nashville Predators
OPENING CONCERT	February 12, 2004 – Bette Midler
COST	\$220 million
ARCHITECTS	HOK
CONTRACTOR	Perini Construction
OWNER	City of Glendale
MANAGEMENT	AEG Facilities
SIZE	Located on 223 acres, the arena complex is 612,900 square feet and built 90 feet underground
LOCATION	9400 West Maryland Avenue Glendale Avenue, Arizona 85305
SEATING	Seating capacity for hockey – 17,125 with a maximum of 20,000
PARKING	7,000 parking spaces on site around the arena
LUXURY SUITES	87 suites located on two mid-level concourses, each accommodates up to 20 guests
PUBLIC ENTRANCES	Five entrances, located at Gate 1 (southwest), Gate 2 (west), Gate 4 (north), Gate 6 (east) and Gate 7 (southeast).
MEDIA ENTRANCE	Media parking for Coyotes games at Gila River Arena is available in the Renaissance Parking Garage (levels 2 & 3) directly across from Gate 1 near the southwest corner of the arena. Show your media credential or station/newspaper identification for access.



# FRONT OFFICE

---



**ARIZONA  
COYOTES**  
®





**Andrew Barroway**  
**Owner, Chairman and Governor**

Andrew Barroway became the sole owner of the Arizona Coyotes in June of 2017.

He was previously the Majority Owner, Chairman and Governor of the Coyotes since December 31, 2014.

Mr. Barroway is the Managing Partner of Merion Investment Management LP, an event driven hedge fund that currently manages more than \$1 Billion. Merion was founded in January 2009. Barroway graduated from the University of Pennsylvania Law School in 1991.





**Steve Patterson**  
**President, CEO and Alternate Governor**

Steve Patterson was named President, CEO and Alternate Governor of the Arizona Coyotes on July 12, 2017.

Patterson, 59, successfully led the effort to bring the Houston Texans NFL team and Super Bowl XXXVIII to Houston, Texas. As General Manager of the Houston Rockets he built the 1994 NBA Championship team. He most recently served as the President of Pro Sports Consulting, which provides services to companies, government entities, universities and individuals that operate or seek to acquire or sell sports properties, to design, finance, build and operate sports facilities and to maximize the revenue of these and related entities.

Patterson is formerly the Director of Men's Athletics for the University of Texas at Austin where he oversaw the largest athletic department budget in all of college sports while setting records for academic success, revenue generation, endowment growth and philanthropic giving to the athletic department. Patterson served his alma mater through September of 2015.

Prior to UT, Patterson served as Managing Director of Sun Devil Sports Group, Vice President for Athletics and Athletic Director for Sun Devil Athletics at Arizona State University. In that capacity, Patterson was responsible for all ASU Athletic Department business and sports operations, acquisition, development and operation of current and new sports facilities and the development of the 425 acre Sports Facilities District adjacent to the University in downtown Tempe.

As President of the Portland Trail Blazers, The Rose Garden and Rose City Radio, Patterson refined his skills as a turnaround specialist, while garnering national recognition for his player acquisition skills when he took over the team's General Manager duties as well.

Patterson formerly served as the Senior Vice President and Chief Development Officer of the Houston Texans NFL franchise where he led Bob McNair's successful effort to acquire a National Football League franchise and Super Bowl XXXVIII for Houston, Texas.

Prior to joining the Texans, Patterson was the President, General Manager and Governor of the Houston Aeros hockey team. For his efforts, he was named the 1995 winner of the Andy Mulligan Trophy as the IHL's Executive of the Year.

While overseeing all the business and basketball operations of the Houston Rockets, Patterson was the chief architect of the 1993-1994 Houston Rockets squad that captured the first NBA World Championship in franchise history signing, drafting or trading for all the team's players and coaches. Patterson also led the club's successful bid to host the 1989 NBA All-Star Game in The Astrodome, which held the all-time NBA All-Star Game attendance record of 44,735 for 21 years.

Born and raised in Beaver Dam, WI., Patterson attended the University of Texas, graduating with honors earning a Bachelor's Degree in Business Administration in 1980. He graduated from UT's Law School in 1984.





## John Chayka

**President of Hockey Operations, General Manager & Alternate Governor**

John Chayka is in his second season with the Coyotes as General Manager and was promoted to President of Hockey Operations on July 12, 2017. He was named general manager on May 5, 2016. At 26-years old, he became the youngest general manager in NHL and North American major sports history.

Chayka joined the Coyotes prior to the 2015-16 season as Assistant General Manager, Analytics. He was involved in all areas of hockey operations including NHL, minor league and amateur player evaluation as well as player development and coaching support.

Prior to joining the Coyotes, he co-founded and served as Director of Hockey Operations at Stathletes Inc. since 2009. Stathletes is a hockey analytics firm that tracks data through an intensive video analysis process and breaks down the game to provide objective insight into player and team performance tendencies.

The now 28-year-old native of Jordan Station, Ontario earned his bachelor's degree in business administration from the Richard Ivey School of Business at the University of Western Ontario in 2014. Chayka was drafted to the Ontario Hockey League but committed to going to college instead. He played Junior "A" hockey in Canada and was a top scorer in the Maritime Junior "A" League. He also played briefly in the BCHL before suffering a career ending injury.

John currently resides in Scottsdale with his wife Kathryn.





**Ahron Cohen**  
COO, General Counsel & Alternate Governor

Ahron serves as the Chief Operating Officer, General Counsel and Alternate Governor for the Arizona Coyotes Hockey Club and its related entities. He joined the organization in August of 2015. In this role, he oversees all business operations and legal matters, strategic planning, significant organizational decision-making and government relations. In January of 2017, Ahron was awarded the “Up-and-Comer” Award by the Association of Corporate Counsel as the year’s top up-and-coming in-house counsel in Arizona.

Prior to joining the Coyotes, Ahron practiced as a corporate attorney at Snell & Wilmer L.L.P. in its Phoenix office where he practiced in the M&A group. While at Snell, he served as outside legal counsel to the 2015 Arizona Super Bowl Host Committee. Before that, he was a legal and business affairs intern with the Minnesota Vikings organization.

Ahron attended law school at the Sandra Day O’Connor College of Law at Arizona State University where he served as an Editor of the Arizona State Law Journal, graduated Magna Cum Laude and Order of the Coif, and received the Pro Bono Award with Distinction for his contributions to the Phoenix community. Ahron attended Bowdoin College where he was a four-year letter winner at running back for the Polar Bears’ football team and was one of fifty college football players to be named as an All-American by the National Strength and Conditioning Association.

Ahron’s community involvement includes serving as a Board member for the ASU Sports Law & Business Advisory Board, the Arizona Sports & Entertainment Commission and the ASU Law School Alumni Board. He is also involved with the Arizona chapter of the Anti-Defamation League and the Phoenix Committee on Foreign Relations. Nationally, he is involved with the Sports Lawyers Association and serves as an Advisory Board member to the American Bar Association’s Forum on Entertainment & Sports. He is an active member of the State Bar of Arizona.

Ahron and his wife, Dana, and son, Carson, reside in Phoenix.







**Steve Sullivan**  
Assistant General Manager

Steve Sullivan enters his first season as the team’s Assistant General Manager. He was promoted to the position on May 18, 2017. In his new role, Sullivan will also serve as General Manager of the Tucson Roadrunners, the team’s American Hockey League (AHL) affiliate, in addition to overseeing the Coyotes’ amateur player development staff.

Sullivan, 43, joined the Coyotes hockey operations department on September 8, 2014 as the team’s development coach. On May, 26, 2016, he was promoted to director of player development.

Sullivan joined the organization after a 16-year NHL career that included stints with the New Jersey Devils, Toronto Maple Leafs, Chicago Blackhawks, Nashville Predators, Pittsburgh Penguins and Coyotes.

The Timmins, Ontario native totaled 290-457-747 in 1,011 career NHL games. He also recorded 9-14-23 in 50 career Stanley Cup Playoff games. Sullivan collected 5-7-12 in 33 contests with the Coyotes in 2012-13, and appeared in his 1,000th career NHL game

on March 28, 2013 against Nashville.

In 2009, Sullivan was the recipient of the Bill Masterton Trophy, which is awarded each year to the National Hockey League player who best exemplifies the qualities of perseverance, sportsmanship and dedication to hockey. Sullivan became the first player in Predators history to win an NHL award.

Steve and his wife, Kristen, have four children, Aidyn, Garner, Drake and Karlisle.



**Chris O’Hearn**  
Assistant General Manager, Hockey Operations

Chris O’Hearn enters his 11th season with the Coyotes and his third as Assistant General Manager, Hockey Operations.

As a member of Arizona’s hockey operations management team, O’Hearn’s responsibilities include player contract research and negotiations, scheduling, salary arbitration and salary cap management. He is also involved with fiscal and strategic planning, evaluating pro and amateur players, compliance with the Collective Bargaining Agreement, and administration with the NHL’s Central Registry as well as the day-to-day operations of the hockey department.

The 35-year-old native of Winnipeg, Manitoba earned his Bachelor of Arts degree in political science from Arizona State University in 2004. O’Hearn also graduated from the New England School of Law in 2007.

Chris and his wife, Ashley, and son Callan reside in Phoenix.



**Tim Bernhardt**  
Director of Amateur Scouting

Tim Bernhardt is in his fourth season as the Coyotes’ Director of Amateur Scouting. He is responsible for all amateur scouting and oversees the Entry Draft process for the Coyotes.

The 59-year-old Bernhardt joined the Coyotes as an amateur scout in 2010-11 before serving as the Assistant Director of Amateur Scouting in 2013-14.

Bernhardt started with the Dallas Stars as an amateur scout in 1993 and was named Director of Amateur Scouting in 1998. He left the Stars in 2011 after 18 years in the organization including 14 years as the Stars’ Director of Amateur Scouting.

Bernhardt, a native of Sarnia, Ontario, was a key player in the Stars organization and was responsible for drafting players such as Steve Ott (2000), Mike Smith (2001), Jussi Jokinen (2001), Trevor Daley (2002), Loui Eriksson (2003), James Neal (2005), Matt Niskanen (2005) and Jamie Benn (2007).

Prior to his scouting career, Bernhardt played 67 games in the NHL as a goaltender with the Calgary Flames and the Toronto Maple Leafs. In total, Bernhardt played 12 seasons of professional hockey in the NHL, AHL and CHL.

Bernhardt currently resides in Schomberg, Ontario, with his wife, Sheri, and sons, Matthew and Jake.

**PRO & AMATEUR SCOUTS**



Craig Cunningham  
Pro Scout



Mark Bell  
Pro Scout



Jeff Twohey  
Amateur Scout



Thomas Carlsson  
Amateur Scout



Max Kolu  
Amateur Scout



Trevor Hanson  
Amateur Scout



Rob Pulford  
Amateur Scout



Mike Sands  
Amateur Scout




Glen Zacharias  
Amateur Scout



Sergei Kuznetsov  
Amateur Scout



Jim Hammett  
Amateur Scout



Rick Beckfeld  
Amateur Scout



## Rick Tocchet

### Head Coach

Rick Tocchet enters his first season as Coyotes Head Coach. He was named the 18th head coach in Coyotes/Jets franchise history on July 11, 2017.

Tocchet, 53, joins the Coyotes following three seasons and back-to-back Stanley Cup championships as an assistant coach with the Pittsburgh Penguins. Tocchet joined Pittsburgh on June 25, 2014 and helped the Penguins become the first team since the 1997 and 1998 Detroit Red Wings to win consecutive Stanley Cup titles.

The Scarborough, Ont. native began his coaching career as an assistant with the Colorado Avalanche from 2002-04. Tocchet spent one season as an assistant with the Coyotes in 2005-06 before joining the Tampa Bay Lightning as an assistant coach in 2008. He was named interim head coach of the Lightning on Nov. 14 and later head coach following the 2008-09 season. Tocchet served as Tampa Bay's head coach for two seasons (2008-10).

The former winger played 18 NHL seasons including parts of three seasons with the Coyotes (1997-00). Tocchet totaled 64-66-130 and 371 penalty minutes (PIM) in 213 games with Phoenix. He finished second on the team with 26 goals in both 1997-98 and 1998-99.

The four-time NHL All-Star won the Stanley Cup with the Penguins in 1992 and played in the 1987 Stanley Cup Final with the Philadelphia Flyers. Tocchet totaled 440-512-952 and 2,972 PIM in 1,144 career NHL games with the Flyers, Penguins, Coyotes, Los Angeles Kings, Boston Bruins and Washington Capitals. His best season came in 1992-93 when he played alongside Mario Lemieux and totaled 48-61-109 and 252 PIM. Tocchet is one of just three players in League history to record 400-plus goals and 2,500 PIM while he also registered five 30-plus goal seasons and three seasons with 40-plus goals. He was originally drafted by the Flyers in the sixth round (125th overall) in the 1983 NHL Draft.

Tocchet also represented Canada on multiple occasions including the 1990 and 1991 World Championships while winning Canada Cup titles in 1987 and 1991.





### **John MacLean** Assistant Coach

John MacLean enters his first season as an assistant coach with the Coyotes.

The 52-year-old native of Oshawa, Ont., previously served as an assistant coach with the Carolina Hurricanes from 2011-14. He spent eight seasons as a coach in the New Jersey Devils organization, including seven years as an assistant coach.

MacLean won a Stanley Cup with the Devils as an assistant coach in 2003. He also served as head coach of the Lowell Devils of the American Hockey League (AHL) in 2009-10, leading the Devils' affiliate to its best-ever record and first-ever playoff berth. He was named as the head coach for the New Jersey Devils prior to the 2010-11 season, but was replaced 33 games into his first season as an NHL head coach.

Most recently, MacLean worked as an analyst on NHL Network (2015-17) and previously was an analyst for MSG Network, including pre-and post-game coverage of the Devils.

Drafted by New Jersey sixth overall in the 1983 NHL Entry Draft, MacLean played 18 NHL seasons with the Devils, San Jose Sharks, New York Rangers and Dallas Stars, collecting 413 goals, 429 assists, 842 points and 1,328 penalty minutes in 1,194 career NHL games.

A two-time NHL All-Star (1989, 1991), MacLean won the Stanley Cup with the Devils in 1995. He registered 35-48-83 and 152 penalty minutes in 104 career Stanley Cup playoff games.



### **Scott Allen** Assistant Coach

Scott Allen begins his first season as an assistant coach with Arizona and his 22nd year in professional coaching in 2017-18. He joined the organization on July 26, 2017 after serving as an assistant coach with the Florida Panthers in 2016-17.

Allen spent the previous three seasons in the Panthers organization, serving as head coach of Florida's American Hockey League affiliate, the Portland Pirates in 2015-16 as well as an assistant coach with San Antonio (AHL) in 2014-15.

The 51-year-old native of New Bedford, Mass., has previously served as a head coach or assistant coach with the Johnstown Chiefs (ECHL) from 1996-2002; the San Antonio Rampage (AHL) from 2002-04; the Lowell Lock Monsters (AHL) in 2004-05; the Omaha Ak-Sar-Ben Knights (AHL) from 2005-07 and the Quad City Flames (AHL) from 2007-09, before being hired as an assistant coach

with the New York Islanders (2009-12).

Following his time in New York, Allen joined the St. Louis Blues organization, where he was an assistant coach for the Blues' AHL affiliates, the Peoria Rivermen (2012-13) and the Chicago Wolves (2013-14). Allen returned to San Antonio for the 2014-15 season.

During his 10-year professional playing career, Allen competed in the All-American Hockey League, Atlantic Coast Hockey League, Colonial Hockey League, Central Hockey League and the East Coast Hockey League. During the 1988-89 campaign, Allen won the first of his personal back-to-back ECHL titles, first with the Carolina Thunderbirds in 1989 and the following year, 1990, as a member of the Greensboro Monarchs.



### **Jon Elkin** Goaltending Coach

Jon Elkin begins his third season as Goaltending Coach with the Coyotes. He joined the organization on July 28, 2015 after coaching at the NHL, AHL, WHL, QMJHL and OHL levels.

In Elkin's first season in Arizona, rookie goaltender Louis Domingue was named the NHL's rookie of the month for January after he registered a 6-3-2 record with a .925 save percentage in 11 games. Domingue finished the season with a .912 save percentage and 2.75 goals against average in 39 games. Mike Smith was recognized as the NHL's third star of the week for the week ending October 11. Smith went 2-0-0 with a 1.00 goals against average and a .971 save percentage to guide the Coyotes to their first 2-0-0 start since 2009-10. In 2016-17, Elkin helped Smith earn his first All-Star selection while the veteran goalie finished with a 2.92 goals against average and a .914 save percentage.

Prior to joining the Coyotes, Elkin spent three seasons as the Calgary Flames' goaltending coach from 1999 to 2002.

The veteran coach operates Jon Elkin's Goalie Schools in Toronto, which has grown into one of the largest goalie schools in the world. Elkin founded the school in 1984 at the age of 16.

Elkin previously served as the goalie coach for the Soo Sault Marie Greyhounds of the OHL. He also spent six seasons as the St. Michaels Majors' goalie coach. During his tenure with the Majors, the team used seven goalies in total. Of those seven, three have gone on to play in the NHL and two signed NHL contracts. In 2004, Elkin won the OHL Championship with the Peterborough Petes. His students have earned five OHL Goalie of the Year trophies, one CHL Goalie of the Year award, one OHL MVP honor, four Dinty Moore trophies & one NHL Rookie of the Year award.



### **Steve Peters** **Assistant Coach - Video**

Steve Peters returns for his 20th season with the Coyotes as the team's Assistant Coach, Video. He joined the Coyotes in 1996-97 after serving as the Executive Director of the Hobey Baker Memorial Award, given annually to the top hockey player in the National Collegiate Athletic Association.

The Bemidji, Minnesota native is responsible for all the video needs of the Coyotes' coaching staff. Included in his duties are pre-scouting opponents, breaking down and analyzing game video for motivational and educational purposes, and reviewing game video with Coyotes players. He is also instrumental in assisting the coaching staff on coaches' challenges.

Additionally, Peters served as Team North America's video coach during the 2016 World Cup of Hockey.

Peters, 49, is a graduate of the University of North Dakota where he was a three-time letter winner for the Fighting Sioux hockey team and a member of the 1987 NCAA Division I Championship team.

Steve and his wife Heidi reside in Scottsdale while his son, Jackson, attends the University of Arizona.



### **Dawn Braid** **Skating Coach**

Dawn Braid is in her second season as the Coyotes' Skating Coach in 2017-18. She previously served as a skating consultant with Arizona in 2015-16 and continues to work as a part-time skating consultant with the Calgary Flames.

Braid has been an entrepreneur and a Professional High Performance Technical Power Skating Instructor with over 25 years of experience training hockey players at the NHL, AHL, OHL, Junior and NCAA levels, Women's USA National Team Members, Women's Under 18 National and Ontario Team Members as well as several minor hockey players and AAA teams.

Braid was hired to design and instruct the Anaheim Ducks' 2011 and 2012 prospect camps and rookie camp as well as run a summer training program for select Anaheim prospects. In 2011, she was hired by the Buffalo Sabres to develop the skating performance of several Sabres players and prospects. She signed an exclusive contract as a skating consultant with the Sabres in 2012 and directed the skating development of two prospect camps and trained players throughout the season with both the Sabres and Rochester Americans.

She was appointed as the Director of Skating Development for the Athlete Training Centre and Head Skating Instructor for the Etobicoke Dolphins Hockey Organization in 2008. Braid also instructed the on-ice skating and conditioning for Station Seven Reebok in 2005, which is an elite training facility for pro and junior players owned and operated by Gary Roberts.

Braid led the skating portion of three Toronto Maple Leaf Prospect Camps from 2005-08, enhancing players' skills and preparing them with skating skills required for the NHL. While with the Leafs, she ran on-ice skating and conditioning programs for various Toronto pro players during the off season. During the season, she assisted Strength Coach Matt Nichol in the on-ice rehab of injured players as well as analyzing, breaking down and rebuilding the players's strides. In 2005, Braid was a guest speaker at the Toronto Maple Leafs' Coaches Helping Coaches Clinic where she provided an on-ice presentation of "Skating- Back to the Basics" a basic foundation for success in hockey.

Several of her NHL Clients include John Tavares, Mike Cammalleri, Jason Spezza, Boone Jenner, Ryan Strome, Scott Laughton, Barclay Goodrow, Cody Hodgson (Retired), Michael Latta, Connor Murphy, Max Domi, Cody Goloubeff, Phil Verone, Brett Ritchie, Nick Ritchie, Jaimie Oleksiak, Nick Paul and Alex Chiasson. Additionally, Braid has worked with current AHL players, OHL players and NCCA Division 1 players and possesses 10 years of experience as a professional skating instructor, an Ontario Winter Games Gold and Silver Medalist, Eastern Ontario Divisional Champion and a three-time national competitor.

Braid resides in Mississauga, Ontario with her husband Robert and two sons Taylor (25) and Mackenzie (24). Mackenzie was drafted and played three seasons in the OHL.





### **Corey Schwab** Goaltending Development Coach

Corey Schwab enters his third season as Goaltending Coach with the Coyotes. He is responsible for the Coyotes' minor league goaltenders at the AHL, ECHL and amateur levels and assists in goalie evaluations.

The 46-year-old Schwab previously spent eight seasons with the San Jose Sharks organization as a Goaltending Development Coach where he oversaw the goaltending coaching duties for Sharks prospects. The North Battleford, Saskatchewan native also spent three seasons (2005-08) as associate goaltending coach and scout for the Tampa Bay Lightning.

Schwab played eight NHL seasons and registered a 42-63-13 record with a 2.89 goals against average (GAA) and an .896 save percentage (SV%) in 147 games with the New Jersey Devils, Lightning, Vancouver Canucks and Toronto Maple Leafs. He was a member of the 2003 Stanley Cup Champion New Jersey Devils, as well as the 1995 Calder Cup Champion Albany River Rats.



### **Alex Henry** Player Development Coach

Alex Henry enters his first season as the team's Player Development Coach. He oversees all pro player development including working with coaches and players in the Coyotes' minor league system. Henry spent the previous two seasons as the assistant coach at Dalhousie University.

Prior to becoming a coach, Henry enjoyed a 15-year professional hockey career that included stints with the Edmonton Oilers, Washington Capitals and Minnesota Wild. Henry also skated in the AHL and played two seasons of professional hockey in Europe.

The Elliott Lake, Ontario native totaled 2-9-11 in 177 career NHL games and registered 16-70-86 in 632 career AHL games. Alex and his wife, Megan, live in Halifax, Nova Scotia with their son, Christopher.



### **Brett Stewart** Player Development Coach

Brett Stewart enters his second season as a Player Development Coach and Pro Scout in Europe with the Coyotes. Stewart was previously a coach and general manager for Skien and Tonsberg in the Norwegian Hockey League.

Prior to beginning his coaching career, Stewart enjoyed a 12-year professional playing career which included stints in Germany, Austria, Sweden and Norway. The Regina, Saskatchewan native also skated in five games with Canada's National Team in 1996-97. He retired as a player in 2002.

Brett and his wife of 22 years, Hege, reside in Norway with their two kids Noah (22) and Zavier (15).






**Stan Wilson**  
**Head Equipment Manager**

Stan Wilson returns for his 28th season with the Coyotes organization and 22nd season as Head Equipment Manager.

The Melfort, Saskatchewan native began his career as an Equipment Manager in 1980 with the Junior B. Melfort TM's. He joined the Prince Albert Raiders of the Western Hockey League (WHL) for the 1982-83 season, enjoying a Memorial Cup championship in 1985. Wilson then joined the Winnipeg Jets in 1990 as an Equipment Manager and has been with the organization ever since.

In 2007, Wilson won a gold medal as the Equipment Manager of Team Canada at the IIHF World Championship in Russia. Wilson was also Equipment Manager of the gold-medal winning Canadian squad at the 2003 IIHF World Championship in Finland. In 1997, Wilson represented the Coyotes as one of the equipment managers for the NHL All-Star Game in San Jose.



**Tony Silva**  
**Equipment Manager**

Tony Silva begins his 20th season with the Coyotes organization as the team's Equipment Manager. On February 16, 2017, Silva recorded his 1,500th NHL game at Los Angeles. Silva previously worked his 1,000th NHL game at Detroit on November 8, 2010.

Silva joined the Coyotes from the San Jose Sharks, where he served three seasons as an Equipment Manager. Prior to that, the 45-year-old native of San Jose, California worked three seasons as a visiting locker room attendant with San Jose.

Before getting involved with hockey, Silva served as an Equipment Manager for the San Jose Earthquakes of the Western Soccer League (WSL). He also worked with the San Francisco Bay Blackhawks of the American Professional Soccer League (APSL).

Tony has three children: Dominik, Landon and Ashtyn. The family resides in Scottsdale.



**Jason Rudee**  
**Assistant Equipment Manager**

Jason Rudee returns for his 17th season as Assistant Equipment Manager with the Coyotes after working seven seasons (1994-95 to 2000-01) with the San Jose Sharks as the team's assistant equipment manager and equipment transportation specialist.

The 44-year-old Rudee was the recipient of the inaugural commitment to excellence award in 2011-12 as voted on by the league's 30 equipment managers.

Rudee splits his duties between assisting the Coyotes equipment staff with the day-to-day equipment and locker room maintenance, and serving as the visiting dressing room manager. He manages the visiting team's equipment upon arrival and assists the visiting team's equipment manager with all his needs while in town.

Jason, his wife, Jeannette, and their daughters, Haley and Hannah, reside in Cave Creek.



**Denver Wilson**  
**Assistant Equipment Manager**

Denver Wilson enters his second season as Assistant Equipment Manager with the Coyotes. He joined the organization following three seasons with the Los Angeles Kings as their assistant equipment manager.

The 30-year-old Wilson was part of two Stanley Cup Championships with the Kings in 2012 and 2014. He previously served as Assistant Equipment Manager with the Houston Aeros, the former AHL affiliate of the Minnesota Wild, from 2010-11. Wilson was also Head Equipment Manager for the Arizona Sundogs (CHL) from 2008-10. He originally started with the Coyotes as a locker room attendant at age 11.

Wilson assists the Coyotes equipment staff in day to day operations, travel and equipment repair.

Denver and his wife, Kalie, and daughter, Wynter, reside in Phoenix.



### **Dave Zenobi** Head Athletic Trainer

Dave Zenobi enters his first season as the Coyotes Head Athletic Trainer. Zenobi oversees all aspects of the team's medical operations.

Zenobi, 41, joined the Coyotes after spending ten seasons with the Florida Panthers, nine of them as the Head Athletic Trainer where he oversaw all medical and training operations. Prior to that, he spent five seasons with the Cleveland Barons of the American Hockey League (AHL) serving as the Head Athletic Trainer.

A native of Bird Island, Minnesota, Zenobi began his career in hockey in 1994 with the Cleveland Lumberjacks of the International Hockey League (IHL) and has also worked with Team USA at the 2013 World Championships in Helsinki, Finland where he earned a Bronze Medal.

Zenobi, who is a certified member of the National Athletic Trainers' Association, the Arizona Board of Athletic Training, and the Professional Hockey Athletic Trainers Society, earned his Bachelor of Science degree in Sports Medicine from Mount Union College and a Master of Arts degree in Exercise Science from the University of Massachusetts at Amherst.

Dave, his wife of 23 years Dawn, and his two sons, Domenic and Joey, reside in Phoenix.



### **Donnie Fuller** Assistant Athletic Trainer

Donnie Fuller enters his first season as the Coyotes Assistant Athletic Trainer. He joined the Coyotes after spending 16 seasons as the Head Athletic Therapist with the Minnesota Wild where he has worked 1,200 career NHL games and spent last year working as an Emergency Room Tech at Regions Hospital in St. Paul, MN. Donnie also spent time working with Minnesota United Football Club and their Youth Academy. In 2015 Donnie was awarded the Minnesota Athletic Trainers Association Outstanding Athletic Trainer award.

Prior to beginning his NHL career in Minnesota, Donnie was the Head Athletic Therapist at the University of Victoria (1994-2000) and was the Head Athletic Therapist for Hockey Canada (1999-2000). Fuller was also the Athletic Therapist for Hockey Canada at 2000, 2002, and 2006 World Hockey Championships and was the Head Athletic Therapist at the 2004 NHL All-Star Game.

A native of London, Ontario, Donnie earned an undergraduate degree in Physical Education from McMaster University and a diploma in Athletic Therapy from Sheridan College. He also spent three years of study at the Canadian College of Osteopathy in Toronto and is currently in the process of earning a Masters of science degree in kinesiology at A.T. Still University.

Fuller is a Certified Athletic Therapist in the Canadian Athletic Therapists' Association, a Certified Athletic Trainer in the National Athletic Trainers' Association and a Certified Orthopedic Technician in the National Orthopedic Technicians Association. He also is an Emergency Medical Technician in the National Registry of Emergency Medical Technicians and is certified in Integrated Dry Needling, Active Release Techniques, Soft Tissue Release and Myofascial Release.

Donnie resides in Phoenix with his wife Tina and three daughters Anna (10), Alison (8) and Alaina (4). He enjoys spending time with family and competing in triathlons and marathons, and hunting.



### **Eric Ford** Massage Therapist

Eric Ford begins his first season with Arizona as massage therapist. Ford graduated from the Arizona School of Massage Therapy in Phoenix, AZ. He then received certification in the Paul St. John method of Neuromuscular Therapy in 2006.

He is a Certified Neuromuscular Therapist, Arizona State Licensed Massage Therapist and is nationally certified in Therapeutic Massage and Bodywork. Eric also is a Level 1 lower body flexibility therapist. He has successfully completed training in Neuromuscular Stabilization and Reflex Locomotion taught by Pavel Kolar Ph.D. Athletes Performance treating professional, elite and olympic athletes.

In addition, Ford spent the 2009-2010 season as the Soft Tissue Therapist for the Los Angeles Kings Hockey team. He specializes in shoulder pain and rotator cuff dysfunction, TMJ Dysfunction, Migraine Headaches and back and hip pain. Eric is well known in the industry for tackling any musculoskeletal issue that athletes and clients bring to his table.



**JP Major**  
**Strength and Conditioning Coordinator**

JP Major enters his fourth season with the Coyotes as the team's Strength and Conditioning Coordinator. Major came to the organization from EXOS in Phoenix (formerly Athletes' Performance), where he was a Performance Specialist and lead coach for NHL player off-season programs.

The 31-year-old Major was also the head coordinator for professional hockey development and programming for all AP facilities. In 2013, he conducted the Coyotes training camp fitness testing and assisted with all data interpretation.

The Lincoln, Nebraska native was the lead movement coach for the 2014 NFL combine preparation which included training 27 drafted athletes and four players selected in the first round of the NFL Draft.

Major graduated from the University of Nebraska in 2012 with a Bachelor of Science degree (Nutrition, Exercise and Health Science).

JP and his wife, Hannah, reside in Scottsdale.



**Curt Truhe**  
**Assistant Strength and Conditioning Coordinator**

Curt Truhe enters his third season with the Coyotes as the team's Assistant Strength and Conditioning Coordinator. He oversees all prospect strength and conditioning for the organization.

Truhe arrived from Bon Secours Sports Performance where he served as the Sports Performance Coordinator at the facility in Richmond, Virginia.

The 29-year-old Truhe previously spent time at EXOS (formerly Athletes' Performance) where he completed an internship working with pro athletes of all sports and assisted with Coyotes testing. Following his internship, he continued to work with NFL Combine athletes at EXOS.

The Elk Point, South Dakota native graduated from Augustana University (S.D.) with B.S. degrees in Exercise Science and

Fitness Management.

**TEAM DOCTORS**



Dr. Robert Luberto  
 General Sports Medicine



Dr. Brian Shafer  
 Orthopedic Surgeon



Dr. Gary Waslewski  
 Orthopedic Surgeon



Dr. George Reiss  
 Team Ophthalmologist



Dr. Jeffrey Edelstein  
 Team Ophthalmologist





### **Gregg Olson** Chief Financial Officer and Chief Administrative Officer

On September 29, 2014, Gregg Olson joined the Coyotes from SMG, the worldwide leader in venue management where he served as one of the organization's Regional Vice Presidents to its Stadium and Arena Division for the past year. Prior to that, Olson served as Executive Vice President and Chief Financial Officer for the Portland Trail Blazers (NBA) organization.

Olson, who was named as CFO of the Year in the large private business category by Portland Business Journal in 2009, directed all day-to-day activities for the Trail Blazers' finance department and oversaw all human resource functions and activities. In addition, he managed negotiations of all employee benefits programs, and directed all areas of risk management.

Olson began his sports management career in 1985 as Director of Finance for the Cleveland Indians, and was Executive Vice President and Chief Financial Officer of the National Hockey League's San Jose Sharks before joining the Trail Blazers organization.



### **Jeff Morander** Executive Vice President of Ticket Sales & Strategy

Jeff Morander is entering his fifth season as a member of the Coyotes. He joined the Coyotes on September 30, 2013 from the National Hockey League (NHL) where he spent six years in a variety of roles including Vice President of NHL Events, Vice President of Ticket Strategy and Vice President of Club Consulting and Services.

Some of the highlights of Morander's career include executing numerous successful NHL events such as the NHL Winter Classics in Philadelphia and Pittsburgh, NHL All-Star Games in Ottawa and Raleigh, NHL Awards in Las Vegas as well as NHL Heritage Classic in Calgary. He also established a Ticketing Center of Excellence and assisted 30 NHL Clubs with "Best Practices" that resulted with record setting league-wide revenues. Morander continues to use best practices to evaluate loyalty programs, mobile ticketing and new technologies to enhance the fan experience. CRM/Database marketing, focus groups, secret shoppers and surveys have also provided invaluable feedback specific to Arizona.

With over 30 years of senior management experience in the sports industry, Morander has also worked for the Sacramento Kings (NBA) and Monarchs (WNBA), the Atlanta Hawks (NBA) and Atlanta Thrashers (NHL), the Chicago Bears (NFL), the Houston Rockets (NBA), and Comets (WNBA); the Tampa Bay Lightning (NHL) and the Hartford Whalers (NHL).

Morander graduated from Boston University in 1986 with a degree in Business Administration. Jeff and his wife, Kim, and daughter, Madelyne, reside in Scottsdale.



### **Rich Nairn** Executive Vice President of Communications & Broadcasting

Rich Nairn serves as the Coyotes Executive Vice President of Communications and Broadcasting overseeing all media relations, broadcasting, production, community relations, hockey development and website news content for the team. Nairn is currently in his 22nd season with the franchise.

Over the past two decades, Nairn has established strong working relationships with hundreds of local and national media and has created and implemented numerous successful PR campaigns that have generated positive media coverage and publicity for the organization.

Nairn joined the Winnipeg Jets in 1993 and was promoted to Director of Media Relations in 1995. He relocated with the team to Phoenix in 1996 and helped launch the Coyotes franchise in the Valley of the Sun. Under his direction, the Coyotes media relations departments have repeatedly been considered as one of the best in the NHL.

Nairn graduated from the University of North Dakota in 1992 with a Master's degree in Communications. In addition, he earned a Bachelor of Arts degree in Political Science from the University of Manitoba in 1988.



### **John Knebel** Executive Vice President, Corporate Partnerships & Premium Seating

John Knebel is entering his second season with the Coyotes as the team's Executive Vice President of Corporate Partnerships & Premium Seating.

Knebel joined the Coyotes from the Los Angeles Dodgers where he spent two years as the Club's Senior Director of Corporate Partnerships and was responsible for generating new team revenue by creating strategic partnerships with regional, national and multinational corporations.

Prior to that, Knebel worked five years with the Washington Nationals as the team's VP/Managing Director of Corporate Partnerships and Business Development where he oversaw all corporate partnership sales, service and business development activities for the team.

With over 20 years of business experience, Knebel has also worked for Intersport, IEG, Coca-Cola and the National Hockey League. John has a BA from the College of William and Mary and MBA from Duke University's Fuqua School of Business. He and his wife Amy reside in Arcadia.



**Bill Makris**  
**Vice President of Ticket Sales & Service**

Bill Makris is entering his fifth season as a member of the Coyotes Ticket Sales & Service leadership team as the Vice President of Ticket Sales & Service.

Makris has over 28 years of experience in the ticketing industry. He has worked with some of the top professional organizations including the Edmonton Oilers, Columbus Blue Jackets, Tampa Bay Lightning, Hartford Whalers, Florida Marlins, Houston Rockets as well as the Chicago Wolves and Hartford Wolf Pack of the AHL. Bill works closely with Executive VP of Ticket Sales & Strategy Jeff Morander on overseeing sales & service initiatives for the Coyotes. Makris also leads all ticket sales & service recruitment and training efforts. He has served as a member of the NHL Ticket Sales Advisory Committee for three seasons.

Since arriving in Phoenix, this group has set franchise revenue records including overall ticket revenue. Makris is a native of Hartford, CT and earned an MA from UConn in Sport Management & Sports Marketing. He is also the proud father of his 11-year-old son, Alexander.



**Tom Hoof**  
**Vice President of Marketing**

Tom Hoof is the Vice President, Marketing for the Arizona Coyotes. He is responsible for the development of the brand, marketing, advertising, promotions and fan experience for the organization. Prior to joining the Coyotes, Tom served as the CMO for the University of South Florida and the VP Marketing and Community Relations for the Tampa Bay Rays where he led the rebrand of the team from the Devil Rays and introduced post-game concerts. Tom's experience also includes a decade in marketing for Walt Disney World.

Originally from Virginia, Tom is a graduate of the University of Richmond. He has three children and resides with his wife in Phoenix.



**Olivia Matos**  
**Executive Director of Arizona Coyotes Foundation/CR Director**

Olivia Matos joined the organization as the Manager of the Foundation and Community Relations from Recruiting.com/Jobing.com where she worked in Public and Social Services Solutions Sales, managing and developing nationwide clientele within the following industries: government, education, associations, and social service organizations. Prior to Recruiting.com, Matos spent five years at the Arizona Biltmore Resort & Spa where she sold, planned and executive events of all kinds.

Matos graduated Suma Cum Laude from Illinois State University in 2007 with a Bachelor's degree in Business Management with a focus on Organizational Leadership. Olivia resides in Phoenix with her husband.



**Patty Frankenfield**  
**Senior Director of Human Resources**

Patty Frankenfield enters her third season as Sr. Director of Human Resources. In her role, Patty is responsible for recruiting, hiring and training all new staff. She also leads the company's efforts to make the Coyotes one of the best places to work by maintaining a culture that supports employees and managers in their daily work. Frankenfield also oversees all employee benefit programs, including interface with brokers and service providers.

Prior to joining the Coyotes, she worked in the hospitality industry at hotel properties for over 20 years in the greater Phoenix and southern California markets.



Natalia Protopoff  
Front Office Administrator



Ivette Servin  
Receptionist



Brad Rossen  
Director of Statistical Analysis



Jake Goldberg  
Director of Hockey Operations



Dave Griffiths  
Team Services Manager



Jim O'Neal  
Security



Kara Montgomery  
Executive Asst., Hockey  
Operations



Al Ambrosia  
Hockey Operations  
Coordinator



Greg Dillard  
Director of Media Relations



Jeffrey Sanders  
Media Relations Coordinator



Dave Vest  
Sr. Director of News Content



Doug Cannon  
Director of Broadcasting



Jon Kingston  
Sr. Manager Production



Robert Clark  
Video Graphics Manager



Courtney Orner  
Motion Graphics Coord




Lamont Buford  
Director, Game Presentation




Dave Ellsworth  
Game Presentation  
Coordinator




Katrina Hinsberg  
Foundation Manager



Jeph Harris  
Mascot Coordinator



Matt Shott  
Directory of Amateur Hockey  
Development



Ben Wang  
Director of Marketing  
Analytics



Marissa O'Connor  
Director of Social Media  
Strategy



Scott Jenner  
Sr. Manager of Web &  
Creative Services



Rachel Olish  
Events & Marketing Manager



Jessica Isner  
Marketing Coordinator



Jeff Shepherd  
Business Analyst





David Montgomery  
Controller



Craig Wolman  
Director of Financial Planning/  
Analysis



Craig Scott  
Accounting Coordinator




Chris Shelley  
Staff Accountant



Jessica Fuentes  
Staff Accountant



Marina Mercer  
Associate General Counsel



Monty Low  
Director of IT



Justin Ferguson  
IT Infrastructure Technician



Michael Wenzel  
IT User Support Technician



Cale Hulse  
Sr. Advisor Business  
Development & Alumni Relations




Mike Akers  
Corporate Partnerships  
Manager



Lindsay Foletta  
Corporate Partner Service  
Manager



Matt Carnot  
Corporate Partner Service  
Manager



Blake Pangman  
Partnership Activation  
Coordinator



Grant Buckborough  
Sr. Director of Premium &  
Suite Sales



Mike Briody  
Premium Seating Sr.  
Manager




Matt McClelland  
Premium Seating Manager



Dave Paris  
Premium Seating Manager



Craig Campbell  
Premium Seating Manager



Brad Moss  
Premium Seating Manager



Matt Herold  
Premium Service Manager



Sam Bays  
Director, Business  
Development



Josh Pitts  
Business Development  
Supervisor



Brittany Lovro  
Business Development  
Account Executive



Justin Peterson  
Business Development  
Account Executive



Sabrina Ethridge  
Business Development  
Account Executive



Steve Gonzales Jr.  
Manager of Group Sales



Jon Kane  
Group Sales Account  
Executive



Chris Bongo  
Group Sales Account  
Executive



Sarah Gulbrandsen  
Group Sales Account  
Executive



Jon Shivener  
Amateur Hockey Dev. &  
Group Sales Exec



Lindsay Kray  
Senior Director, Client  
Services & Client Relations



Karalyn Katchmark  
Service & Retention  
Supervisor



Sean Sanford  
Sr. Service & Retention  
Account Executive



Taylor Hatleberg  
Service & Retention Account  
Executive



Michael Kesaris  
Service & Retention Account  
Executive



Dan Rios  
Ticket Sales Representative



Louis Curiel  
Ticket Sales Representative



Morgan Kerlin  
Ticket Sales Representative



Alex Boleyn  
Ticket Sales Representative



Emma Portsmouth  
Ticket Sales Representative



Jacob Rabbito  
Ticket Sales Representative



Kayleigh Hill  
Ticket Sales Representative



Devin Miller  
Inside Sales Representative



Kristen McKenna  
Inside Sales Representative



Mason Smith  
Inside Sales Representative



Sam Evans  
Inside Sales Representative



Laura Anderson  
Ticket Operations  
Coordinator



Tyler Oberg  
Ticket Operations  
Coordinator





## Matt McConnell

### Television Play-By-Play Announcer

Matt McConnell enters his seventh season with the Coyotes as the team's TV play-by-play announcer.

Prior to joining the Coyotes broadcast team, McConnell was the TV voice of the Atlanta Thrashers (2009-2011). He also called all the TV play-by-play for the Thrashers from 1999 (their inaugural season in the NHL) through 2003 before moving on to the Minnesota Wild where he called NHL action for two seasons (2003-2005).

During the 2011-12 season, McConnell called his 1,000th NHL game on February 28, 2012 (Coyotes vs. Canucks).

McConnell got his start in the NHL in 1993 when he was named as the radio voice of the expansion Mighty Ducks of Anaheim. He worked with the Ducks through 1996 when he became the radio play-by-play announcer for the Pittsburgh Penguins from 1996-1999. McConnell has also covered the NHL playoffs for NHL Radio and Westwood One, the Stanley Cup Final for NHL International and the 2009 IIHF World Junior Championship for the NHL Network.

From 2005-06 to 2008-09, he served as the lead play-by-play announcer for CBS College Sports' college hockey broadcasts. During this time, McConnell also called college basketball, football and lacrosse for the network and hosted their coverage of the NCAA lacrosse championships. He also played the role of fill-in broadcaster for the NBA on TNT in 2001. In addition to his involvement with CBSSN, he also calls games for Pac-12 Networks on a free-lance basis.

McConnell's accolades in the broadcasting industry include being named the 2013 Arizona Sports Broadcaster of the Year by the National Sportscasters and Sports-writers Association, a pair of regional sports Emmys involving his work on Thrashers telecasts in 2002 and 2003, his nomination for a regional sports Emmy in 2010 and his nomination for 1994 Broadcaster of the Year by the Southern California Sports Broadcasters Association while working with the Ducks.

McConnell is a graduate of Michigan State University where he earned a Bachelor's degree in Telecommunication with major emphasis in Economics.

Matt, his wife, Jennifer, and daughter, Zoe, make their year-round home in the Valley.



## Tyson Nash

### Television Color Analyst

Tyson Nash enters his ninth season with the Coyotes as the team's TV color analyst. A former Coyotes player, Nash will once again team up this season with play-by-play announcer Matt McConnell in the television booth.

In addition to his responsibilities with the Coyotes, Nash assisted the NHL Network during the season and in the playoffs. In the past, Nash worked with FOX Sports 1 as a panelist for its coverage of the 2015 Stanley Cup Playoffs. He has also served as the color analyst on Pac-12 Network for select Arizona State hockey games.

The 41-year-old Nash played eight years in the NHL with St. Louis and Phoenix, recording 27-37-64 and 673 penalty minutes (PIM) in 374 games. He also appeared in 23 career Stanley Cup playoff games. Nash was originally drafted by the Vancouver Canucks in the 10th round (247th overall) of the 1994 NHL Entry Draft. He made his NHL debut on April 3, 1999 with the St. Louis Blues. In 1999-00, Nash was a member of the Blues' Presidents' Trophy-winning club, which posted an NHL-best 51-20-11-1 record.

Nash played for the Coyotes during the 2003-04 and 2005-06 seasons and was the recipient of the team's Man of the Year Award in 2004 for his involvement in the Phoenix community. A native of Edmonton, Alberta, Nash enjoyed a standout junior hockey career with the Kamloops Blazers of the Western Hockey League (WHL) where he won three Memorial Cup Championships and was a teammate of former Coyotes Captain Shane Doan. Nash and Doan helped lead Kamloops to back-to-back Memorial Cup Championships in 1994 and 1995 while Nash was also a part of Kamloops' 1992 Memorial Cup-winning team.

Nash and his wife, Kathy, reside in Scottsdale with their daughters, Madison and Georgia, and their son Ty.



## Todd Walsh

### Television/Radio Host

Todd Walsh returns to the Coyotes broadcast team for his 21st season as radio host and 18th as television host.

Walsh joined the Coyotes radio broadcast team in 1996 when the Coyotes announced their partnership with KDKB and KDUS (now NBC Sports Radio 1060 AM). He co-hosted PM Drive and served as KDKB's sports director from 1993 to 2001.

In 2001, Walsh began as the full-time field reporter for FOX Sports Arizona, working Arizona Diamondbacks baseball games. He also serves as FOX's pre-game show host for both Coyotes and Diamondbacks games. Walsh is a 14-time Rocky Mountain Emmy Award winner for his work on both Arizona Coyotes and Arizona Diamondbacks broadcasts. He was also inducted into the Rocky Mountain Emmy "Silver Circle" last fall.

Walsh also worked five years (1988-93) at KTAR as a sports reporter, talk show anchor and co-host of the pre and post-game radio broadcasts for the Phoenix Suns (NBA) and Arizona Cardinals (NFL). From 1991-93, the versatile Walsh also served as the color

commentator for Cardinals games.

From 1988-91, he worked as the play-by-play announcer for the Phoenix Firebirds (Pacific Coast League). In 1987, the Rochester, New York native also called Tucson Toros games and Arizona Ice Cats hockey games.

Walsh graduated from the University of Arizona in 1986 with a Fine Arts degree in radio and television. Following graduation, Walsh served as the pre and post-game radio host for Wildcats football and basketball games and hosted a radio talk show.



## Bob Heethuis

### Radio Play-By-Play Announcer


Bob Heethuis returns for his 20th season as a member of the Coyotes' radio team and his 13th season as radio play-by-play announcer. For seven seasons, "Heeter" served as the studio host for all Coyotes radio broadcasts as well as the "Coyotes Wrap-Up Show" – a post-game call-in show heard on KDUS AM-1060 – now NBC Sports Radio AM 1060 - with interviews, highlights and analysis.

Prior to becoming the Coyotes' radio play-by-play announcer, Heethuis could be heard on the air on KDUS AM-1060 during the week updating listeners with news on the Coyotes and the rest of the sports world. He also hosted "Coyotes Weekly" – an hour-long Coyotes magazine show on KDUS AM-1060.

Currently in his 33rd year of professional hockey broadcasting, the 56-year-old native of Muskegon, Michigan previously worked as the radio play-by-play voice for the International Hockey League's Muskegon Lumberjacks and Phoenix Roadrunners from 1984 to 1997. Throughout his 13-year career in the IHL, Heethuis had the opportunity to call over 1,000 regular and postseason games while earning IHL Broadcaster of the Year honors in 1994-95.

Heethuis received a Bachelor of Arts Degree in Telecommunication from Michigan State University in 1983. While at MSU, he began his sports broadcasting career by calling Spartans' hockey, baseball and basketball games.

Bob and his wife, Malissa, reside in Tempe.



## Paul Bissonnette

### Radio Color Analyst

Paul Bissonnette enters his first season with the Coyotes as the team's radio color analyst. A former Coyotes player, Bissonnette will team up with veteran play-by-play announcer Bob Heethuis in the radio booth.

In addition, Bissonnette will produce digital media content for the Coyotes website and social media platforms by hosting player videos throughout the season and will help promote the Coyotes on social media. Bissonnette currently has over 1 million Twitter followers (@BizNasty2point0) and 167,000 followers on Instagram (Biznasty).

The 32-year-old Bissonnette played six seasons in the NHL with Phoenix and Pittsburgh. He registered 7-16-23 with 340 penalty minutes (PIM) in 202 career NHL games.

Bissonnette, a native of Welland, Ontario, also played 270 games in the American Hockey League (AHL) with Wilkes-Barre/Scranton, Portland, Manchester and Ontario. He recorded 647 PIM over seven seasons. In 2015, he helped Manchester win the AHL's Calder Cup championship.

Bissonnette was originally drafted by the Penguins (4th round, 121st overall) in the 2003 NHL Entry Draft.



## Luke Lapinski

### Radio Host

Luke Lapinski enters his tenth season with the Coyotes as the team's radio host on Arizona Sports 98.7 FM.

Luke anchors the pregame, intermission and postgame shows for all Coyotes radio broadcasts, conducts off the ice interviews with players and coaches and hosts the Coyotes Corner podcast.

In addition to his hockey duties, he has been a part of numerous sports shows throughout the Valley and currently hosts "The Rundown with Luke Lapinski" from Monday-Friday, while also serving as a weekday fill-in host at the station.

Lapinski graduated from Arizona State University with a degree in sports psychology and, while at ASU, served as a play-by-play announcer for the Sun Devil hockey, football and basketball programs on KASC 1330 AM. He also covered the NHL on ESPN.com for three years.







# PLAYERS

---



**ARIZONA  
COYOTES**®  
®




**HOW THE TEAM WAS BUILT**

Year	Draft (Round/Pick)	Free Agent (Date Signed)	Trade/Waivers (Date)
2009	Oliver Ekman-Larsson (1/6)		
2010	Louis Domingue (5/138)		
2012	Jordan Martinook (2/58)		
2013	Max Domi (1/13)		Tobias Rieder (3/29)
2014	Christian Dvorak (2/58)		
2015	Brendan Perlini (1/12) Dylan Strome (1/3)	Brad Richardson (7/1)	
2016	Clayton Keller (1/7) Jakob Chychrun (1/16)	Alex Goligoski (6/22) Luke Schenn (7/23)	Anthony Duclair (3/1) Kevin Connauton (1/13) Lawson Crouse (8/25)
2017		Adam Clendening (7/1)	Nick Cousins (6/16) Derek Stepan (6/23) Antti Raanta (6/23) Niklas Hjalmarsson (6/23) Jason Demers (9/17)

**OFF-SEASON ROSTER CHANGES**

IN	FROM	OUT	TO
Adam Clendening	N.Y. Rangers (NHL)	Alexander Burmistrov	Vancouver Canucks (NHL)
Nick Cousins	Philadelphia Flyers (NHL)	Laurent Dauphin	Chicago Blackhawks (NHL)
Niklas Hjalmarsson	Chicago Blackhawks (NHL)	Anthony DeAngelo	N.Y. Rangers (NHL)
Mario Kempe	Vityaz Podolsk (KHL)	Shane Doan	Retired
Antti Raanta	N.Y. Rangers (NHL)	Peter Holland	Montreal Canadiens (NHL)
Zac Rinaldo	Providence Bruins (AHL)	Josh Jooris	Carolina Hurricanes (NHL)
Derek Stepan	N.Y. Rangers (NHL)	Jamie McBain	Tampa Bay Lightning (NHL)
Jason Demers	Florida Panthers (NHL)	Zbynek Michalek	Free Agent
		Connor Murphy	Chicago Blackhawks (NHL)
		Teemu Pulkkinen	Vegas Golden Knights (NHL)
		Mike Smith	Calgary Flames (NHL)
		Radim Vrbata	Florida Panthers (NHL)
		Jamie McGinn	Florida Panthers (NHL)



# 28 Andrew Campbell

**Drafted:** Los Angeles' fifth choice (third round, 74th overall) in the 2008 Entry Draft  
**Acquired:** Signed as a free agent, July 1, 2017

**2016-17 HIGHLIGHTS**

Skated in 75 games with Toronto (AHL), recording 6-16-22 and 62 PIM...Led the team in plus-minus (+20)...Tied with the fifth-highest plus-minus rating among AHL defensemen...Ranked third among Marlies' defensemen in points, assists and goals...Tallied two assists vs. Albany, Feb. 12...Scored twice and added an assist at Binghamton, Feb. 24...Scored in back-to-back games Mar. 14-17...Appeared in 11 Calder Cup Playoff games with the Marlies...Notched one assist and eight PIM.

**2015-16 HIGHLIGHTS**

Served as captain of the Marlies...Totaled 9-15-24 and 72 PIM...Was plus-39...Scored three GWGs...Led the Marlies and ranked second in AHL in plus-minus...Skated in six games with Toronto (NHL)...Made his Maple Leafs debut at BUF, Mar. 31...Recorded his first point as a Maple Leaf with an assist at NJD, Apr. 9...Collected two assists in nine Calder Cup Playoff games.

**2014-15 HIGHLIGHTS**

Appeared in 33 games with Arizona (NHL)...Had one assist and 10 PIM...Established NHL career highs for games, points, PIM and shots...Skated in ARI debut vs. BOS, Dec. 6...Registered first career NHL point (assist) at PHI, Jan. 27...Recorded 3-9-12 and 30 PIM in 40 games with Portland (AHL)...Scored two PPGs and was plus-one.

**2013-14 HIGHLIGHTS**

Made NHL debut with LAK at VAN, Apr. 5...Skated in three games with the Kings...Collected 3-13-16 with 58 PIM in 69 contests as captain with Manchester...Was plus-16...Tallied 1-0-1 in four playoff contests with the Monarchs.

**2012-13 HIGHLIGHTS**

Posted 2-9-11 and 40 PIM in 47 games with Manchester...Had a plus-15 rating...Appeared in four Calder Cup Playoff games.

**2011-12 HIGHLIGHTS**

Skated in 76 games with the Monarchs...Notched 2-17-19, 54 PIM and was plus-14...One of two players to appear in every game for Manchester...Awarded the Mark Bavis Unsung Hero Award for the second consecutive season...Awarded the team's Community Service Award.

**2010-11 HIGHLIGHTS**

Totaled 1-11-12 and 68 PIM in 76 games with Manchester...Was plus-12...Skated in seven postseason games...Awarded the Mark Bavis Unsung Hero Award.

**2009-10 HIGHLIGHTS**

Appeared in 74 contests with Manchester...Posted 2-9-11 and 68 PIM...Had 1-4-5 with six PIM in 16 Calder Cup Playoff games.

**2008-09 HIGHLIGHTS**

Skated in 72 games with the Monarchs in his first AHL season...Collected 3-5-8 and 72 PIM.

**PERSONAL**

Nicknames are "Soup" and "Soupy"...Steve Yzerman and Doug Gilmore were his favorite players growing up...Eric Church and The Tragically Hip are his favorite music artists...Enjoys baseball and golf...Playing in his first NHL game is his most memorable hockey moment...He and his wife, Amber-Lee, have a daughter, Anastyn.

**Defense**

**6'5" | 193**

**Shoots: Left**

**Born: February 4, 1988**

**Caledonia, Ontario**

**Age: 29**

**Career vs. NHL**

TEAM	GP	G	A	PTS	PIM
ANA	2	0	0	0	0
ARI	0	0	0	0	0
BOS	2	0	0	0	0
BUF	2	0	0	0	2
CGY	2	0	0	0	0
CAR	1	0	0	0	0
CHI	2	0	0	0	0
COL	1	0	0	0	0
CBJ	2	0	0	0	0
DAL	0	0	0	0	0
DET	3	0	0	0	2
EDM	1	0	0	0	0
FLA	1	0	0	0	0
LAK	0	0	0	0	0
MIN	0	0	0	0	0
MTL	2	0	0	0	0
NSH	1	0	0	0	0
NJD	3	0	1	1	0
NYI	1	0	0	0	0
NYR	2	0	0	0	0
OTT	1	0	0	0	0
PHI	2	0	1	1	0
PIT	2	0	0	0	2
SJS	2	0	0	0	0
STL	1	0	0	0	0
TBL	1	0	0	0	0
TOR	1	0	0	0	2
VAN	4	0	0	0	4
VGK	0	0	0	0	0
WSH	0	0	0	0	0
WPG	0	0	0	0	0
<b>Totals:</b>	<b>42</b>	<b>0</b>	<b>2</b>	<b>2</b>	<b>12</b>

# PACK FACT

Skated in a career-high 33 games with Arizona during the 2014-15 campaign.

CAREER HIGHLIGHTS						FIRSTS	
<b>MOST GOALS/GAME:</b> None	<b>MOST SHOTS/GAME:</b> 4 – 2/23/15 at NJD+	<b>LONGEST POINT STREAK:</b> None		<b>FIRST COYOTES GAME:</b> 12/6/14 vs. BOS	<b>FIRST NHL GAME:</b> 4/5/14 at VAN*		
<b>MOST ASSISTS/GAME:</b> 1 – 2 times (last 4/9/16 at NJD)&	<b>LONGEST GOAL STREAK:</b> None	<b>CAREER HAT TRICKS:</b> None		<b>FIRST COYOTES GOAL:</b> -	<b>FIRST NHL GOAL:</b> -		
<b>MOST POINTS/GAME:</b> 1 – 2 times (last 4/9/16 at NJD)&	<b>LONGEST ASSIST STREAK:</b> None	<b>MULTIPLE POINT GAMES:</b> None		<b>FIRST COYOTES ASSIST:</b> 1/27/15 at PHI	<b>FIRST NHL ASSIST:</b> 1/27/15 at PHI+		
<b>MOST PIM/GAME:</b> 2 – 6 times (last 3/31/16 at BUF)&							

\*w/LAK, +w/ARI, &w/TOR

## CAREER STATISTICS

SEASON	TEAM	LEAGUE	GP	REGULAR SEASON								PLAYOFFS				
				G	A	PTS	PP	SH	GW	+/-	PIM	GP	G	A	PTS	PIM
2005-06	Sault Ste. Marie	OHL	31	1	3	4	0	0	1	1	23	3	0	0	0	4
2006-07	Sault Ste. Marie	OHL	63	4	14	18	1	0	0	9	75	13	0	1	1	6
2007-08	Sault Ste. Marie	OHL	68	13	22	35	7	0	2	20	64	14	2	3	5	13
2008-09	Manchester	AHL	72	3	5	8	0	1	0	-15	72	-	-	-	-	-
2009-10	Manchester	AHL	74	2	9	11	1	0	0	-16	68	16	1	4	5	6
2010-11	Manchester	AHL	76	1	11	12	0	0	0	12	68	7	0	0	0	0
2011-12	Manchester	AHL	76	2	17	19	0	0	1	14	54	4	0	0	0	9
2012-13	Manchester	AHL	47	2	9	11	0	0	0	15	40	4	0	0	0	2
2013-14	Manchester	AHL	69	3	13	16	0	0	0	16	58	4	1	0	1	0
	Los Angeles	NHL	3	0	0	0	0	0	0	0	0	-	-	-	-	-
2014-15	Portland	AHL	40	3	9	12	2	1	0	1	30	-	-	-	-	-
	Arizona	NHL	33	0	1	1	0	0	0	-13	10	-	-	-	-	-
2015-16	Toronto	AHL	66	9	15	24	0	0	3	39	72	9	0	2	2	4
	Toronto	NHL	6	0	1	1	0	0	0	0	2	-	-	-	-	-
2016-17	Toronto	AHL	75	6	16	22	0	0	1	20	62	11	0	1	1	8
<b>FRANCHISE TOTALS</b>			<b>33</b>	<b>0</b>	<b>1</b>	<b>1</b>	<b>0</b>	<b>0</b>	<b>0</b>	<b>-13</b>	<b>10</b>	-	-	-	-	-
<b>NHL TOTALS</b>			<b>42</b>	<b>0</b>	<b>2</b>	<b>2</b>	<b>0</b>	<b>0</b>	<b>0</b>	<b>-13</b>	<b>12</b>	-	-	-	-	-





# 6 Jakob Chychrun

**Drafted:** Arizona's 2nd choice (1st round, 16th overall) in the 2016 Entry Draft

**Defense**

**6'3" | 200**

**Shoots: Left**

**Born: March 31, 1998**

**Boca Raton, Florida**

**Age: 19**

**2016-17 HIGHLIGHTS**

Registered 7-13-20 and 47 PIM in 68 games as a rookie... Made the Coyotes out of training camp and became the youngest player to make his NHL debut in Coyotes history (18 years, 198 days) and 3rd youngest in franchise history to do so...Finished third among ARI defensemen in scoring... Led Coyotes' blueliners with six even-strength goals... Was second among team rookies in TOI/G (16:40)... His 7 goals were tied for the second-most among first year NHL defensemen and his 7-13-20 ranked as the 3rd-highest point total by a rookie blueliner in Coyotes history...Skated in his NHL debut and earned his first point (assist) vs. PHI, Oct. 15...Scored his first NHL goal at MTL, Oct. 20...Notched an assist at NYI, Oct. 21 to become the first rookie defenseman in franchise history to record a point in his first three career NHL games (1-2-3)...Skated in season-high 23:39 vs. SJS, Nov. 1...Scored a goal in back-to-back games at WPG, Jan. 18 and at MIN, Jan. 19...Had two assists in his first career multi-point game vs. FLA, Jan. 23...Scored goals in consecutive games vs. ANA, Feb. 20 and at CHI, Feb .23... Was one of just six NHL rookie defensemen to record a three-point game this season when he recorded a career-high 1-2-3 vs. NJD, Mar. 11...Scored vs. DET, Mar. 16.

**2015-16 HIGHLIGHTS**

Signed an entry-level contract with Arizona on July 30... Registered 11-38-49 with 51 PIM in 62 games with Sarnia (OHL)...Led Sarnia defensemen and ranked fourth among League defensemen in points...Recorded a point in 13 of 16 games (4-11-15) from Jan. 15- Feb. 17...Collected four assists vs. Barrie on Feb. 26...Participated in the CHL Top Prospects Game...Named to the OHL Second All-Star Team...Totaled 2-6-8 in seven OHL playoff games...Had 2-2-4 on Apr. 3 at Sault Ste. Marie.

**2014-15 HIGHLIGHTS**

Collected 16-17-33 with 37 PIM in 42 games with Sarnia... Finished second among OHL rookie defensemen in points... Recorded his first OHL point at Saginaw on Sept. 27... Scored his first OHL goal and had his first multi-goal game at Mississauga on Oct. 5...Had a season-best six-game point streak (4-3-7), Jan.8- 17...Registered nine multi-point games...Was named to the OHL First All-Rookie Team... Named to the OHL Third All-Star Team.

**INTERNATIONAL CAREER**

**2016:** Skated in seven games with Canada's Under-18 team at the 2016 IIHF U18 World Championship in Grand Forks, N.D...Totaled one goal and three assists.

**PERSONAL**

Nickname is "Chych"...Enjoys golf and fishing...Sidney Crosby was his favorite player growing up...Also played baseball growing up.

**Career vs. NHL**

TEAM	GP	G	A	PTS	PIM
ANA	4	1	0	1	0
ARI	0	0	0	0	0
BOS	2	0	0	0	4
BUF	2	0	1	1	0
CGY	3	0	0	0	4
CAR	2	0	0	0	0
CHI	3	1	0	1	0
COL	3	0	0	0	0
CBJ	1	0	0	0	0
DAL	3	0	0	0	2
DET	2	1	1	2	0
EDM	2	0	0	0	2
FLA	2	0	2	2	0
LAK	3	0	1	1	0
MIN	3	1	0	1	0
MTL	2	1	0	1	0
NSH	3	0	1	1	6
NJD	2	1	2	3	0
NYI	2	0	1	1	0
NYR	2	0	1	1	2
OTT	1	0	0	0	2
PHI	2	0	1	1	17
PIT	1	0	0	0	2
SJS	4	0	0	0	0
STL	3	0	0	0	0
TBL	2	0	0	0	2
TOR	1	0	0	0	0
VAN	3	0	2	2	0
VGK	0	0	0	0	0
WSH	2	0	0	0	0
WPG	3	1	0	1	4
<b>Totals:</b>	<b>68</b>	<b>7</b>	<b>13</b>	<b>20</b>	<b>47</b>

# PACK FACT

Became the first defenseman in franchise history to record a point in his first three career NHL games.

## 2016-17 REAL TIME STATS

Hits: 109

Blocks: 99

Shots: 86

### CAREER HIGHLIGHTS

<b>MOST GOALS/GAME:</b> 1 – 7 times (last 3/16/17 vs. DET)	<b>MOST SHOTS/GAME:</b> 6 – 2 times (last 3/18/17 vs. STL)	<b>LONGEST POINT STREAK:</b> 3 games (10/15/16 – 10/21/16)
<b>MOST ASSISTS/GAME:</b> 2 – 2 times (last 3/11/17 vs. NJD)	<b>LONGEST GOAL STREAK:</b> 2 – 2 times (last 2/20/17 – 2/23/17)	<b>CAREER HAT TRICKS:</b> None
<b>MOST POINTS/GAME:</b> 3 – 3/11/17 vs. NJD	<b>LONGEST ASSIST STREAK:</b> None	<b>MULTIPLE POINT GAMES:</b> 2 (last 3/11/17 vs. NJD)
<b>MOST PIM/GAME:</b> 17 – 10/27/16 at PHI		


### FIRSTS

<b>FIRST COYOTES GAME:</b> 10/15/16 vs. PHI	<b>FIRST NHL GAME:</b> 10/15/16 vs. PHI
<b>FIRST COYOTES GOAL:</b> 10/20/16 at MTL	<b>FIRST NHL GOAL:</b> 10/20/16 at MTL
<b>FIRST COYOTES ASSIST:</b> 10/15/16 vs. PHI	<b>FIRST NHL ASSIST:</b> 10/15/16 vs. PHI

## CAREER STATISTICS

SEASON	TEAM	LEAGUE	GP	REGULAR SEASON								PLAYOFFS				
				G	A	PTS	PP	SH	GW	+/-	PIM	GP	G	A	PTS	PIM
2014-15	Sarnia	OHL	42	16	17	33	8	1	2	-11	37	-	-	-	-	-
2015-16	Sarnia	OHL	62	11	38	49	8	0	2	23	51	7	2	6	8	8
2016-17	Arizona	NHL	68	7	13	20	1	0	0	-14	47	-	-	-	-	-
<b>FRANCHISE AND NHL TOTALS</b>			<b>68</b>	<b>7</b>	<b>13</b>	<b>20</b>	<b>1</b>	<b>0</b>	<b>0</b>	<b>-14</b>	<b>47</b>	<b>-</b>	<b>-</b>	<b>-</b>	<b>-</b>	<b>-</b>





# 5 Adam Clendening

**Drafted:** Chicago's 3rd pick (2nd round, 36th overall) in the 2011 Entry Draft  
**Acquired:** Signed as a free agent, July 1, 2017

**2016-17 HIGHLIGHTS**

Skated in 31 games with the N.Y. Rangers...Collected 2-9-11, a plus-three rating and 17 PIM...Set career highs for games, goals, assists and points...Skated in season-high 20:45 vs. DET, Oct. 19...Recorded career-long three-game assist/point streak (0-3-3), Oct. 22- Dec. 1...Scored and added an assist at CBJ, Jan. 7...Scored a goal at NJD, Feb. 25.

**2015-16 HIGHLIGHTS**

Registered 1-5-6 and 10 PIM in 20 games with Edmonton...Posted a plus-three rating...Claimed off waivers by the Oilers from Pittsburgh, Jan. 27...Skated in nine games with the Penguins...Had one assist, 10 PIM and was plus-three...Posted 1-1-2 at SJS, Mar. 24...Collected three assists and was plus-four in six games with Wilkes-Barre/Scranton (AHL).

**2014-15 HIGHLIGHTS**

Started the season with Chicago...Totaled 1-1-2 and two PIM in four games with the Blackhawks...Made NHL debut and scored first career goal at CGY, Nov. 20...Earned first NHL assist at EDM, Nov. 22... Collected 1-12-13 in 38 games with Rockford... Traded to Vancouver in exchange for Gustav Forsling on Jan. 29, 2015...Appeared in 17 games with the Canucks...Had two assists and eight PIM...Added 1-4-5 and was plus-five in 11 regular season games with Utica (AHL)... Skated in 23 Calder Cup Playoff games with the Comets... Registered 3-5-8, 26 PIM and was plus-seven.

**2013-14 HIGHLIGHTS**

Recorded 12-47-59 with 64 PIM in 74 games with Rockford...Posted a plus-five rating...Scored three PPGs and two GWGs...Set AHL career highs in games, goals, assists, points and GWGs...Established an IceHogs franchise record for assists by a defenseman...Named the 2013-14 IceHogs Co-Best Defenseman with Klas Dahlbeck...Led the team in points and assists...Selected as an AHL First Team All-Star.

**2012-13 HIGHLIGHTS**

Skated in 73 contests with Rockford...Totaled 9-37-46 with 67 PIM...Finished plus-17 and scored six PPGs...Finished third in the AHL in defenseman scoring...Led AHL blueliners in assists...Named a 2nd Team AHL All-Star and Rockford's Rookie of the Year.

**PERSONAL**

Nickname is "Clendo"...Niklas Lidstrom was his favorite player growing up...Brett Eldridge is his favorite music artist... "Wedding Crashers" is his favorite movie...Enjoys playing golf... Winning a gold medal at the U-18 2010 World Championships is his favorite hockey moment.

**Defense**

**6'0" | 192**

**Shoots: Right**

**Born: October 26, 1992**

**Niagara Falls, New York**

**Age: 24**

**Career vs. NHL**

TEAM	GP	G	A	PTS	PIM
ANA	2	0	0	0	0
ARI	3	0	0	0	0
BOS	3	0	0	0	2
BUF	3	0	1	1	2
CGY	2	1	0	1	0
CAR	1	0	0	0	2
CHI	2	0	0	0	0
COL	4	0	0	0	0
CBJ	4	1	2	3	6
DAL	1	0	1	1	0
DET	2	0	0	0	2
EDM	2	0	1	1	2
FLA	0	0	0	0	0
LAK	3	0	1	1	0
MIN	7	0	3	3	2
MTL	2	0	0	0	0
NSH	2	0	0	0	0
NJD	4	1	0	1	2
NYI	4	0	0	0	2
NYR	1	0	1	1	0
OTT	2	0	0	0	4
PHI	3	0	0	0	4
PIT	1	0	0	0	2
SJS	7	1	1	2	0
STL	4	0	0	0	2
TBL	0	0	0	0	0
TOR	3	0	2	2	4
VAN	2	0	0	0	4
VGK	0	0	0	0	0
WSH	4	0	2	2	5
WPG	3	0	3	3	0
<b>Totals:</b>	<b>81</b>	<b>4</b>	<b>18</b>	<b>22</b>	<b>47</b>



# PACK FACT

Set career highs in games, goals, points and assists last season with the New York Rangers.

## 2016-17 REAL TIME STATS

Hits: 22

Blocks: 27

Shots: 38

### CAREER HIGHLIGHTS

### FIRSTS


<b>MOST GOALS/GAME:</b> 1 – 4 times (last 2/25/17 at NJD)+	<b>MOST SHOTS/GAME:</b> 5 – 2/25/17 at NJD+	<b>LONGEST POINT STREAK:</b> 3 games (10/22/16 – 12/1/16)+	<b>FIRST COYOTES GAME:</b> -	<b>FIRST NHL GAME:</b> 11/20/14 at CGY*
<b>MOST ASSISTS/GAME:</b> 1 – 18 times (last 3/18/17 at MIN)+	<b>LONGEST GOAL STREAK:</b> None	<b>CAREER HAT TRICKS:</b> NONE	<b>FIRST COYOTES GOAL:</b> -	<b>FIRST NHL GOAL:</b> 11/20/14 at CGY*
<b>MOST POINTS/GAME:</b> 2 – 2 times (last 1/7/17 at CBJ)+	<b>LONGEST ASSIST STREAK:</b> 3 games (10/22/16 – 12/1/16)+	<b>MULTIPLE POINT GAMES:</b> 2 (last 1/7/17 at CBJ)+	<b>FIRST COYOTES ASSIST:</b> -	<b>FIRST NHL ASSIST:</b> 11/22/14 at EDM*
<b>MOST PIM/GAME:</b> 5 – 2/28/17 vs. WSH+				

\*w/CHI, +w/NYR

## CAREER STATISTICS

SEASON	TEAM	LEAGUE	GP	REGULAR SEASON								PLAYOFFS				
				G	A	PTS	PP	SH	GW	+/-	PIM	GP	G	A	PTS	PIM
2010-11	Boston University	NCAA	39	5	21	26	1	0	1	-	80	-	-	-	-	-
2011-12	Boston University	NCAA	38	4	29	33	-	-	-	-	64	-	-	-	-	-
2012-13	Rockford	AHL	73	9	37	46	6	0	0	17	67	-	-	-	-	-
2013-14	Rockford	AHL	74	12	47	59	3	1	2	5	64	-	-	-	-	-
2014-15	Rockford	AHL	38	1	12	13	0	0	0	-4	20	-	-	-	-	-
	Utica	AHL	11	1	4	5	0	0	0	5	28	23	3	5	8	26
	Chicago	NHL	4	1	1	2	1	0	0	1	2	-	-	-	-	-
2015-16	Vancouver	NHL	17	0	2	2	0	0	0	1	8	-	-	-	-	-
	Pittsburgh	NHL	9	0	1	1	0	0	0	3	10	-	-	-	-	-
	Wilkes-Barre	AHL	6	0	3	3	0	0	0	4	0	-	-	-	-	-
2016-17	Edmonton	NHL	20	1	5	6	0	0	0	3	10	-	-	-	-	-
	N.Y. Rangers	NHL	31	2	9	11	1	0	0	3	17	-	-	-	-	-
<b>NHL TOTALS</b>			<b>81</b>	<b>4</b>	<b>18</b>	<b>22</b>	<b>2</b>	<b>0</b>	<b>0</b>	<b>11</b>	<b>47</b>	-	-	-	-	-





# 44 Kevin Connauton

**Drafted:** Vancouver's 3rd choice (3rd round, 83rd overall) in the 2009 Entry Draft  
**Acquired:** Claimed off waivers from Columbus, January 13, 2016

**2016-17 HIGHLIGHTS**

Skated in 24 games with Arizona...Recorded an assist vs. SJS, Nov. 1...Had season-high three shots vs. CBJ, Dec. 3...Skated in season-high 22:46 at DAL, Apr. 4...Appeared in two games with Tucson (AHL)...Totaled 1-2-3 and two PIM with the Roadrunners...Registered 1-1-2 vs. San Antonio, Dec. 30...Had an assist vs. San Antonio, Dec. 31.

**2015-16 HIGHLIGHTS**

Totaled 5-12-17, a plus-seven rating and 60 PIM in 65 games...Collected 1-7-8, a plus-10 rating and 21 PIM in 27 games with CBJ...Registered a career-long four-game point streak (1-3-4) from Dec. 17 – 29...Claimed off waivers from CBJ on Jan. 13...Appeared in 38 games with the Coyotes, recording 4-5-9 and 39 PIM...Made his ARI debut vs. NJD, Jan. 16...Registered his first point (assist) with ARI vs. CGY, Feb. 12...Scored his first goal as a Coyote vs. MTL, Feb. 15...Tied a career high with 1-2-3 vs. STL, Feb. 20...Scored a goal at WSH, Feb. 22...Ranked fifth among ARI defensemen in TOI/G (17:33).

**2014-15 HIGHLIGHTS**

Started the season with DAL, recording two assists and six PIM in eight games with the Stars...Posted a plus-four rating...Claimed off waivers by CBJ from DAL on Nov. 18...Appeared in 54 games with the Blue Jackets...Collected 9-10-19 and 29 PIM...Set new NHL career highs for goals, assists (12 – tied) and points (21) in a season...Skated in CBJ debut vs. BOS, Nov. 21...Scored his first goal with CBJ vs. PHI, Dec. 9...Posted multi-point games in back-to-back games vs. BOS, Dec. 27 (1-2-3) and vs. MIN, Dec. 31 (1-1-2)...Scored four GWGs with CBJ, which were the most GWGs by a defenseman in a single season in team history.

**2013-14 HIGHLIGHTS**

Registered 1-7-8 and 16 PIM in 36 games with the Stars...Led DAL rookie defensemen in games played, goals, assists and points...Made his NHL debut vs. CGY, Oct. 24...Recorded his first career NHL point (assist) at TOR, Dec. 5...Scored his first career NHL goal at COL, Dec. 16...Tallied two assists in first multi-point game vs. MTL, Jan. 2...Appeared in six games with Texas (AHL)...Had an assist and 23 PIM...Made his Stanley Cup playoff debut, skating in four games vs. ANA in the WCQF.

**2012-13 HIGHLIGHTS**

Skated in 60 games with Chicago (AHL), collecting 7-18-25 and 67 PIM...Acquired by DAL on April 2, 2013 along with a second-round draft pick from VAN in exchange for Derek Roy...Registered 2-4-6, a plus-two rating and six PIM in nine games with Texas (AHL)...Made his team debut vs. Oklahoma City, Apr. 5, 2013...Scored his first goal (GWG) with Texas at Charlotte, Apr. 12...Totaled a team-leading 2-3-5 with six PIM in nine Calder Cup Playoff games with Texas.

**2011-12 HIGHLIGHTS**

Collected 13-20-33 and 58 PIM in 73 games with Chicago (AHL)...Finished tied for fourth among AHL defensemen in goals...Selected to the 2012 AHL All-Star Classic in Atlantic City...Won the hardest shot competition at the 2012 AHL All-Star Game (99.4 MPH)...Tallied an assist in five postseason games with the Wolves.

**2010-11 HIGHLIGHTS**

Registered 11-12-23 and 51 PIM with Manitoba (AHL) in his first professional season...Made his pro and AHL debut with the Moose at Peoria, Oct. 10 and scored a goal for his first career pro and AHL point...Scored a goal and skated in six Calder Cup Playoff games with Manitoba.

**2009-10 HIGHLIGHTS**

Recorded 24-48-72 and 105 PIM in 69 games in his lone season with Vancouver (WHL)...Tied for first in the WHL in defensemen points...Ranked second in defensemen goals and third in assists...Led WHL rookies in scoring...Earned WHL Western Conference First All-Star Team and Canadian Major Junior All-Rookie Team honors...Set Vancouver's franchise record for goals and points by a defenseman...Added 3-10-13 in 16 playoff games with the Giants.

**PERSONAL**

Nickname is "Nauts"...Favorite band is Rise Against...Enjoys playing golf...Playing in his first NHL game was his most memorable hockey moment...Favorite player growing up was Duncan Keith...Celebrity he'd like to meet is Leonardo DiCaprio...Would like to star on The Bachelor...Kevin Bacon is the actor he'd like to play him in a movie.

**Defense**

**6'2" | 203**

**Shoots: Left**

**Born: February 23, 1990**

**Edmonton, Alberta**

**Age: 27**

**Career vs. NHL**

TEAM	GP	G	A	PTS	PIM
ANA	8	0	0	0	4
ARI	6	0	1	1	4
BOS	4	1	3	4	2
BUF	6	1	0	1	0
CGY	8	0	2	2	8
CAR	3	0	1	1	0
CHI	8	2	0	2	0
COL	5	1	1	2	0
CBJ	2	0	0	0	0
DAL	7	2	0	2	0
DET	3	0	0	0	7
EDM	6	0	1	1	16
FLA	7	0	1	1	0
LAK	8	0	1	1	10
MIN	6	1	2	3	4
MTL	5	2	2	4	4
NSH	7	0	0	0	8
NJD	4	0	0	0	2
NYI	8	0	1	1	2
NYR	5	0	0	0	0
OTT	4	0	0	0	5
PHI	9	1	2	3	9
PIT	9	0	1	1	10
SJS	10	0	4	4	8
STL	9	1	2	3	10
TBL	5	0	1	1	0
TOR	3	0	1	1	2
VAN	10	1	2	3	16
VGK	0	0	0	0	0
WSH	6	2	3	5	2
WPG	6	0	0	0	2
<b>Totals:</b>	<b>187</b>	<b>15</b>	<b>32</b>	<b>47</b>	<b>135</b>

# PACK FACT

Had a career-high 14 penalty minutes on April 6th vs. Vancouver.

## 2016-17 REAL TIME STATS

Hits: 48

Blocks: 22

Shots: 21

### CAREER HIGHLIGHTS

<b>MOST GOALS/GAME:</b> 1 – 15 times (last 3/9/16 at VAN)+	<b>MOST SHOTS/GAME:</b> 6 – 4 times (last 2/29/16 at PIT)+	<b>LONGEST POINT STREAK:</b> 4 games – 12/17/15 – 12/29/15#
<b>MOST ASSISTS/GAME:</b> 2 – 3 times (last 2/20/16 vs. STL)+	<b>LONGEST GOAL STREAK:</b> 2 games – 3 times (last 2/20/16 – 2/22/16)+	<b>CAREER HAT TRICKS:</b> None
<b>MOST POINTS/GAME:</b> 3 – 2 times (last 2/20/16 vs. STL)+	<b>LONGEST ASSIST STREAK:</b> 3 games – 12/17/15 – 12/27/15#	<b>MULTIPLE POINT GAMES:</b> 4 – last 2/20/16 vs. STL+
<b>MOST PIM/GAME:</b> 14 – 4/6/17 vs. VAN+		

### FIRSTS


<b>FIRST COYOTES GAME:</b> 1/16/16 vs. NJD	<b>FIRST NHL GAME:</b> 10/24/13 vs. CGY*
<b>FIRST COYOTES GOAL:</b> 2/15/16 vs. MTL	<b>FIRST NHL GOAL:</b> 12/16/13 at COL*
<b>FIRST COYOTES ASSIST:</b> 2/12/16 vs. CGY	<b>FIRST NHL ASSIST:</b> 12/5/13 at TOR*

\*w/DAL, #w/CBJ, +w/ARI

## CAREER STATISTICS

SEASON	TEAM	LEAGUE	GP	REGULAR SEASON								PLAYOFFS				
				G	A	PTS	PP	SH	GW	+/-	PIM	GP	G	A	PTS	PIM
2008-09	Western Michigan	NCAA	40	7	11	18	3	0	2	+1	44	-	-	-	-	-
2009-10	Vancouver	WHL	69	24	48	72	16	0	3	4	105	16	3	10	13	21
2010-11	Manitoba	AHL	73	11	12	23	3	0	1	-11	51	6	1	0	1	0
2011-12	Chicago	AHL	73	13	20	33	7	1	2	-3	58	5	0	1	1	8
2012-13	Chicago	AHL	60	7	18	25	2	0	1	-12	67	-	-	-	-	-
	Texas	AHL	9	2	4	6	0	0	1	2	6	9	2	3	5	6
2013-14	Texas	AHL	6	0	1	1	0	0	0	-4	23	-	-	-	-	-
	Dallas	NHL	36	1	7	8	0	0	0	-6	16	4	0	0	0	16
2014-15	Dallas	NHL	8	0	2	2	0	0	0	4	6	-	-	-	-	-
	Columbus	NHL	54	9	10	19	0	0	4	1	29	-	-	-	-	-
2015-16	Columbus	NHL	27	1	7	8	0	0	0	10	21	-	-	-	-	-
	Arizona	NHL	38	4	5	9	0	0	0	-3	39	-	-	-	-	-
2016-17	Tucson	AHL	2	1	2	3	0	0	0	0	2	-	-	-	-	-
	Arizona	NHL	24	0	1	1	0	0	0	-1	24	-	-	-	-	-
<b>FRANCHISE TOTALS</b>			<b>62</b>	<b>4</b>	<b>6</b>	<b>10</b>	<b>0</b>	<b>0</b>	<b>0</b>	<b>-4</b>	<b>63</b>	-	-	-	-	-
<b>NHL TOTALS</b>			<b>187</b>	<b>15</b>	<b>32</b>	<b>47</b>	<b>0</b>	<b>0</b>	<b>4</b>	<b>5</b>	<b>135</b>	<b>4</b>	<b>0</b>	<b>0</b>	<b>0</b>	<b>16</b>





# 25 Nick Cousins

**Drafted:** Philadelphia's 2nd choice (3rd round, 68th overall) in the 2011 Entry Draft  
**Acquired:** From Philadelphia with Merrick Madsen in exchange for Brendan Warren and a fifth-round draft choice in 2018 on June 16, 2017.

**Center**

**5'10" | 180**

**Shoots: Left**

**Born: July 20, 1993**

**Belleville, Ontario**

**Age: 24**

**2016-17 HIGHLIGHTS**

Skated in a career-high 60 games with the Flyers...Totaled 6-10-16 and 31 PIM...Matched his career high for goals in a season...Established new career bests for assists, points, PIM, PPGs and shots...Tied a career high for assists/points in a game with two at LAK, Oct. 14...Scored a goal vs. ARI, Oct. 27...Had a goal vs. OTT, Nov. 15...Scored a goal at FLA, Nov. 22...Earned an assist in back-to-back games Mar. 4-7.

**2015-16 HIGHLIGHTS**

Collected 6-5-11 with four PIM in 36 games with Philadelphia...Was plus-five...Ranked third among PHI forwards in plus-minus...Scored his first NHL goal and multi-point game (1-1-2) vs. BUF, Feb. 11...Scored goals in back-to-back games Feb. 16-19...Registered two assists and skated in a career-high 15:49 at NYI, Apr. 10...Totaled 12-26-38 in 38 games with Lehigh Valley (AHL)...Was plus-13...Scored two PPGs and four GWGs...Began the AHL season on a four-game point streak (1-5-6)...Notched a four-game point streak (4-5-9), Oct. 28 - Nov. 13...Had 1-2-3 vs. Hershey, Dec. 18...Posted 2-1-3 vs. Binghamton, Jan. 27. **2016 PLAYOFFS:** Skated in all six postseason contests against WSH.

**2014-15 HIGHLIGHTS**

Skated in his NHL debut at VAN, Mar. 17...Appeared in 11 games with the Flyers...Led the Phantoms in assists (34), points (56) and PPGs (9)...Named the CCM/AHL Player of the Week for Mar. 9-15 when he totaled 4-2-6 in three games...Registered second hat trick of the season (3-1-4) at Toronto (AHL), Mar. 11...Scored on first penalty shot in Lehigh Valley history against the Marlies, Mar. 11...Selected as CCM/AHL Player of the Month for January after recording 7-10-17 in 13 games.

**2013-14 HIGHLIGHTS**

Registered 11-18-29 and 47 PIM in 74 games with the Phantoms...Scored his first professional goal at Wilkes-Barre, Oct. 18.

**2012-13 HIGHLIGHTS**

Appeared in seven games with Adirondack...Notched first professional assist at Albany, Apr. 21...Finished junior career with Sault Ste. Marie (OHL) with 102-189-291 in 264 games...Recorded 27-76-103 in 64 contests with the Greyhounds...Finished second among all OHL skaters in assists and third in points...Posted three goals and three assists in six postseason games.

**2011-12 HIGHLIGHTS**

Signed a three-year entry-level contract with Philadelphia on Mar. 26, 2012...Posted 35-53-88 in 65 games with Sault Ste. Marie...Scored 10 PPGs and five GWGs...Led the Greyhounds in scoring...Made AHL/professional debut with Phantoms at Connecticut, Mar. 31.

**2010-11 HIGHLIGHTS**

Skated in 68 games with the Greyhounds...Posted 29-39-68 and 56 PIM...Scored 12 PPGs and four GWGs.

**2009-10 HIGHLIGHTS**

Collected 11-21-32 and 34 PIM in 67 games as an OHL rookie with Sault Ste. Marie...Tallied one assist in five playoff games.

**INTERNATIONAL**

**2011:** Represented Canada at the U-18 World Junior Championship...Totaled 4-4-8 in seven games.

**PERSONAL**

Nickname is "Cousy"...Mats Sundin was his favorite player growing up...The Tragically Hip is his favorite band..."Happy Gilmore" is his favorite movie...Scoring his first NHL goal is his most memorable hockey moment...Enjoys golf and soccer.

**Career vs. NHL**

TEAM	GP	G	A	PTS	PIM
ANA	2	0	0	0	0
ARI	4	1	1	2	2
BOS	3	0	0	0	4
BUF	3	1	2	3	0
CGY	4	1	1	2	2
CAR	7	0	0	0	4
CHI	3	0	1	1	0
COL	3	0	0	0	0
CBJ	2	1	0	1	0
DAL	2	0	1	1	0
DET	4	0	0	0	0
EDM	4	0	0	0	0
FLA	4	2	0	2	4
LAK	2	0	2	2	0
MIN	2	0	0	0	0
MTL	3	1	1	2	0
NSH	3	0	0	0	0
NJD	5	2	0	2	13
NYI	6	1	3	4	0
NYR	5	0	0	0	0
OTT	5	1	0	1	2
PHI	0	0	0	0	0
PIT	7	0	0	0	0
SJS	3	0	0	0	0
STL	2	1	0	1	0
TBL	4	0	0	0	2
TOR	4	0	0	0	0
VAN	3	0	1	1	0
VGK	0	0	0	0	0
WSH	6	0	2	2	4
WPG	2	0	0	0	0
<b>Totals:</b>	<b>107</b>	<b>12</b>	<b>15</b>	<b>27</b>	<b>37</b>

# PACK FACT

Registered 12-15-27 in 107 career NHL games with Philadelphia.

## 2016-17 REAL TIME STATS

Hits: 61

Blocks: 24

FOW: 89

### CAREER HIGHLIGHTS

### FIRSTS

<b>MOST GOALS/GAME:</b> 1 – 12 times (last 2/15/17 at CGY)*	<b>MOST SHOTS/GAME:</b> 5 – 2/15/17 at CGY*	<b>LONGEST POINT STREAK:</b> 2 – 2 times (last 3/4/17 – 3/7/17)*	<b>FIRST COYOTES GAME:</b> -	<b>FIRST NHL GAME:</b> 3/17/15 at VAN*
<b>MOST ASSISTS/GAME:</b> 2 – 2 times (last 10/14/16 at LAK)*	<b>LONGEST GOAL STREAK:</b> 2 games (2/16/16 – 2/19/16)*	<b>CAREER HAT TRICKS:</b> None	<b>FIRST COYOTES GOAL:</b> -	<b>FIRST NHL GOAL:</b> 2/11/16 vs. BUF
<b>MOST POINTS/GAME:</b> 2 – 3 times (last 10/14/16 at LAK)*	<b>LONGEST ASSIST STREAK:</b> 2 games (3/4/17 – 3/7/17)*	<b>MULTIPLE POINT GAMES:</b> 3 (last 10/14/16 at LAK)*	<b>FIRST COYOTES ASSIST:</b> -	<b>FIRST NHL ASSIST:</b> 2/7/16 at WSH*
<b>MOST PIM/GAME:</b> 9 – 12/22/16 at NJD*				

\*w/PHI

## CAREER STATISTICS

SEASON	TEAM	LEAGUE	GP	REGULAR SEASON								PLAYOFFS				
				G	A	PTS	PP	SH	GW	+/-	PIM	GP	G	A	PTS	PIM
2009-10	Sault Ste. Marie	OHL	67	11	21	32	3	0	3	-7	34	5	0	1	1	2
2010-11	Sault Ste. Marie	OHL	68	29	39	68	12	0	4	-14	56	-	-	-	-	-
2011-12	Sault Ste. Marie	OHL	65	35	53	88	10	1	5	1	88	-	-	-	-	-
	Adirondack	AHL	1	0	0	0	0	0	0	0	0	-	-	-	-	-
2012-13	Sault Ste. Marie	OHL	64	27	76	103	6	3	4	19	83	6	3	3	6	12
	Adirondack	AHL	7	0	1	1	0	0	0	-1	2	-	-	-	-	-
2013-14	Adirondack	AHL	74	11	18	29	3	0	0	-9	47	-	-	-	-	-
2014-15	Lehigh Valley	AHL	64	22	34	56	9	0	3	2	73	-	-	-	-	-
	Philadelphia	NHL	11	0	0	0	0	0	0	1	2	-	-	-	-	-
2015-16	Lehigh Valley	AHL	38	12	26	38	2	0	4	13	45	-	-	-	-	-
	Philadelphia	NHL	36	6	5	11	0	0	1	5	4	6	0	0	0	2
2016-17	Philadelphia	NHL	60	6	10	16	1	0	0	-6	31	-	-	-	-	-
<b>NHL TOTALS</b>			<b>107</b>	<b>12</b>	<b>15</b>	<b>27</b>	<b>1</b>	<b>0</b>	<b>1</b>	<b>0</b>	<b>37</b>	<b>6</b>	<b>0</b>	<b>0</b>	<b>0</b>	<b>2</b>





# 67 Lawson Crouse

**Drafted:** Florida's 1st choice (1st round, 11th overall) in the 2015 Entry Draft  
**Acquired:** From Florida Panthers with Dave Bolland in exchange for Arizona's conditional 2017 third round draft choice and Arizona's conditional 2018 draft choice

Left Wing

6'4" | 216

Shoots: Left

Born: June 23, 1997

Mount Brydges, Ontario

Age: 20

**2016-17 HIGHLIGHTS**

Recorded 5-7-12 in 72 games with Arizona...Scored two GWGs...Led ARI forwards and finished third on the team with 160 hits...Skated in NHL debut vs. PHI, Oct. 15...Scored first career goal vs. SJS, Nov. 1...Tallied first NHL assist vs. NSH, Dec. 10...Scored a goal at DET, Dec. 13...Skated in season-high 16:50 vs. TOR, Dec. 23...Scored a goal vs. VAN, Jan. 26...Collected 0-2-2 in first NHL multi-point game vs. LAK, Jan. 31...Posted two-game point streak (1-2-3), Jan. 26-31...Scored a goal vs. OTT, Mar. 9.

**2015-16 HIGHLIGHTS**

Registered 23-39-62 with 56 PIM in 49 games with Kingston (OHL)...Finished second on the team in points and assists, which were both career-highs...Began the season with a seven-game point streak (4-5-9)...Totaled 1-3-4 vs. North Bay, Feb. 13...Recorded a seven-game point streak (8-6-14), Feb. 19- Mar. 5...Scored a hat trick at Flint, Mar. 5...Tallied a point in 38 of 49 games with Kingston...Recorded 7-4-11 in nine playoff contests...Finished second on the team in playoff goals...Collected 1-2-3 in Kingston's opening playoff game vs. Oshawa...Skated in two games with Portland (AHL).

**2014-15 HIGHLIGHTS**

Registered 29-22-51 with 70 PIM in 56 games with Kingston (OHL)...Led Kingston in goals and points...Collected 14 multi-point games...Scored his first hat trick vs. Kitchener, Nov. 28...Had three three-point games during a four-game stretch, Mar. 8-14... Tallied 4-8-12 in his final seven games of the season...Led the team with 2-1-3 in four playoff games...Played in the CHL Top Prospects Game.

**2013-14 HIGHLIGHTS**

Tallied 15-12-27 with 64 PIM in 63 games with Kingston (OHL)...Scored the lone Kingston goal in his OHL debut at Peterborough, Sept. 19...Collected his first multi-goal game vs. Ottawa, Oct. 4...Had a season-high 2-2-4 vs. Barrie, Mar. 12...Registered three assists in seven playoff games with Kingston...Was named to the OHL Second All-Rookie Team.

**INTERNATIONAL**

**2016:** Recorded 2-3-5 in eight games as an alternate captain with Canada at 2016 IIHF World Junior Championship...**2015:** Won gold with Canada at the 2015 IIHF World Junior Championship...Totaled 1-2-3 in seven games...**2014:** Helped Canada win the gold medal at the 2014 U18 Ivan Hlinka Memorial Cup...Scored two goals in gold-medal game vs. Czech Republic...Scored six goals in five tournament games.

**PERSONAL**

Enjoys golf...Favorite player growing up was Jarome Iginla... Would like to meet Jimmy Fallon...Would like Will Ferrell to play him in a movie...Took batting practice and hit a home run with the Dbacks on Sept. 9, 2017.

**Career vs. NHL**

TEAM	GP	G	A	PTS	PIM
ANA	3	0	0	0	2
ARI	0	0	0	0	0
BOS	2	0	0	0	0
BUF	2	0	0	0	2
CGY	4	0	0	0	4
CAR	2	0	0	0	0
CHI	2	0	0	0	0
COL	2	0	0	0	0
CBJ	2	0	0	0	6
DAL	3	0	0	0	5
DET	2	2	0	2	4
EDM	4	0	0	0	2
FLA	2	0	0	0	0
LAK	4	0	2	2	2
MIN	3	0	0	0	5
MTL	1	0	0	0	2
NSH	3	0	1	1	5
NJD	2	0	0	0	0
NYI	2	0	0	0	2
NYR	2	0	1	1	0
OTT	2	1	0	1	0
PHI	1	0	0	0	0
PIT	2	0	0	0	0
SJS	3	1	0	1	5
STL	3	0	0	0	0
TBL	2	0	1	1	0
TOR	2	0	0	0	0
VAN	5	1	0	1	2
VGK	0	0	0	0	0
WSH	2	0	1	1	0
WPG	3	0	1	1	0
<b>Totals:</b>	<b>72</b>	<b>5</b>	<b>7</b>	<b>12</b>	<b>48</b>

# PACK FACT

Finished 2016-17 with the fourth most hits (160) among NHL rookies.

## 2016-17 REAL TIME STATS

Hits: 160

Blocks: 29

Shots: 84

### CAREER HIGHLIGHTS

<b>MOST GOALS/GAME:</b> 1 – 5 times (last 3/16/17 vs. DET)	<b>MOST SHOTS/GAME:</b> 5 – 3/18/17 vs. STL	<b>LONGEST POINT STREAK:</b> 2 games – 1/26/17 – 1/31/17
<b>MOST ASSISTS/GAME:</b> 2 – 1/31/17 vs. LAK	<b>LONGEST GOAL STREAK:</b> None	<b>CAREER HAT TRICKS:</b> None
<b>MOST POINTS/GAME:</b> 2 – 1/31/17 vs. LAK	<b>LONGEST ASSIST STREAK:</b> None	<b>MULTIPLE POINT GAMES:</b> 1 (last 1/31/17 vs. LAK)
<b>MOST PIM/GAME:</b> 5 – 4 times (last 2/4/17 at SJS)		

### FIRSTS

<b>FIRST COYOTES GAME:</b> 10/15/16 vs. PHI	<b>FIRST NHL GAME:</b> 10/15/16 vs. PHI
<b>FIRST COYOTES GOAL:</b> 11/1/16 vs. SJS	<b>FIRST NHL GOAL:</b> 11/1/16 vs. SJS
<b>FIRST COYOTES ASSIST:</b> 12/10/16 vs. NSH	<b>FIRST NHL ASSIST:</b> 12/10/16 vs. NSH

## CAREER STATISTICS

SEASON	TEAM	LEAGUE	GP	REGULAR SEASON								PLAYOFFS				
				G	A	PTS	PP	SH	GW	+/-	PIM	GP	G	A	PTS	PIM
2013-14	Kingston	OHL	63	15	12	27	3	0	3	10	64	7	0	3	3	7
2014-15	Kingston	OHL	56	29	22	51	7	2	3	10	70	4	2	1	3	18
2015-16	Kingston	OHL	49	23	39	62	6	2	2	13	56	9	7	4	11	2
	Portland	AHL	2	0	0	0	0	0	0	1	0	-	-	-	-	-
2016-17	Arizona	NHL	72	5	7	12	0	1	2	-20	48	-	-	-	-	-
<b>FRANCHISE AND NHL TOTALS</b>			<b>72</b>	<b>5</b>	<b>7</b>	<b>12</b>	<b>0</b>	<b>1</b>	<b>2</b>	<b>-20</b>	<b>48</b>	<b>-</b>	<b>-</b>	<b>-</b>	<b>-</b>	<b>-</b>





# 55 Jason Demers

**Drafted:** San Jose's 5th choice (7th round, 186th overall) in the 2008 Entry Draft  
**Acquired:** From Florida in exchange for Jamie McGinn, Sept. 17, 2017

**Defense**

6'1" | 200

Shoots: Right

Born: June 9, 1988

Dorval, Quebec

Age: 29

**Career vs. NHL**

TEAM	GP	G	A	PTS	PIM
ANA	32	3	6	9	12
ARI	24	0	7	7	8
BOS	14	1	4	5	10
BUF	14	0	1	1	2
CGY	22	1	6	7	0
CAR	10	2	4	6	6
CHI	22	4	7	11	16
COL	25	4	8	12	24
CBJ	20	0	6	6	8
DAL	20	2	2	4	13
DET	21	2	8	10	10
EDM	20	0	3	3	12
FLA	10	0	3	3	2
LAK	20	2	4	6	10
MIN	26	3	5	8	27
MTL	11	1	2	3	4
NSH	23	0	4	4	31
NJD	12	0	4	4	4
NYI	12	2	3	5	19
NYR	13	0	7	7	8
OTT	9	1	4	5	0
PHI	10	1	5	6	6
PIT	10	0	3	3	19
SJS	6	3	2	5	2
STL	20	1	6	7	-4
TBL	13	1	5	6	6
TOR	13	0	6	6	0
VAN	19	1	2	3	16
VGK	0	0	0	0	0
WSH	15	1	4	5	0
WPG	18	1	3	4	12
<b>TOTAL</b>	<b>504</b>	<b>37</b>	<b>134</b>	<b>171</b>	<b>307</b>

**2016-17 HIGHLIGHTS**

Registered 9-19-28 in 81 games with FLA...Scored a career-high nine goals... Ranked second among Panthers defensemen in goals, assists and points...Played in his 500th NHL game at MTL, Mar. 30...Recorded two points (1-1-2) vs. OTT, Jan. 31...Scored career-best eighth goal of the season (GWG) at NYI, Jan. 11... Registered 19 PIM vs. NSH, Jan. 6... Registered two points (1-1-2) vs. DET, Dec. 23...Recorded 1-1-2 at COL, Dec. 16...Scored game-tying goal (18:31) at BOS, Dec. 5...Recorded first goal with FLA in multi-goal game (2) vs. SJS, Nov. 10...Registered first multi-point game of the season (0-2-2) at DET, Oct. 30...Recorded first point with FLA (assist) at TBL, Oct. 18...Made regular season FLA debut vs. NJD, Oct. 13.

**2015-16 HIGHLIGHTS**

Totaled 7-16-23 in 62 games in first full season with DAL... Ranked third among Stars defensemen in points...Missed 18 games due to injury, 13 from 3/11-4/7 with a lower body injury...Ranked second among team blueliners with a career-high seven goals...Third among Stars skaters with a +16 plus/minus rating... Matched a career-high with three PPGs...Finished sixth on the team with 86 hits and fourth with 73 blocked shots...Ranked second in the NHL with a plus-23 rating at home...Recorded two assists vs. BOS, Feb. 20... Scored seventh goal of the season at MIN, Feb. 9...Scored sixth goal of the season at COL, Feb. 4...Scored vs. COL, Jan. 23...Recorded two assists vs. CHI, Dec. 22... Registered two assists vs. TOR, Nov. 10...Scored a goal at CAR, Nov. 6...Recorded 1-1-2 vs. SJS, Oct. 31, extending his goal streak to two games (Oct. 29-Oct.31) and point streak to three games (Oct. 22-31)...Scored his first goal of the season at TBL, Oct. 15...Recorded two assists at COL, Oct. 10...**2016 Playoffs:** Totaled three assists in 13 Stanley Cup Playoffs games with the Stars.

**2014-15 HIGHLIGHTS**

Recorded 5-20-25 in 81 games split between SJS and DAL...Began the season with the Sharks, posting 0-3-3 in 20 games...Acquired by the Stars on Nov. 21 in exchange for defenseman Brenden Dillon and a third round selection in the 2016 NHL Draft...Registered 5-17-22 in 61 games with DAL...Finished the season with two PPGs and two GWGs... Recorded a plus-minus rating of +2-or-higher seven times... Tallied a season-long three-game point streak (1-2-3) from Dec. 27-31...Scored the GWG and skated in a season-high 25:32 of TOI in his Stars debut vs. LAK, Nov. 22... Recorded a season-high five shots on goal and posted a plus-2 rating at CHI, Jan. 18... Notched a season-best plus-3 rating at ANA, April 8.

**2013-14 HIGHLIGHTS**

Skated in 75 games with the Sharks...Totaled 5-29-34 and was plus-14...Finished second among SJS defensemen in points...Established career highs in goals and points... Matched a career-high with 105 shots...Set career highs in single game assists and points (0-3-3) vs. NYR, Oct. 8... Scored his first goal of the season vs. DAL, Dec. 21...Tallied a goal vs. COL, Dec. 23...It marked the first goal scoring streak of his career...Tied a career best with a four-game point streak (1-4-5) from Jan. 4-9...Recorded two assists at NSH, Jan. 7... Scored a goal at CHI, Jan. 5...Tallied two assists at PHI, Feb. 27...Tied his previous career high with his fourth goal of the season at NYI, Mar. 14...**2014 Playoffs:** Skated in seven postseason contests with the Sharks.

**2012-13 HIGHLIGHTS**

Collected 1-2-3 in 22 games with SJS...Made his season debut and led the team with four hits vs. NSH, Feb. 2... Scored his first goal of the season at ANA, Mar. 18...Played in his 200th career NHL game vs. CBJ, Apr. 9...Missed six games to start the season with an upper body injury suffered in the Spengler Cup...**2013 Playoffs:** Skated in one playoff game with the Sharks.

**2011-12 HIGHLIGHTS**

Skated in 57 contests with the Sharks...Totaled 4-9-13...Scored two PPGs...Tied for third amongst Sharks defensemen with four goals, matching a then-career high... Recorded an assist and a plus-2 rating in the season opener vs. PHX, Oct. 8...Scored a PPG for his first goal of the season vs. CHI, Nov. 23...Scored a goal in two out of his last three games (2-0-2)...**2012 Playoffs:** Appeared in three playoff contests.

**2010-11 HIGHLIGHTS**

Registered 2-22-24 in 75 games with SJS...Led the Sharks with a +19 rating...Ranked second among team defensemen in assists and points...Finished third among SJS blueliners with a career-best 105 shots...Scored his first goal and multi-point game of the season (1-1-2) at PHI, Dec. 8...**2011 Playoffs:** Posted 2-1-3 in 13 Stanley Cup Playoff games... Scored at LAK, Apr. 21 and at LAK, Apr. 25.

**2009-10 HIGHLIGHTS**

Recorded 4-17-21 in 51 games as a rookie...Finished the season tied for fourth among NHL rookie defensemen with 21 points ...Scored a career-high three PPGs ... Made his NHL debut vs. COL, Oct. 1...Earned his first career point (0-1- 1) and had a +2 rating at ANA, Oct. 3...The goal scorer, Benn Ferriero, and the players who got assists, Demers and Frazer McLaren, all registered their first NHL career point on the goal...This marked only the second time in the last 29 seasons that three players each got their first NHL point on the same goal...Scored two PPGs vs. MIN, Jan. 30, tying a SJS franchise single-game record for PPGs by a defenseman...Recorded his first career fighting major at DAL, Mar. 31...Split the season between San Jose and Worcester (AHL)...Totaled 4-13-17 and was plus-7 in 25 games with Worcester.

**2008-09 HIGHLIGHTS**

Collected 2-31-33 and notched a plus-15 rating in 78 contests with Worcester...Led Worcester in plus-minus... Ranked second among team defensemen in points...Scored first professional goal vs. POR, Dec. 7...Recorded two-thirds of a "Gordie Howe Hat Trick" in his professional debut with an assist and a fighting major (11 PIM) at Lowell, Oct. 11...Added four assists in 12 Calder Cup Playoff games... Finished second amongst team defensemen in points.

**INTERNATIONAL**

**2012:** Won the gold medal with Team Canada the 2012 Spengler Cup, earning an assist (0-1-1) in the championship game.

**PERSONAL**

Favorite movie is "Dazed and Confused"...Enjoys soccer and cooking...Favorite vacation spot is Tokyo, Japan...Hockey idol growing up was Sergei Gonchar.



# PACK FACT

Scored a career-high 9 goals and finished second among Florida defensemen with 28 points last season.

## 2016-17 REAL TIME STATS

Shots: 98

Hits: 106

Blocks: 90

### CAREER HIGHLIGHTS

### FIRSTS

<b>MOST GOALS/GAME:</b> 2 (1/30/10 vs. MIN)^	<b>MOST SHOTS/GAME:</b> 6 – 12/16/10 at DAL^	<b>LONGEST POINT STREAK:</b> 4 games – 3 times (last 1/4/14 – 1/9/14)^	<b>FIRST COYOTES GAME:</b> None	<b>FIRST NHL GAME:</b> 10/1/09 at COL^
<b>MOST ASSISTS/GAME:</b> 3 -10/8/13 vs. NYR^	<b>LONGEST GOAL STREAK:</b> 2 games – 2 times (last 10/29/15 – 10/31/15)#	<b>CAREER HAT TRICKS:</b> None	<b>FIRST COYOTES GOAL:</b> None	<b>FIRST NHL GOAL:</b> 11/15/09 at CHI^
<b>MOST POINTS/GAME:</b> 3 - 10/8/13 vs. NYR^	<b>LONGEST ASSIST STREAK:</b> 3 games (10/17/09 – 10/22/09)^	<b>MULTIPLE POINT GAMES:</b> 20 (last 3/21/17 vs. CAR)*	<b>FIRST COYOTES ASSIST:</b> None	<b>FIRST NHL ASSIST:</b> 10/3/09 at ANA^
<b>MOST PIM/GAME:</b> 15 – 3 times (last 1/3/16 at NYI)#				

^w/ SJS, #w/DAL, \*w/FLA

## CAREER STATISTICS

SEASON	TEAM	LEAGUE	GP	REGULAR SEASON								PLAYOFFS				
				G	A	PTS	PP	SH	GW	+/-	PIM	GP	G	A	PTS	PIM
2004-05	Moncton	QMJHL	25	0	1	1	-	-	-	5	10	-	-	-	-	-
2005-06	Moncton	QMJHL	21	1	3	4	1	0	0	15	15	-	-	-	-	-
	Victoriaville	QMJHL	33	2	13	15	-	-	-	-18	58	5	0	2	2	10
2006-07	Victoriaville	QMJHL	69	5	19	24	3	0	1	25	98	6	0	0	0	2
2007-08	Victoriaville	QMJHL	67	9	55	64	4	0	1	-6	91	6	1	5	6	6
2008-09	Worcester	AHL	78	2	31	33	1	0	0	15	54	12	0	4	4	6
2009-10	San Jose	NHL	51	4	17	21	3	0	1	5	21	15	1	4	5	8
	Worcester	AHL	25	4	13	17	0	0	0	7	24	-	-	-	-	-
2010-11	San Jose	NHL	75	2	22	24	0	0	0	19	28	13	2	1	3	8
2011-12	San Jose	NHL	57	4	9	13	2	0	1	-8	22	3	0	0	0	2
2012-13	San Jose	NHL	22	1	2	3	0	0	0	-4	10	1	0	0	0	2
2013-14	San Jose	NHL	75	5	29	34	1	0	0	14	30	7	0	1	1	12
2014-15	San Jose	NHL	20	0	3	3	2	0	2	-6	8	-	-	-	-	-
	Dallas	NHL	61	5	17	22	2	0	2	3	63	-	-	-	-	-
2015-16	Dallas	NHL	62	7	16	23	3	1	1	16	72	13	0	3	3	8
2016-17	Florida	NHL	81	9	19	28	0	0	2	-14	53	-	-	-	-	-
<b>NHL TOTALS</b>			<b>504</b>	<b>37</b>	<b>134</b>	<b>171</b>	<b>11</b>	<b>1</b>	<b>7</b>	<b>25</b>	<b>307</b>	<b>52</b>	<b>3</b>	<b>9</b>	<b>12</b>	<b>40</b>





# 16 Max Domi

Drafted: Phoenix's 1st choice (1st round, 12th overall) in the 2013 Entry Draft

Left Wing

5'10" | 195

Shoots: Left

Born: March 2, 1995

Winnipeg, Manitoba

Age: 22

### Career vs. NHL

TEAM	GP	G	A	PTS	PIM
ANA	7	3	5	8	22
ARI	0	0	0	0	0
BOS	4	0	0	0	0
BUF	4	3	2	5	4
CGY	8	1	4	5	11
CAR	4	0	3	3	2
CHI	6	0	3	3	0
COL	6	1	3	4	0
CBJ	4	0	0	0	6
DAL	5	2	5	7	2
DET	3	0	0	0	4
EDM	8	6	3	9	2
FLA	2	0	0	0	0
LAK	9	3	5	8	8
MIN	4	1	1	2	4
MTL	4	1	2	3	8
NSH	5	0	2	2	0
NJD	4	0	4	4	4
NYI	3	0	1	1	2
NYR	3	0	2	2	0
OTT	4	0	2	2	2
PHI	4	0	3	3	0
PIT	3	0	1	1	2
SJS	10	2	1	3	7
STL	6	2	0	2	4
TBL	3	0	2	2	2
TOR	2	1	0	1	5
VAN	7	1	4	5	6
VGK	0	0	0	0	0
WSH	4	0	3	3	5
WPG	4	0	2	2	0
<b>Totals:</b>	<b>140</b>	<b>27</b>	<b>63</b>	<b>90</b>	<b>112</b>

### 2016-17 HIGHLIGHTS

Registered 9-29-38 in 59 games...Finished second on the team with a .64 points per game average...Collected seven multi-point games...Has totaled 27-63-90 in his first two NHL seasons which ties him for the most points in a player's first two season in Coyotes history (P. Mueller)...Ranked third on ARI in points and assists...Finished second on the team in road points with 4-17-21 in 31 games...The Coyotes recorded a point in 21 of the 29 games Domi earned a point (16-8-5)...Skated in his 100th career NHL game vs. EDM, Nov. 25...Recorded an assist on Opening Night vs. PHI, Oct. 15...Picked up two assists at NJD, Oct. 25...Scored his first career GWG and tallied two assists at COL, Nov. 8...Scored three goals in five games from Nov. 19-29...Tallied 1-1-2 vs. MTL, Feb. 9...Had a four-game point streak (1-4-5), Feb. 9-14...Recorded a point in four straight games (1-4-5), Feb. 20-26...Recorded 1-1-2 vs. BUF, Feb. 26...Scored two goals at LAK, Mar. 14...Picked up two assists at TBL, Mar. 21...Had a four-game point streak (0-5-5), Mar. 31- Apr. 6...Tallied two assists vs. VAN, Apr. 6.

### 2015-16 HIGHLIGHTS

Recorded 18-34-52 in 81 games with the Coyotes...Finished third among NHL rookies in points, second in assists and tied for sixth in goals...Ranked second on the team in points and tied for first in assists...Toted a team-high 10-15-25 vs. Pacific opponents...Finished second on ARI and among NHL rookies in home scoring (11-22-33 in 40 games)...Collected five multi-goal games and 12 multi-point games...Surpassed Peter Mueller for the most single season rookie assists in Coyotes history...His 52 points were the second-most in a season by a Coyotes rookie...Registered 1-1-2 in NHL debut at LAK, Oct. 9 to become the eighth player in franchise history to record a multi-point game in NHL debut with team...Became the ninth rookie to score a goal in his NHL debut with the franchise...Posted 1-1-2 at ANA, Oct. 14...Had 1-1-2 vs. MIN, Oct. 15...Skated in a season-high 20:46 TOI vs. BOS, Oct. 17...Recorded a four-game point streak (1-3-4), Oct. 20-26...Scored first career PPG at TOR, Oct. 26...Scored two goals and was plus-3 at ANA, Nov. 9...Had 1-1-2 vs. EDM, Nov. 12...Posted a four-game point streak (0-5-5), Nov. 25 - Dec. 1...Scored two goals at BUF, Dec. 4...Tallied 0-2-2 vs. CAR, Dec. 12...Registered his first career hat trick (3-0-3) vs. EDM, Jan. 12...Notched 2-1-3 vs. DAL, Feb. 18...Had 2-0-2 vs. STL, Feb. 20...Had a three-game point streak (0-4-4), Mar. 28 - Apr. 2...Registered 5-12-17 in his last 16 home contests.

### 2014-15 HIGHLIGHTS

Finished ninth in the OHL in scoring with 32-70-102 in 57 games...Won the Mickey Renaud Captain's Trophy as the OHL captain that best exemplifies leadership on and off the ice...Had a plus-24 rating and 66 PIM...Scored 12 PPGs...Selected to the OHL First All-Star Team...Had 29 multi-point games...Scored a hat trick (3-0-3) at Plymouth Dec. 6...Notched a hat trick (3-1-4) vs. Windsor Nov. 7...Recorded 5-4-9 in nine playoff games with the Knights.

### 2013-14 HIGHLIGHTS

Led London in scoring for the second consecutive season with 34-59-93 in 61 games...Ranked first on the team in assists and second in goals...Added 4-6-10 in nine postseason contests...Selected to the OHL Third All-Star Team...Had 28 multi-point games...Appeared in three Memorial Cup games with the Knights, tallying two assists.

### 2012-13 HIGHLIGHTS

Led London in scoring with 39-48-87 in 64 games with a plus-33 rating and 71 PIM...Ranked ninth in the league in regular season points and goals...Notched 25 multi-point regular season games...Recorded a hat trick (3-0-3) on Jan. 24 at Ottawa...Registered a hat trick (3-1-4) on Feb. 18 vs. Erie...Helped the Knights to the OHL's best record (50-13-0-5) and a first place finish in the Midwest Division while London captured its second consecutive OHL championship...Totaled 11-21-32 and 26 PIM in 21 postseason games...Led the Knights in postseason assists and points...Ranked second in the OHL in postseason points...Had 10 multi-point games in the postseason...Was one of three Knights players drafted in the first round of the 2013 Entry Draft...Signed an entry-level contract with the Coyotes in July.

### 2011-12 HIGHLIGHTS

Traded to London from Kingston in August...Appeared in 62 games with London, registering 21-28-49 and 48 PIM...Played in 19 postseason games, totaling 4-5-9 and 10 PIM with a plus-four rating to help the Knights win the OHL Championship...Added 1-2-3 in four games at the Memorial Cup...Named to the OHL Second All-Rookie Team.

### INTERNATIONAL

**2016:** Won a gold medal with Team Canada at the World Championships in Russia...Scored a goal and skated in all 10 games...**2015:** Won a gold medal with Team Canada at the World Junior Championships in Toronto...Named the tournament's most outstanding forward after recording 5-5-10 and a plus-10 rating in seven games...**2013:** Won a gold medal with Team Canada at the U18 Ivan Hlinka Memorial Tournament in the Czech Republic where he totaled 3-4-7 and two PIM in five games...**2012:** Helped Canada Ontario win a bronze medal at the U17 World Hockey Challenge in Ontario, Canada, collecting 3-4-7 in six contests.

### PERSONAL

Favorite player growing up was Mats Sundin...Other favorites include: Drake (music) and "Shooter" (movie)...Enjoys movies...His father Tie played in 1,020 NHL games with the New York Rangers, Winnipeg and Toronto...Tie ranks third all-time in NHL history with 3,515 penalty minutes.

# PACK FACT

Has totaled 27-63-90 in 140 games which ties him for the most points in a player's first two seasons in team history

## 2016-17 REAL TIME STATS

Hits: 28

Blocks: 21

Shots: 108

### CAREER HIGHLIGHTS


### FIRSTS

<b>MOST GOALS/GAME:</b> 3 – 1/12/16 vs. EDM	<b>MOST SHOTS/GAME:</b> 8 – 3/19/16 vs. TBL	<b>LONGEST POINT STREAK:</b> 4 games – 6 times (last 3/31/17 – 4/6/17)	<b>FIRST COYOTES GAME:</b> 10/9/15 at LAK	<b>FIRST NHL GAME:</b> 10/9/15 at LAK
<b>MOST ASSISTS/GAME:</b> 2 – 7 times (last 4/6/17 vs. VAN)	<b>LONGEST GOAL STREAK:</b> 2 games - 2 times (last 2/18-16 – 2/20/16)	<b>CAREER HAT TRICKS:</b> 1 – 1/12/16 vs. EDM	<b>FIRST COYOTES GOAL:</b> 10/9/15 at LAK	<b>FIRST NHL GOAL:</b> 10/9/15 at LAK
<b>MOST POINTS/GAME:</b> 3 – 3 times (last 11/8/16 at COL)	<b>LONGEST ASSIST STREAK:</b> 4 games – 5 times (last 3/31/17 – 4/6/17)	<b>MULTIPLE POINT GAMES:</b> 19 (last 4/6/17 vs. VAN)	<b>FIRST COYOTES ASSIST:</b> 10/9/15 at LAK	<b>FIRST NHL ASSIST:</b> 10/9/15 at LAK
<b>MOST PIM/GAME:</b> 17 – 3/3/16 vs. ANA				

## CAREER STATISTICS

SEASON	TEAM	LEAGUE	GP	REGULAR SEASON								PLAYOFFS				
				G	A	PTS	PP	SH	GW	+/-	PIM	GP	G	A	PTS	PIM
2011-12	London	OHL	62	21	28	49	6	0	1	13	48	19	4	5	9	10
2012-13	London	OHL	64	39	48	87	14	1	3	33	71	21	11	21	32	26
2013-14	London	OHL	61	34	59	93	11	3	6	24	90	9	4	6	10	8
2014-15	London	OHL	57	32	70	102	12	2	6	24	66	9	5	4	9	16
2015-16	Arizona	NHL	81	18	34	52	3	0	0	3	72	-	-	-	-	-
2016-17	Arizona	NHL	59	9	29	38	1	0	1	-9	40	-	-	-	-	-
<b>FRANCHISE &amp; NHL TOTALS</b>			<b>140</b>	<b>27</b>	<b>63</b>	<b>90</b>	<b>4</b>	<b>0</b>	<b>1</b>	<b>-6</b>	<b>112</b>	<b>-</b>	<b>-</b>	<b>-</b>	<b>-</b>	<b>-</b>





# 35 Louis Domingue

Drafted: Phoenix's 5th choice (5th round, 138th overall) in the 2010 Entry Draft

**Goalie**

6'3" | 203

Catches: Right

Born: March 6, 1992

St-Hyacinthe, Quebec

Age: 25

**Career vs. NHL**

TEAM	GP	W-L-T-OT	SO	GA	GAA	SV%
ANA	3	0-2-0-0	0	5	3.06	.896
ARI	0	0-0-0-0	0	0	0.00	.000
BOS	3	0-1-0-0	0	2	1.12	.963
BUF	2	1-1-0-0	0	4	2.03	.934
CGY	5	3-2-0-0	0	11	2.22	.910
CAR	1	1-0-0-0	0	2	2.00	.941
CHI	3	0-2-0-1	0	14	5.15	.851
COL	4	1-3-0-0	0	12	3.06	.905
CBJ	2	0-2-0-0	0	6	4.09	.864
DAL	3	2-1-0-0	0	9	3.00	.921
DET	1	0-0-0-1	0	3	2.90	.880
EDM	3	1-1-0-1	0	11	3.47	.892
FLA	2	1-1-0-0	0	4	2.03	.931
LAK	4	2-1-0-1	0	13	3.41	.902
MIN	2	1-1-0-0	0	5	2.44	.917
MTL	3	2-1-0-0	0	8	3.29	.862
NSH	3	2-0-0-1	1	4	1.28	.961
NJD	0	0-0-0-0	0	0	0.00	.000
NYI	3	2-1-0-0	1	4	1.30	.952
NYR	1	0-1-0-0	0	3	3.05	.885
OTT	2	0-1-0-0	0	5	10.00	.773
PHI	2	1-1-0-0	0	8	4.07	.877
PIT	2	0-1-0-0	0	9	6.00	.800
SJS	4	1-3-0-0	0	10	2.53	.921
STL	2	0-2-0-0	0	7	3.85	.909
TBL	3	1-2-0-0	0	6	2.03	.945
TOR	1	1-0-0-0	0	2	2.00	.949
VAN	7	2-1-0-2	0	14	2.33	.923
VGK	0	0-0-0-0	0	0	0.00	.000
WSH	2	1-1-0-0	0	6	3.03	.927
WPG	4	1-2-0-0	0	10	3.53	.892
<b>TOT</b>	<b>77</b>	<b>27-35-0-7</b>	<b>2</b>	<b>197</b>	<b>2.87</b>	<b>.910</b>

**2016-17 HIGHLIGHTS**

Recorded a .908 SV% and a 3.08 GAA with an 11-15-1 record in 31 games (26 starts) with Arizona...Posted a 3-0 record with a .933 SV% in shootouts...Made 39 saves in win vs. SJS, Nov. 1...Stopped 35 shots in win vs. NSH, Nov. 3...Registered 44 saves (46 shots faced) in shootout win at LAK, Mar. 14...Made a career-high 45 saves on a career-high 48 shots faced in win vs. WSH, Mar. 1...Went 6-1-0 with a .940 SV% in final eight games and won five of his final six starts to end the season.

**2015-16 HIGHLIGHTS**

Appeared in 39 games with Arizona, registering a 15-18-5 record with a 2.75 GAA and a .912 SV%...Recorded two shutouts...His 15 wins were the most by a rookie goaltender in Coyotes history (since 1996-97)...Became the seventh rookie in franchise history and the first since 2008 (Peter Mueller) to earn NHL Rookie of the Month honors...Posted a 6-3-2 record, .925 SV%, 2.20 GAA and a shutout in January en route to being named the NHL's Rookie of the Month...Recorded 25 saves in shutout vs. NYI, Dec. 19...Made 25 saves in win at CGY, Jan. 7...Stopped all 26 shots faced in shutout vs. NSH, Jan. 9...Won four straight starts from Jan. 4 - 12...Made 34 saves on 35 shots in OT win at MIN, Jan. 25...Collected 32 saves in win vs. FLA, Mar. 5...Recorded 37 saves on 38 shots in win vs. DAL, Mar. 24...Went 6-6-1 and posted a 2.55 GAA and a .919 SV% in 13 games with Springfield (AHL).

**2014-15 HIGHLIGHTS**

Registered a .911 SV%, a 2.73 GAA and a 1-2-1 record in seven games with the Coyotes...Made his NHL debut at OTT, Jan. 31, stopping 9 of 11 shots in relief...Made his first career NHL start at MTL, Feb. 1...Recorded 18 saves on 20 shots faced to earn his first career NHL win against the Canadiens...Collected a 2.68 GAA, a .908 SV% and an 11-6-3 record in 20 appearances with Portland (AHL)...Went 2-2 with a 2.37 GAA and a .925 SV% in five Calder Cup playoff games...Stopped all 28 shots faced in shutout vs. Manchester, Apr. 30...Posted a 1.01 GAA and a .958 SV% in two games with Gwinnett (ECHL).

**2013-14 HIGHLIGHTS**

Spent the majority of the season with Portland...Registered a 9-18-2 record with an .890 SV% and a 3.63 GAA in 36 games...Stopped all 31 shots in a shutout over Bridgeport, Jan. 11...Finished second among Pirates goaltenders in games played, minutes and save percentage...Set AHL career highs in games played...Appeared in seven games with Gwinnett...Posted a 2.01 GAA and a .939 SV% with the Gladiators.

**2012-13 HIGHLIGHTS**

Registered a 23-9-2 record with a 2.69 GAA and .904 SV% in 34 games with Gwinnett...Led Gladiators goaltenders in games played, shutouts, minutes and wins...Ranked tied for fourth in the ECHL in wins...Appeared in 10 postseason games with Gwinnett, recording a 6-3-1 record with a .926 SV% and 2.23 GAA...Finished tied for second in the ECHL with two postseason shutouts and fifth in GAA...Made his AHL debut with Portland...Appeared in two games with the Pirates, registering a .931 SV% in 100 minutes.

**2011-12 HIGHLIGHTS**

Played in 39 games for Quebec (QMJHL), posting a 23-8-4 record...Led the League in SV% (.914)...Recorded career highs in shutouts (4) and GAA (2.61)...Went 7-3-1-0 in 11 postseason games...Posted the third-best GAA (2.65) in the QMJHL postseason.

**2010-11 HIGHLIGHTS**

Signed an entry-level contract with the Coyotes on June 1...Appeared in a career-high 57 games in his third QMJHL season; playing a full-season for the Quebec Remparts...He posted a 2.65 GAA and .898 SV%, leading the Remparts to the third-best record in the League...Registered an 11-5-1-0 record with one shutout...Collected a 2.47 GAA and .913 SV% in the postseason as Quebec reached the league semi-final...Invited to Canada's 2012 World Junior development camp.

**2009-10 HIGHLIGHTS**

Began the season with Moncton (QMJHL), posting a 11-9-0 record in 22 games...Traded to the Quebec Remparts mid-season...Appeared in 19 games for Quebec, posting a 2.54 GAA along with a .910 SV%...Played in nine postseason games for the Remparts, recording a 4.35 GAA and a .863 SV%...Represented Team Orr at the 2010 CHL Top Prospects Game.

**2008-09 HIGHLIGHTS**

Appeared in 12 games for Moncton in his rookie QMJHL season, posting a 5-5-0 record while registering a 2.51 GAA and a .924 SV%.

**PERSONAL**

Louis and his fiancée Genevieve have a daughter Mila...Nickname is "Lou"...Enjoys baseball...Took batting practice with the Dbacks on Sept. 9, 2017...Favorite movie is Forrester Gump...Favorite TV show is entourage...Favorite vacation spot is Boynton Beach, FL...Is a fan of the Boston Red Sox

# PACK FACT

Finished the 2016-17 campaign with a 6-1-0 record and had a .940 SV% in his final eight games.

## SHOOTOUT CAREER

**Saves: 19**

**Goals Against: 3**

**Wins: 4**

### CAREER HIGHLIGHTS

### FIRSTS

<b>MOST CONSECUTIVE STARTS:</b> 11 – 2/10/16 – 2/29/16	<b>CAREER SHUTOUTS:</b> 2 – last 1/9/16 vs. NSH	<b>LONGEST SHUTOUT STREAK:</b> 124:21 – 1/7/16 – 1/12/16	<b>FIRST COYOTES GAME:</b> 1/31/15 at OTT	<b>FIRST NHL GAME:</b> 1/31/15 at OTT
<b>MOST SHOTS FACED/GAME:</b> 48 – 3/31/17 vs. WSH	<b>PENALTY SHOTS:</b> 4 – 2 saves/ 2 goals (last 11/17/16 at VAN)		<b>FIRST COYOTES WIN:</b> 2/1/15 at MTL	<b>FIRST NHL WIN:</b> 2/1/15 at MTL
<b>MOST SAVES/GAME:</b> 45 – 3/31/17 vs. WSH	<b>LONGEST WINNING STREAK:</b> 4 – 1/4/16 – 1/12/16		<b>FIRST COYOTES SHUTOUT:</b> 12/19/15 vs. NYI	<b>FIRST NHL SHUTOUT:</b> 12/19/15 vs. NYI
<b>MOST SAVES IN A SHUTOUT:</b> 26 – 1/9/16 vs. NSH				

## CAREER STATISTICS

SEASON	TEAM	LEAGUE	GP	MIN	REGULAR SEASON					W-L-T-OT	GP	MIN	PLAYOFFS				W-L
					GA	SO	SV%	GAA	GA				SO	GAA	SV%		
2008-09	Moncton	QMJHL	12	621	26	0	.924	2.51	5-5-0	-	-	-	-	-	-	-	
2009-10	Moncton	QMJHL	22	1195	56	1	.902	2.81	11-9-0	-	-	-	-	-	-	-	
	Quebec	QMJHL	19	1017	43	2	.910	2.54	9-8-0	9	454	33	0	.863	4.35	3-5-0	
2010-11	Quebec	QMJHL	57	3031	134	2	.898	2.65	37-15-0	18	995	41	1	.913	2.47	11-6-0	
2011-12	Quebec	QMJHL	39	2162	94	4	.914	2.61	23-12-0	11	679	30	0	.897	2.65	7-4-0	
2012-13	Gwinnett	ECHL	34	2051	92	3	.904	2.69	23-9-1	10	619	23	2	.926	2.23	6-3-1	
	Portland	AHL	2	100	4	0	.931	2.40	1-0-0	-	-	-	-	-	-	-	
2013-14	Portland	AHL	36	1783	108	1	.890	3.63	9-18-2	-	-	-	-	-	-	-	
	Gwinnett	ECHL	7	389	13	1	.939	2.01	1-3-0	-	-	-	-	-	-	-	
2014-15	Portland	AHL	20	1121	50	0	.908	2.68	11-6-3	5	253	10	1	.925	2.37	2-2-0	
	Arizona	NHL	7	308	14	0	.911	2.73	1-2-1	-	-	-	-	-	-	-	
2015-16	Gwinnett	ECHL	2	119	2	1	.958	1.01	1-1-0	-	-	-	-	-	-	-	
	Arizona	NHL	39	2207	101	2	.912	2.75	15-18-5	-	-	-	-	-	-	-	
2016-17	Springfield	AHL	13	778	33	1	.919	2.55	6-6-1	-	-	-	-	-	-	-	
	Arizona	NHL	31	1,599	82	0	.908	3.08	11-15-1	-	-	-	-	-	-	-	
<b>FRANCHISE AND NHL TOTALS</b>			<b>77</b>	<b>4,113</b>	<b>197</b>	<b>2</b>	<b>.910</b>	<b>2.87</b>	<b>27-35-7</b>	-	-	-	-	-	-	-	





# 10 Anthony Duclair

**Drafted:** N.Y. Rangers' 3rd choice (3rd round, 80th overall) in the 2013 Entry Draft  
**Acquired:** From N.Y. Rangers with John Moore, 2nd round draft choice in 2015 and 1st round draft choice in 2016 in exchange for Keith Yandle, Chris Summers and 4th round draft choice in 2016 on March 1, 2015

**2016-17 HIGHLIGHTS**

Appeared in 58 games with Arizona, recording 5-10-15 and 14 PIM...Skated in his 100th NHL game vs. PHI, Oct. 15... Scored a goal vs. NSH, Nov. 3...Scored goals in back-to-back games vs. DAL, Dec. 27 and vs. NYR, Dec. 29...Tallied two assists at ANA, Jan. 6...Scored in consecutive games at LAK, Apr. 2 and at DAL, Apr. 4...Skated in 16 games with Tucson (AHL)...Totaled 1-7-8 and four PIM with the Roadrunners.

**2015-16 HIGHLIGHTS**

Finished third on the team and fifth among NHL rookies with 20 goals...Registered 20-24-44 in 81 games...Ranked fourth on the team in points...Led ARI with a plus-12 rating...Scored eight PPGs, which were second-most on the team and tied for first among NHL rookies...Led ARI and finished tied for third in the League with a 19.0 shooting%... His 20 goals were the second-most in a season by a rookie in ARI history...His 44 points were the third-most by a Coyotes rookie in team history...Led team with nine road goals...Collected eight multi-point games...Had an assist in Coyotes debut at LAK, Oct. 9...Recorded first career hat trick (3-0-3) at ANA, Oct. 14...Scored a goal vs. MIN, Oct. 15... Started the season with a four-game point streak (4-2-6)... Scored a goal at NJD, Oct. 20...Had 1-1-2 at CBJ, Nov. 14... Registered a five-game point streak (2-4-6), Nov. 14-25... Posted 2-1-3 vs. CAR, Dec. 12...Tallied three assists vs. DAL, Feb. 18...Recorded a five-game point streak (2-4-6), Mar. 22-31.

**2014-15 HIGHLIGHTS**

Played in 18 games with NYR in his first NHL season... Recorded 1-6-7 and a plus-4 rating...Acquired by the Coyotes with John Moore, a 2nd round draft choice in 2015 and a 1st round draft choice in 2016 in exchange for Keith Yandle, Chris Summers and a 4th-round draft choice in 2016 on March 1, 2015...Scored his first NHL goal vs. MIN, Oct. 27...Recorded his first NHL assist and had 0-2-2 at CBJ, Oct. 11...Made the Rangers out of training camp and had 11:12 TOI in his NHL debut at STL, Oct. 9...Played in 26 games with Quebec (QMJHL) and posted 15-19-34...Recorded 8-18-26 in 22 postseason games with the Remparts.

**2013-14 HIGHLIGHTS**

Recorded 50-49-99 for Quebec (QMJHL) to rank sixth in the league in scoring...Ranked third in the league in goals, seventh in PPGs (15) and seventh in GWGs (7)...Registered at least one point in 45 of 59 regular season games and had 30 multi-point games...Named a QMJHL First Team All-Star...Recorded seven points (2-5-7) vs. Halifax, Jan. 30...Scored a hat trick at Gatineau, Jan. 23...Had a hat trick vs. Gatineau, Dec. 13...Scored four goals vs. Charlottetown, Oct. 26.

**2012-13 HIGHLIGHTS**

Recorded 20-30-50 in 55 games with Quebec (QMJHL)... Ranked fourth on the team in scoring and tied for fourth in goals...Played in 11 postseason games with the Remparts and recorded 3-5-8 and a plus-12 rating.

**2011-12 HIGHLIGHTS**

Posted 31-35-66 and a plus-38 rating in 63 games with Quebec (QMJHL)...Ranked second on the team in goals and third in scoring...Posted 3-5-8 in 11 postseason games.

**INTERNATIONAL**

**2015:** Won a gold medal with Team Canada at the World Junior Championships in Toronto...Posted 4-4-8 and a plus-11 in seven games...**2013:** Won a gold medal with Team Canada at the U18 Ivan Hlinka Memorial Tournament in the Czech Republic where he totaled 1-1-2 in five games.

**PERSONAL**

Nickname is "Duke"...Favorite player growing up was Saku Koivu...Other favorites include: Drake (band) and "Straight Outta Compton" (movie)...Enjoys watching movies and shopping.

Right Wing

5'11" | 191

Shoots: Left

Born: August 26, 1995

Point-Claire, Quebec

Age: 22

**Career vs. NHL**

TEAM	GP	G	A	PTS	PIM
ANA	8	6	2	8	6
ARI	0	0	0	0	0
BOS	3	0	0	0	0
BUF	2	0	0	0	4
CGY	9	3	2	5	12
CAR	5	2	3	5	0
CHI	4	0	0	0	2
COL	6	0	1	1	2
CBJ	3	1	3	4	2
DAL	5	2	5	7	2
DET	4	0	1	1	2
EDM	10	1	3	4	4
FLA	3	0	2	2	2
LAK	8	2	1	3	8
MIN	6	2	0	2	2
MTL	5	1	4	5	2
NSH	5	2	1	3	0
NJD	4	1	0	1	0
NYI	5	0	3	3	0
NYR	4	1	0	1	2
OTT	4	0	0	0	0
PHI	7	0	2	2	0
PIT	2	0	1	1	2
SJS	8	0	0	0	0
STL	7	1	1	2	0
TBL	5	0	1	1	9
TOR	6	0	0	0	0
VAN	8	0	2	2	0
VGK	0	0	0	0	0
WSH	4	0	1	1	0
WPG	7	1	1	2	4
<b>Totals:</b>	<b>157</b>	<b>26</b>	<b>40</b>	<b>66</b>	<b>67</b>

# PACK FACT

Has scored 25 goals in two seasons with Arizona.

## 2016-17 REAL TIME STATS

Hits: 22

Blocks: 17

Shots: 108

### CAREER HIGHLIGHTS

### FIRSTS


<b>MOST GOALS/GAME:</b> 3 – 10/14/15 at ANA#	<b>MOST SHOTS/GAME:</b> 6 – 1/25/16 at MIN#	<b>LONGEST POINT STREAK:</b> 5 games – 2 times (last 3/22/16 – 3/31/16)	<b>FIRST COYOTES GAME:</b> 10/9/15 at LAK	<b>FIRST NHL GAME:</b> 10/9/14 at STL*
<b>MOST ASSISTS/GAME:</b> 3 – 2/18/16 vs. DAL#	<b>LONGEST GOAL STREAK:</b> 2 games – 4 times (last 4/2/17 – 4/4/17)#	<b>CAREER HAT TRICKS:</b> 1 – 10/14/15 at ANA#	<b>FIRST COYOTES GOAL:</b> 10/14/15 at ANA	<b>FIRST NHL GOAL:</b> 10/27/14 vs. MIN*
<b>MOST POINTS/GAME:</b> 3 – 3 times (last 2/18/16 vs. DAL)#	<b>LONGEST ASSIST STREAK:</b> 4 games – 11/14/15 – 11/21/15#	<b>MULTIPLE POINT GAMES:</b> 10 (last 1/6/17 at ANA)#	<b>FIRST COYOTES ASSIST:</b> 10/9/15 at LAK	<b>FIRST NHL ASSIST:</b> 10/11/14 at CBJ*
<b>MOST PIM/GAME:</b> 9 – 3/19/16 vs. TBL#				

\*w/NYR, #w/ARI

## CAREER STATISTICS

SEASON	TEAM	LEAGUE	GP	REGULAR SEASON								PLAYOFFS				
				G	A	PTS	PP	SH	GW	+/-	PIM	GP	G	A	PTS	PIM
2011-12	Quebec	QMJHL	63	31	35	66	4	0	4	38	50	11	3	5	8	8
2012-13	Quebec	QMJHL	55	20	30	50	3	0	3	23	22	11	3	5	8	12
2013-14	Quebec	QMJHL	59	50	49	99	15	3	7	19	56	-	-	-	-	-
2014-15	NY Rangers	NHL	18	1	6	7	0	0	0	4	4	-	-	-	-	-
	Quebec	QMJHL	26	15	19	34	3	3	1	3	24	22	8	18	26	18
2015-16	Arizona	NHL	81	20	24	44	8	0	2	12	49	-	-	-	-	-
2016-17	Arizona	NHL	58	5	10	15	0	0	1	-7	14	-	-	-	-	-
	Tucson	AHL	16	1	7	8	0	0	0	-11	4	-	-	-	-	-
<b>FRANCHISE TOTALS</b>			<b>139</b>	<b>25</b>	<b>34</b>	<b>59</b>	<b>8</b>	<b>0</b>	<b>3</b>	<b>5</b>	<b>63</b>	-	-	-	-	-
<b>NHL TOTALS</b>			<b>157</b>	<b>26</b>	<b>40</b>	<b>66</b>	<b>8</b>	<b>0</b>	<b>3</b>	<b>9</b>	<b>67</b>	-	-	-	-	-





# 18 Christian Dvorak

Drafted: Arizona's 3rd choice (2nd round, 58th overall) in the 2014 Entry Draft

Center

6'1" | 195

Shoots: Left

Born: February 2, 1996

Palos, Illinois

Age: 21

### Career vs. NHL

TEAM	GP	G	A	PTS	PIM
ANA	4	1	1	2	0
ARI	0	0	0	0	0
BOS	2	0	0	0	2
BUF	2	0	1	1	0
CGY	4	3	3	6	2
CAR	2	1	0	1	0
CHI	3	1	1	2	0
COL	3	0	0	0	0
CBJ	2	0	0	0	2
DAL	3	1	0	1	4
DET	2	0	1	1	4
EDM	5	0	1	1	0
FLA	2	0	0	0	0
LAK	5	0	2	2	2
MIN	3	0	2	2	0
MTL	2	2	0	2	0
NSH	3	1	1	2	0
NJD	2	0	0	0	0
NYI	2	0	0	0	4
NYR	2	1	1	2	0
OTT	1	0	0	0	0
PHI	2	0	2	2	0
PIT	2	0	0	0	0
SJS	4	0	0	0	0
STL	3	0	1	1	2
TBL	2	1	0	1	0
TOR	2	0	0	0	0
VAN	4	1	1	2	0
VGK	0	0	0	0	0
WSH	2	2	0	2	0
WPG	3	0	0	0	0
<b>Totals:</b>	<b>78</b>	<b>15</b>	<b>18</b>	<b>33</b>	<b>22</b>

### 2016-17 HIGHLIGHTS

Registered 15-18-33 in 78 games...Led the team in plus-minus (+7)...Scored two PPGs...Fourth on ARI in goals... Totaled 471 face-off wins (FOW), which set a franchise record for the most FOW's in a season by a rookie...Ranked second among NHL rookies in FOW's...Had a 46.8 FO%... Tied for second on the team with 10 home goals...Led ARI's rookie forwards in TOI/G (15:37)...Made NHL debut and recorded first career point (assist) vs. PHI, Oct. 15...Scored first career goal vs. NSH, Nov. 3...Recorded two-game point streak (1-1-2), Nov. 3-4...Collected 1-1-2 vs. CGY, Dec. 19...Posted 1-1-2 vs. CHI, Feb. 2...Scored two goals in first career multi-goal game vs. MTL, Feb. 9...Registered 2-1-3 at CGY, Feb. 13...Had two-game point streak (1-1-2), Mar. 2-3...Skated in season-high 22:44 vs. CAR, Mar. 5... Notched an assist in back-to-back games (0-2-2), Mar. 14-16...Recorded two-game point streak (1-1-2), Mar. 20-21...Collected points in back-to-back games (2-1-3), Mar. 29-31...Scored two goals vs. WSH, Mar. 31...Had a two-game point streak (1-1-2), Apr. 4-6.

### 2015-16 HIGHLIGHTS

Recorded 52-69-121 and 27 PIM in 59 games as co-captain of London (OHL)...Led the Knights in goals, points, plus-minus (+56), PPGs (22), GWGs (11) and finished tied for the team lead in power-play assists (33)... Became the first Knight since John Tavares (2008-09) to score 50 goals in a season...Ranked first in the OHL in goals, PPGs and GWGs, tied for first in power-play assists, second in points and plus-minus and sixth in assists...Collected 36 multi-point games including 10 games with four or more points...Completed his junior career with 99-145-244, a plus-97 rating and 51 PIM in 158 games with the Knights... Recorded 1-3-4 in first game of the season vs. Windsor, Oct. 2...Had a three-game point streak (3-3-6) to start the season from Oct. 2-9...Registered a five-game point streak (2-7-9) from Oct. 12-24...Totaled a season-high four assists vs. Windsor, Oct. 30...Recorded a 19-game point streak (24-30-54) from Oct. 30-Jan. 9...Scored a career-best five goals and tied his OHL career high for points in a game with 5-1-6 at Guelph, Nov. 6...Was the third six-point game of his OHL career...Tallied 1-3-4 vs. Guelph, Nov. 13... Recorded 3-1-4 vs. Owen Sound, Nov. 27...Collected 2-2-4 at Windsor, Nov. 29... Named Pioneer Energy OHL Player of the Week for the week ending Nov. 29 after totaling 6-3-9 in three games with a plus-minus rating of plus-3...Notched 2-1-3 at Guelph, Dec. 6...Posted 2-2-4 at Sudbury, Dec. 11...Named Pioneer Energy OHL Player of the Week for the week ending Dec. 13 after leading the league with seven points in two games (3-4-7)...Also selected as CHL Player of the Week for the week ending Dec. 13...Tallied 2-2-4 vs. Owen Sound, Feb. 5...Recorded a 10-game point streak (9-14-23) from Feb. 12-Mar. 4...Added 14-21-35 in 18 playoff games...Finished third on London and in the OHL in postseason points... Ranked second on the team with a plus-29 postseason rating...Scored five PPGs in the playoffs... Posted 3-1-4 vs. Kitchener, Apr. 8...Collected 2-3-5 at Erie, Apr. 20...Notched 1-4-5 vs. Niagara, May 7...Scored a first period goal in London's 1-0 Game 4 victory over Niagara to claim the 2016 OHL Championship, May 11...Helped the Knights win the 2016 Memorial Cup Championship in Red Deer, Alberta...Scored a tournament-leading seven goals... Totaled 7-5-12 in four Memorial Cup games...Named to 2016 MasterCard Memorial Cup All-Star Team...Selected as an OHL First Team All-Star...Was a finalist for the William Hanley Trophy for the league's most sportsmanlike player.

### 2014-15 HIGHLIGHTS

Registered 41-68-109, a plus-33 rating and 24 PIM in 66 games with London...Ranked 12th in the OHL in goals, sixth in assists and fifth in points...Scored 14 PPGs...Finished second on the Knights in points, goals and plus-minus... Notched 32 multi-point games including seven games with four or more points...Posted a 14-game point streak (11-19-30) from Oct. 24 - Nov. 30...Totaled 6-18-24 in 10 November games...Had a seven-game point streak (7-12-19) from Dec. 6-19...Recorded back-to-back six-point games (3-3-6 at Sarnia, Dec. 31 and 1-5-6 vs. Sarnia, Jan. 2)... Named Pioneer Energy OHL Player of the Week for the week ending Dec. 14 after posting 6-6-12 in three games...Also selected as the CHL's Player of the Week that week...Had a nine-game point streak (9-13-22) from Jan. 11-30...Collected 10-18-28 in 12 January contests...Named OHL Player of the Month for December after totaling 10-16-26 and a plus-12 rating in 10 games...Selected as the OHL Player of the Month for January after recording 10-18-28 in 12 contests...Totaled 5-8-13 in 10 postseason games with the Knights...Led the team in playoff assists and was second in points... Registered an eight-game playoff point streak (5-6-11) from Mar. 27 - Apr. 10...Scored two goals at Kitchener on Mar. 31... Signed a three-year entry-level contract with Arizona on Apr. 17...Skated in two regular season games with Portland (AHL), totaling 1-1-2 and four PIM...Made his AHL debut vs. Providence, Apr. 18...Scored his first professional goal, assist and multi-point game (1-1-2) at Worcester, Apr. 19...Skated in his Calder Cup playoff debut at Manchester, Apr. 23...Tallied an assist at Manchester, Apr. 25.

### 2013-14 HIGHLIGHTS

Collected 6-8-14 and a plus-eight rating in 33 games with London...Made his OHL debut vs. Plymouth, Sept. 20... Recorded his first career OHL point (assist) vs. Saginaw, Sept. 27...Scored his first OHL goal vs. Windsor, Oct. 4... Had a four-game point streak (3-3-6) from Oct. 4-11.

### 2012-13 HIGHLIGHTS

Skated in nine games with Chicago (USHL)...Registered 2-3-5 and two PIM with the Steel...Totaled 19-33-52 and four PIM in 31 games with Chicago Mission U18.

### INTERNATIONAL

**2017:** Scored a goal and skated in eight games with Team USA at the 2017 World Championships in Cologne, Germany and Paris, France **2016:** Won a bronze medal with the U.S. National Junior team in the IIHF World Junior Championship in Helsinki, Finland...Totaled 3-5-8 in seven games...Named the U.S. Player of the Game in the semifinal game vs. Russia.

### PERSONAL

Nickname is "Devo"...Favorite player growing up was Jonathan Toews...Other favorites include: The Chainsmokers (Band) and "Step Brothers" (movie)...Most memorable hockey moment was winning the Memorial Cup with the London Knights in 2016...Enjoys golf.



# PACK FACT

Set the Coyotes rookie record for most face-off wins in a season with 471 FOW's.

## 2016-17 REAL TIME STATS

Hits: 72

FOW: 471

Shots: 88

### CAREER HIGHLIGHTS

<b>MOST GOALS/GAME:</b> 2 – 3 times (last 3/31/17 vs. WSH)	<b>MOST SHOTS/GAME:</b> 4 – 2/9/17 vs. MTL	<b>LONGEST POINT STREAK:</b> 2 games – 7 times (last 4/4/17 – 4/6/17)
<b>MOST ASSISTS/GAME:</b> 1 – 18 times (last 4/6/17 vs. VAN)	<b>LONGEST GOAL STREAK:</b> None	<b>CAREER HAT TRICKS:</b> None
<b>MOST POINTS/GAME:</b> 3 – 2/13/17 at CGY	<b>LONGEST ASSIST STREAK:</b> 2 games – 2 times (last 3/14/17 – 3/16/17)	<b>MULTIPLE POINT GAMES:</b> 5 (last 3/31/17 vs. WSH)
<b>MOST PIM/GAME:</b> 4 – 2/24/17 at DAL		


### FIRSTS

<b>FIRST COYOTES GAME:</b> 10/15/16 vs. PHI	<b>FIRST NHL GAME:</b> 10/15/16 vs. PHI
<b>FIRST COYOTES GOAL:</b> 11/3/16 vs. NSH	<b>FIRST NHL GOAL:</b> 11/3/16 vs. NSH
<b>FIRST COYOTES ASSIST:</b> 10/15/16 vs. PHI	<b>FIRST NHL ASSIST:</b> 10/15/16 vs. PHI

## CAREER STATISTICS

SEASON	TEAM	LEAGUE	GP	REGULAR SEASON								PLAYOFFS					
				G	A	PTS	PP	SH	GW	+/-	PIM	GP	G	A	PTS	PIM	
2012-13	Chicago	USHL	9	2	3	5	-	-	-	-	-	2	-	-	-	-	-
2013-14	London	OHL	33	6	8	14	1	1	2	8	0	-	-	-	-	-	
2014-15	London	OHL	66	41	68	109	14	2	5	33	24	10	5	8	13	0	
	Portland	AHL	2	1	1	2	0	0	0	2	4	5	0	1	1	0	
2015-16	London	OHL	59	52	69	121	22	3	11	56	27	18	14	21	35	4	
2016-17	Arizona	NHL	78	15	18	33	2	0	1	7	22	-	-	-	-	-	
<b>FRANCHISE AND NHL TOTALS</b>			<b>78</b>	<b>15</b>	<b>18</b>	<b>33</b>	<b>2</b>	<b>0</b>	<b>1</b>	<b>7</b>	<b>22</b>	<b>-</b>	<b>-</b>	<b>-</b>	<b>-</b>	<b>-</b>	





# 23 Oliver Ekman-Larsson

Drafted: Phoenix's 1st choice (1st round, 6th overall) in the 2009 Entry Draft

**Defense**

6'2" | 190

Shoots: Left

Born: July 17, 1991

Karlskrona, Sweden

Age: 26

**Career vs. NHL**

TEAM	GP	G	A	PTS	PIM
ANA	33	3	12	15	18
ARI	0	0	0	0	0
BOS	11	1	3	4	4
BUF	10	1	3	4	10
CGY	26	5	12	17	18
CAR	10	0	3	3	4
CHI	20	2	9	11	26
COL	21	4	7	11	12
CBJ	17	6	6	12	14
DAL	22	2	5	7	10
DET	18	2	6	8	10
EDM	28	9	14	23	4
FLA	9	3	4	7	4
LAK	34	7	9	16	12
MIN	20	1	4	5	12
MTL	10	4	5	9	10
NSH	22	3	9	12	20
NJD	10	2	1	3	4
NYI	10	2	4	6	8
NYR	10	1	5	6	4
OTT	10	1	3	4	12
PHI	10	5	1	6	22
PIT	11	0	4	4	12
SJS	31	5	6	11	20
STL	21	2	5	7	8
TBL	10	1	4	5	8
TOR	10	3	3	6	6
VAN	26	3	6	9	10
VGK	0	0	0	0	0
WSH	9	2	3	5	2
WPG	15	8	4	12	12
<b>Totals:</b>	<b>494</b>	<b>88</b>	<b>160</b>	<b>248</b>	<b>316</b>

**2016-17 HIGHLIGHTS**

Registered 12-27-39 in 79 games as an alternate captain with Arizona... Scored a team-leading eight PPGs... Led ARI defensemen and ranked second on the team in scoring... First on the team in TOI/G (24:36), Sft/G (29.5), TOI (1,944:37), PP TOI/G (3:41), power-play points (19)... Led Coyotes' defensemen in goals... His eight PPGs ranked tied for second among NHL blueliners... Has now scored 40 career PPGs, which ties him for the most PPGs by a defenseman in franchise history (F. Olausson)... Ranks third in franchise history in goals by a defenseman... Scored in back-to-back games to start the season vs. PHI, Oct. 15 and at OTT, Oct. 18... Tied a career high with two goals at NJD, Oct. 25... Scored at PHI, Oct. 27... Recorded a four-game point streak (3-2-5), Oct. 25 - Nov. 1... Earned an assist in three consecutive games (0-3-3), Dec. 1-5... Tallied 1-1-2 vs. EDM, Dec. 21... Tied a career best with three assists vs. WPG, Jan. 13... Posted a five-game point streak (0-6-6), Feb. 9-16... Had 1-1-2 at TBL, Mar. 21.

**2015-16 HIGHLIGHTS**

Led the team in scoring for the second consecutive season with 21-34-55 in 75 games... Named team MVP... Established career highs in assists (34), points (55), PPGs (12) and GWGs (8)... Set an NHL record for GWGs in a season by a defenseman when he scored his eighth GWG vs. DAL, Mar. 24... Became the second defenseman in franchise history to score 20+ goals in consecutive seasons (P. Housley in 1990-91/1991-92)... Ranked seventh among NHL defensemen in points and tied for second in goals and PPGs... His 12 PPGs were tied for the team lead and tied as the second-highest single-season PPG total by a defenseman in franchise history... Ranked second among League blueliners with 27 power-play points... Led the Coyotes in TOI/G (24:46)... Was first in the NHL in PP TOI/G (5:10)... Skated in a League-high 388:12 of PP TOI... His 55 points were tied as the second-most in season by a defenseman in Coyotes history (since 1996-97)... Tallied eight multi-point games... Scored a goal in the season opener at LAK, Oct. 9... Recorded 100th career assist vs. BOS, Oct. 17... Collected two assists at TOR, Oct. 26... Registered a seven-game point streak (3-4-7) from Nov. 7-19... Skated in a season-high 33:46 vs. NYR, Nov. 7... Scored a goal vs. CGY, Nov. 27... Notched a goal at NSH, Dec. 1... Scored two goals vs. LAK, Dec. 26... Tallied a career-high three assists vs. CHI, Dec. 29... Scored a goal vs. WPG, Dec. 31... Recorded a four-game point streak (3-4-7) from Jan. 7-14... Registered a career-high four points (1-3-4) vs. EDM, Jan. 12... Tied his career-high with nine shots vs. VAN, Feb. 10... Collected 1-2-3 vs. CHI, Feb. 4... Posted 1-2-3 vs. CGY, Feb. 12... Tallied 1-2-3 vs. MTL, Feb. 15... Tallied 200th career point at WSH, Feb. 22... Played in 400th career game at TBL, Feb. 23... Scored a goal in consecutive games at FLA, Feb. 25 and at PHI, Feb. 27... Recorded two assists at NSH, Apr. 7.

**2014-15 HIGHLIGHTS**

Led the team in scoring with 23-20-43 in 82 games on his way to being named team MVP... Only Coyote to play in all 82 games... Tied Phil Housley's franchise record for goals by a defenseman in a season... Led ARI and all NHL defensemen in goals, game-winning goals (7) and power-play goals (10)... Matched the NHL record for GWGs in a season by a defenseman... Ranked tied for second in the NHL in OT goals (3)... Established a NHL record for most goals in a season by a Swedish-born defenseman... Led the team and ranked second among NHL defensemen in shots (264)... Led the team and ranked 10th among NHL defensemen in TOI/G (25:12)... Led the team in SH TOI (210:30), PP TOI (318:35) and Sft/G (29.6)... Had six multi-point games... Collected 2-1-3 vs. SJS, Apr. 4... Posted 1-1-2 at BUF, Mar. 26... Collected two assists at DET, Mar. 24... Scored his 20th goal of the season vs. VAN, Mar. 22... Scored twice vs. COL, Mar. 19... Scored a goal at COL, Feb. 16... Collected two assists at CHI, Feb. 9... Scored a goal vs. DET, Feb. 7... Scored the GWG on the PP at CBJ, Feb. 3... Had a goal at MTL, Feb. 1... Scored a SHG at TOR, Jan. 29... Notched a goal at WPG, Jan.

18... Recorded the GWG on the PP vs. WPG, Jan. 8... Had a PPG vs. CBJ, Jan. 3... Scored the GWG on the PP vs. PHI, Dec. 29... Recorded a PPG at VAN, Dec. 22... Notched the GWG vs. EDM, Dec. 16... Collected 1-1-2 vs. MIN, Dec. 13... Scored a goal in back-to-back games at EDM, Dec. 1 and at CGY, Dec. 2... Had a goal vs. WSH, Nov. 18... Recorded the GWG on the PP vs. FLA, Oct. 25... Had the GWG on the PP vs. LAK, Oct. 11.

**2013-14 HIGHLIGHTS**

Established career highs in goals (15), assists (29), points (44), PPGs (8), GWGs (6) and PIM (50) in 80 games... Ranked fifth among NHL defensemen in goals and 14th in points... Ranked tied for first among NHL defensemen in GWGs and tied for third in PPGs... Led the team in TOI/game (25:53) and ranked sixth among all NHL defensemen... Led the team in Sft/G (29.4), ranked first in SH/TOI and was second in PP/TOI... Ranked third on the team in shots (199) and had six multi-point games... Scored a goal at CBJ, Apr. 8... Posted 1-1-2 vs. EDM, Apr. 4... Scored a PPG at NYR, Mar. 24... Scored a PPG vs. BOS, Mar. 22... Scored a goal at FLA, Mar. 11... Recorded 1-1-2 and his 100th career point vs. MTL, Mar. 6... Had 2 assists at COL, Feb. 28... Scored a goal at WPG, Feb. 27... Scored two goals, including the game winner, vs. LAK, Jan. 28... Skated in a career-high 34:57 of ice time at VAN, Jan. 26... Scored a goal at WPG, Jan. 13 and at STL, Jan. 14... Recorded a point in four straight games (1-4-5) from Nov. 6-14... Recorded 1-2-3 vs. EDM, Oct. 26... Scored the GWG at PHI, Oct. 11... Notched a goal at SJS, Oct. 5.

**2012-13 HIGHLIGHTS**

Recorded 3-21-24 in 48 games to rank fifth on the team and second among defensemen in scoring... Had a plus-5 rating and 26 PIM... Led the team in assists (21), TOI/game (25:05) and shifts/game (28.7)... Ranked fourth on the team in shots (101), fifth in takeaways (21) and sixth in hits (73)... Led the team in SH TOI/G (3:00) and PP TOI/G (3:40)... Had six multi-point games... Tallied two assists vs. COL, Apr. 6... Recorded two assists vs. ANA, Mar. 4... Skated in a season-high 30:16 at VAN, Feb. 26... Registered two assists and was a plus-3 vs. CGY, Feb. 18... Scored a goal at COL, Feb. 11... Collected two assists at DAL, Feb. 1... Posted two goals (2-1-3) with a plus-3 rating and matched a season-high with six shots vs. CBJ, Jan. 23.

**2011-12 HIGHLIGHTS**

Posted career highs in goals (13), assists (19), points (32) and games (82)... One of six Coyotes to play in all 82 games... First on the team in shifts/game (26.2) and second in TOI/G (22:06)... Ranked second on the team in blocked shots (92) and third in hits (140)... Scored his 13th goal (GWG) vs. ANA, Mar. 31... Skated in a career-high 31:01 of ice time at DAL, Mar. 20... Posted a three-game goal streak (3-2-5) from Mar. 12-15... Scored a PPG and had an assist in a 5-4 win at VAN, Mar. 14... Posted 1-1-2 and a plus-3 rating at NSH, Mar. 12... Scored a goal at EDM, Feb. 25... Blocked a career-high six shots vs. SJS, Feb. 4... Recorded 0-2-2 at CBJ, Jan. 13... Recorded 1-1-2 vs. NYI, Jan. 7... Recorded 1-1-2 vs. EDM, Dec. 15... Scored the GDG at CHI, Dec. 5... Notched 1-1-2 vs. ANA, Nov. 23... Scored a goal at TOR, Nov. 15... Recorded the first two-goal game of his career vs. WPG, Oct. 15... Scored his second career NHL goal at SJS, Oct. 8... **2012 Playoffs:** Recorded 1-3-4 in 16 postseason games... Led the team in TOI/G (25:46) and was second in shifts/game (32.2)... Played in all five games of the WCF against LAK... Appeared in all five games of the WCSF against NSH... Had an assist in Game 1 vs. NSH, Apr. 27... Recorded 1-2-3 in all six games of the WCQF against CHI... Scored his first career postseason goal (GWG), while collecting his first multi-point game (1-1-2) in Game 6 at CHI, Apr. 23... Made his Stanley Cup Playoff debut in Game 1 of the WCQF vs. CHI, Apr. 12; skating in a postseason career high 31:14 of ice time.

## PACK FACT

Enters 2017-18 tied with Fredrik Olausson (40 goals) for the most power-play goals by a defenseman in franchise history.

### 2010-11 HIGHLIGHTS

In his first professional season, appeared in 48 games with Phoenix, recording 1-10-11... Also played in 15 games with San Antonio (AHL), collecting 3-7-10... Collected an assist at SJS, Feb. 1... Recorded career-high five hits vs. LAK, Jan. 22... Netted first career NHL goal vs. SJS, Jan. 17... Posted a three-game point streak (1-2-3) from Jan. 13-17... Collected an assist vs. BUF, Jan. 8... Recorded an assist vs. MIN, Dec. 9; after being recalled from San Antonio (AHL) earlier in the day... Recorded his first NHL point (assist) against CAR on Oct. 23... Skated in 23:47 in season-opening win against the Bruins... Made his NHL debut vs. BOS, Oct. 9.

### 2009-10 HIGHLIGHTS

Played in 42 games for Leksand in Sweden's second-highest professional league, recording 9-18-27 and 98 PIM... Ranked second on the team and tied for seventh in the league in points by a defenseman... Led all players under the age of 19 in league scoring... Collected 2-4-6 in 10 playoff games.

### 2008-09 HIGHLIGHTS

Played in 39 games for Leksand (Sweden-2), collecting 3-14-17 and 32 PIM... Led the league in plus/minus with a plus-44 rating... Led all players under the age of 18 in scoring for the season (no other 17-year-old had more than six points on the season)... Tallied 2-2-4 in eight playoff games.

### 2007-08 HIGHLIGHTS

Played in 27 games for Tingsryd of the Swedish junior league (Sweden-3), recording 3-5-8 and 10 PIM... Helped Smaland win Sweden's national tournament, TV-Pucken... Recorded 4-3-7 in eight games and was named the tournament's best defenseman.

### INTERNATIONAL CAREER

**2017:** Won a gold medal with Sweden at the IIHF World Championship in Cologne, Germany and Paris, France... Scored two goals and posted 2-3-5 in eight games... **2016:** Skated in four games with Sweden at the World Cup of Hockey in Toronto... **2015:** Recorded 2-10-12 in eight games and was a plus-4 with Sweden at the IIHF World Championship in the Czech Republic... **2014:** Won a silver medal with Sweden at the Olympics in Sochi, Russia... Collected 0-3-3 in six games... **2011:** Won a silver medal at the IIHF World Championship in Slovakia... Recorded 1-3-4 and a plus-5 rating in seven games... Averaged 17:19 of ice time per game and took 24 shots... **2010:** Won a bronze medal at both the IIHF World Junior Championship in Saskatoon and Saskatchewan and IIHF World Championship in Germany... Registered 2-3-5 with 12 PIM and a plus-5 rating in six games at the WJC... Tied for the team lead in points by defensemen... Ranked tied for sixth in scoring among all defensemen in the tournament... Selected as one of Sweden's top three players for the tournament by opposing coaches... Collected 1-2-3 and a plus-3 rating in nine games in the IIHF World Championship... Recorded 20:02 TOI in the bronze medal game vs. Germany... **2009:** Represented Team Sweden at the IIHF U-18 World Championship in Fargo, North Dakota and Moorhead, Minnesota, collecting 2-6-8 in six games and helping Sweden to a fifth place finish.

### PERSONAL

Favorite player growing up was Nicklas Lidstrom... Spends the summer in Sweden with family and friends... Enjoys playing tennis in his spare time... Favorite movie is "American Pie"... Other favorites include: Abba (band) and "Two and a Half Men" (TV show)... Most memorable hockey moment was representing Sweden in the 2010 IIHF World Championship... If he weren't a hockey player, he would like to coach hockey.

## 2016-17 REAL TIME STATS

Hits: 112

Blocks: 85

Shots: 145

### CAREER HIGHLIGHTS


<b>MOST GOALS/GAME:</b> 2 – 7 times (last 10/25/16 at NJD)	<b>MOST SHOTS/GAME:</b> 9 – 2 times (last 2/10/16 vs. VAN)	<b>LONGEST POINT STREAK:</b> 7 games – 11/7/15-11/19/15
<b>MOST ASSISTS/GAME:</b> 3 – 3 times (last 1/13/17 vs. WPG)	<b>LONGEST GOAL STREAK:</b> 3 games – 3/12/12 – 3/15/12	<b>CAREER HAT TRICKS:</b> None
<b>MOST POINTS/GAME:</b> 4 – 1/12/16 vs. EDM	<b>LONGEST ASSIST STREAK:</b> 5 games – 2/9/17 – 2/16/17	<b>MULTIPLE POINT GAMES:</b> 39 (last 4/2/17 at LAK)
<b>MOST PIM/GAME</b> 14 – 3/26/16 vs. PHI		

### FIRSTS

<b>FIRST COYOTES GAME:</b> 10/9/10 at BOS	<b>FIRST NHL GAME:</b> 10/9/10 at BOS
<b>FIRST COYOTES GOAL:</b> 1/17/11 vs. SJS	<b>FIRST NHL GOAL:</b> 1/17/11 vs. SJS
<b>FIRST COYOTES ASSIST:</b> 10/23/10 vs. CAR	<b>FIRST NHL ASSIST:</b> 10/23/10 vs. CAR

## CAREER STATISTICS

SEASON	TEAM	LEAGUE	GP	REGULAR SEASON								PLAYOFFS				
				G	A	PTS	PP	SH	GW	+/-	PIM	GP	G	A	PTS	PIM
2007-08	Tingsryd	Sweden-3	27	3	5	8	-	-	-	-	10	-	-	-	-	-
2008-09	Leksand	Sweden-2	39	3	14	17	-	-	-	-	32	8	2	2	4	6
2009-10	Leksand	Sweden-2	42	9	18	27	-	-	-	-	98	10	2	4	6	8
2010-10	Phoenix	NHL	48	1	10	11	0	0	0	3	24	-	-	-	-	-
	San Antonio	AHL	15	3	7	10	1	0	0	-3	16	-	-	-	-	-
2011-12	Phoenix	NHL	82	13	19	32	2	1	2	0	32	16	1	3	4	8
2012-13	Portland	AHL	20	7	14	21	3	0	2	5	28	-	-	-	-	-
	Phoenix	NHL	48	3	21	24	0	0	1	5	26	-	-	-	-	-
2013-14	Phoenix	NHL	80	15	29	44	8	0	6	-4	50	-	-	-	-	-
2014-15	Arizona	NHL	82	23	20	43	10	1	7	-18	40	-	-	-	-	-
2015-16	Arizona	NHL	75	21	34	55	12	0	8	-6	96	-	-	-	-	-
2016-17	Arizona	NHL	79	12	27	39	8	0	1	-25	48	-	-	-	-	-
<b>FRANCHISE AND NHL TOTALS</b>			<b>494</b>	<b>88</b>	<b>160</b>	<b>248</b>	<b>40</b>	<b>2</b>	<b>25</b>	<b>-45</b>	<b>316</b>	<b>16</b>	<b>1</b>	<b>3</b>	<b>4</b>	<b>8</b>



# 36 Christian Fischer

**Drafted:** Arizona's 3rd choice (2nd round, 32nd overall) in the 2015 Entry Draft

**2016-17 HIGHLIGHTS**

Appeared in seven games with the Coyotes... Scored three goals including one GWG... Made NHL debut and scored first career goal vs. TBL, Jan. 21... Scored a goal vs. FLA, Jan. 23... Recorded first two-game goal streak of his career, Jan. 21-23... Became 11th player in Coyotes history to score a goal in his NHL debut... Is also the first player in franchise history to score a goal in each of his first two career NHL games... He is the third player in Coyotes history to score three goals in his first four career NHL games... Netted a goal and tallied four shots at TBL, Mar. 21... Registered 20-27-47 in 57 games with Tucson (AHL)... Scored five PPG's and four GWG's... Led the Roadrunners in goals and was second on the team in points... Ranked eighth among AHL rookies in goals... Recorded a six-game point streak (2-4-6) from Oct. 28 - Nov. 18... Scored a hat trick at SA, Dec. 16... Posted a seven-game point streak (7-7-14), Dec. 9-28... Tallied 1-2-3 vs. TEX, Jan. 13... Had a goal and two assists vs. SJ, Feb. 24... Totaled 11 multi-point games with Tucson... Selected as a 2017 AHL All-Star.

**2015-16 HIGHLIGHTS**

Signed a three-year entry-level contract with Arizona on Aug. 20... Led Windsor (OHL) in scoring with 40-50-90 in 66 games, which were the most single season points in Windsor history since the 2010-11 season... Ranked 10th in goals and points and was tied for 12th in assists among OHL skaters... Recorded a season-long 12-game point streak (14-8-22) from Feb. 20 - Mar. 18... Scored a goal in four consecutive games (7-3-10) from Feb. 27- Mar. 5... Totaled 25 multi-point games including four four-point games... Registered 12 multi-goal games... Collected 1-2-3 in five playoff games... Skated in six games with Springfield (AHL), notching 2-1-3... Scored his first AHL goal in two-goal performance vs. POR, Apr. 16.

**2014-15 HIGHLIGHTS**

Recorded 31-33-64 and 22 PIM in 66 games with USA U-18 (USHL)... Ranked fifth on the U.S. U-18 Team in points and third in goals... Set a USHL record for the fastest goal to start a game when he scored six seconds into the first period on Mar. 5 vs. Omaha.

**2013-14 HIGHLIGHTS**

Registered 19-23-42 and 23 PIM in 54 games with the USA U-17 team.

**INTERNATIONAL CAREER**

**2015:** Won gold with U.S. Men's National U-18 Team at the IIHF U-18 World Championship in Zug and Lucerne, Switzerland... Totaled 1-7-8 in seven games... Member of the second-place U.S. National Under-18 Team at the 2015 Under-18 Five Nations Tournament in Kravare and Poruba, Czech Republic... Tallied 2-1-3 in four games... **2014:** Member of the first-place U.S. National Under-18 Team at the Under-18 Four Nations Tournament in Sundsvall, Sweden... Recorded 1-1-2 in four games... Member of the U.S. National Under-17 Team that won the World Under-17 Hockey Challenge title in Sydney, Nova Scotia... Recorded 2-4-6 in six contests... **2013:** Member of the U.S. National Under-17 Team that captured the Under-17 Four Nations Tournament championship in Prievidza, Slovakia... Notched a goal and an assist in four games.

**PERSONAL**

Nickname is "Fish"... Patrick Kane was his favorite player growing up... Drake is his favorite music artist... Miracle is his favorite movie... Enjoys golf... Scoring his first NHL goal is his most memorable hockey moment.

**Right Wing**

**6'2" | 212**

**Shoots: Right**

**Born: April 15, 1997**

**Chicago, Illinois**

**Age: 20**

Career vs. NHL						
TEAM	GP	G	A	PTS	PIM	
ANA	0	0	0	0	0	
ARI	0	0	0	0	0	
BOS	0	0	0	0	0	
BUF	0	0	0	0	0	
CGY	0	0	0	0	0	
CAR	0	0	0	0	0	
CHI	0	0	0	0	0	
COL	0	0	0	0	0	
CBJ	0	0	0	0	0	
DAL	0	0	0	0	0	
DET	0	0	0	0	0	
EDM	0	0	0	0	0	
FLA	2	1	0	1	0	
LAK	0	0	0	0	0	
MIN	0	0	0	0	0	
MTL	0	0	0	0	0	
NSH	0	0	0	0	0	
NJD	0	0	0	0	0	
NYI	0	0	0	0	0	
NYR	0	0	0	0	0	
OTT	0	0	0	0	0	
PHI	0	0	0	0	0	
PIT	0	0	0	0	0	
SJS	0	0	0	0	0	
STL	1	0	0	0	0	
TBL	2	2	0	2	0	
TOR	0	0	0	0	0	
VAN	1	0	0	0	0	
VGK	0	0	0	0	0	
WSH	1	0	0	0	0	
WPG	0	0	0	0	0	
<b>Totals:</b>	<b>7</b>	<b>3</b>	<b>0</b>	<b>3</b>	<b>0</b>	

# PACK FACT

Became the first player in franchise history to score a goal in each of his first two career NHL games.

## 2016-17 REAL TIME STATS

Hits: 9

Shots: 10

TOI/G: 12:19

### CAREER HIGHLIGHTS


### FIRSTS

<b>MOST GOALS/GAME:</b> 1 – 3 times (last 3/21/17 at TBL)	<b>MOST SHOTS/GAME:</b> 4 – 3/21/17 at TBL	<b>LONGEST POINT STREAK:</b> 2 games – 1/21/17 – 1/23/17	<b>FIRST COYOTES GAME:</b> 1/21/17 vs. TBL	<b>FIRST NHL GAME:</b> 1/21/17 vs. TBL
<b>MOST ASSISTS/GAME:</b> None	<b>LONGEST GOAL STREAK:</b> 2 games – 1/21/17 – 1/23/17	<b>CAREER HAT TRICKS:</b> None	<b>FIRST COYOTES GOAL:</b> 1/21/17 vs. TBL	<b>FIRST NHL GOAL:</b> 1/21/17 vs. TBL
<b>MOST POINTS/GAME:</b> 1 – 3 times (last 3/21/17 at TBL)	<b>LONGEST ASSIST STREAK:</b> None	<b>MULTIPLE POINT GAMES:</b> None	<b>FIRST COYOTES ASSIST:</b> None	<b>FIRST NHL ASSIST:</b> None
<b>MOST PIM/GAME:</b> None				

## CAREER STATISTICS

SEASON	TEAM	LEAGUE	GP	REGULAR SEASON								PLAYOFFS				
				G	A	PTS	PP	SH	GW	+/-	PIM	GP	G	A	PTS	PIM
2013-14	U.S. National U-17 Team	USHL	54	19	23	42	-	-	-	-	25	-	-	-	-	-
2014-15	U.S. National U-17 Team	USHL	66	31	33	64	-	-	-	-	22	-	-	-	-	-
2015-16	Windsor	OHL	66	40	50	90	10	0	6	35	34	5	1	2	3	0
	Springfield	AHL	6	2	1	3	2	0	0	-6	0	-	-	-	-	-
2016-17	Tucson	AHL	57	20	27	47	5	1	4	-17	28	-	-	-	-	-
	Arizona	NHL	7	3	0	3	0	0	1	0	0	-	-	-	-	-
<b>FRANCHISE &amp; NHL TOTALS</b>			<b>7</b>	<b>3</b>	<b>0</b>	<b>3</b>	<b>0</b>	<b>0</b>	<b>1</b>	<b>0</b>	<b>0</b>	-	-	-	-	-





# 33 Alex Goligoski

**Drafted:** Pittsburgh's 3rd choice (2nd round, 61st overall) in the 2004 Entry Draft  
**Acquired:** From Dallas in exchange for a fifth round draft choice in the 2016 Entry Draft and then signed on June 22, 2016

**Defense**

5'11" | 178

Shoots: Left

Born: July 30, 1985

Grand Rapids, Minnesota

Age: 32

**Career vs. NHL**

TEAM	GP	G	A	PTS	PIM
ANA	30	5	9	14	14
ARI	24	0	2	2	6
BOS	20	1	6	7	10
BUF	20	7	10	17	8
CGY	23	0	8	8	6
CAR	17	2	7	9	6
CHI	27	1	13	14	12
COL	25	2	8	10	4
CBJ	19	4	6	10	2
DAL	5	0	2	2	0
DET	19	1	8	9	12
EDM	21	0	7	7	8
FLA	15	1	6	7	4
LAK	29	4	17	21	10
MIN	30	5	10	15	8
MTL	17	4	9	13	14
NSH	29	5	16	21	10
NJD	24	2	7	9	10
NYI	22	2	11	13	4
NYR	20	1	9	10	6
OTT	16	2	7	9	2
PHI	24	3	9	12	6
PIT	10	0	4	4	2
SJS	28	1	9	10	14
STL	28	3	12	15	6
TBL	16	3	9	12	8
TOR	17	0	9	9	10
VAN	24	1	9	10	8
VGK	0	0	0	0	0
WSH	18	1	5	6	4
WPG	27	0	8	8	14
<b>Totals:</b>	<b>644</b>	<b>61</b>	<b>252</b>	<b>313</b>	<b>228</b>

**2016-17 HIGHLIGHTS**

Registered 6-30-36 and 28 PIM in 82 games with the Coyotes...Only ARI player to skate in all 82 games...Has played in 164 consecutive games as well as 430 of his team's previous 433 contests...Finished fourth on the team in scoring...Led ARI defensemen and was second on the team in assists...Is one of four active NHL defensemen to post eight consecutive 20 assist seasons...His 130 assists since 2013-14 are tied for 19th-most among League blueliners...Led the team in SH TOI/G (2:27) and SH TOI (202:02)...Ranked second among ARI defensemen in TOI/G (23:19), TOI (1,913) and shifts/game (28.7)...First on the team with 143 blocked shots...Tallied an assist in team debut vs. PHI, Oct. 15...Notched two assists at OTT, Oct. 18...Posted 1-1-2 vs. NSH, Dec. 10...Skated in 600th NHL game at VAN, Jan. 4...Had a three-game point streak (1-3-4), Feb. 2-9...Earned two assists at LAK, Feb. 16...Recorded three-game assist streak (0-3-3), Feb.23-26...Recorded his 300th NHL point at CHI, Feb. 23...Scored in back-to-back games (2-0-2), Mar. 2-3...Scored and added an assist vs. DET, Mar. 16...Registered a four-game point streak (1-3-4), Mar. 27 - Apr. 2.

**2015-16 HIGHLIGHTS**

Skated in all 82 games with the Stars, recording 5-32-37... Finished second among team defensemen in points and assists...His plus-21 rating ranked second on DAL and tied for 17th in the NHL...Finished second on the team in TOI/G (23:50)...Played in his 500th NHL game at WSH, Nov. 19... Tallied his 200th career assist vs. MTL, Dec. 19...Had six multi-point games...Collected three assists at VAN, Dec. 3...Recorded a four-game assist streak (0-5-5) from Feb. 29 - Mar. 6...Had two assists and was plus-five vs. NSH, Mar. 29...**2016 Playoffs:** Skated in 13 Stanley Cup Playoff games with DAL, registering 4-3-7...Finished first among Stars defensemen and fourth on the team in postseason scoring...Earned a point in four straight games (3-1-4) from Apr. 22 - May 1.

**2014-15 HIGHLIGHTS**

Finished third among DAL defensemen with 36 points (4-32-36) in 81 games...Led Stars defensemen and ranked fourth on the team in assists...Became one of just four NHL defensemen to record at least 20 assists in each of their previous six seasons...He was also one of eight blueliners to registered six consecutive 25-point seasons...Led the Stars with 157 blocked shots and ranked fourth with 100 hits... Led the team in TOI/G (23:48) for the fifth straight season... Tallied 11 multi-point games...Skated in his 400th career NHL game vs. CHI, Oct. 9...Had two assists at PIT, Oct. 16 and at NYI, Oct. 25...Posted 1-1-2 vs. TBL, Feb. 5...Notched two assists and was plus-three at CHI, Jan. 18.

**2013-14 HIGHLIGHTS**

Led DAL defensemen with 42 points (6-36-42) in 81 games...Finished tied for 21st among NHL defensemen in points...Also ranked third on the Stars in points and assists...Established a career high for assists in a season, which were tied for ninth in the NHL among defensemen... Led the Stars in TOI/G (24:18)...Ranked tied for third on the team and first among defensemen in power-play points (3-12-15)...His 22 home assists ranked third on DAL... Blocked a team-leading 154 shots...Finished first among Stars defensemen with 141 shots...Tallied three assists and was plus-four at CGY, Nov. 14...Registered two assists and a plus-four rating vs. PHI, Dec. 7...Skated in a season-high 31:58 and notched an assist at SJS, Dec. 21...Had two assists vs. NSH, Dec. 27...Posted two assists with a plus-three rating vs. TOR, Jan. 23...Recorded a four-game assist streak (0-7-7) from Jan. 21 - Jan. 27...Had a five-game point streak (3-3-6) from Mar. 3 - Mar. 11...Tied a career high with four points and set a new career high for assists in a game (0-4-4) and had a plus-five rating vs. NSH, Mar. 28...**2014 Playoffs:** Appeared in six games against ANA in the WCQF...Recorded 1-3-4 and a team-best plus-seven rating.

**2012-13 HIGHLIGHTS**

Led Stars defensemen in points (3-24-27 in 47 games) for the second consecutive season...Also led DAL blueliners in shots (80)...Led the team and ranked tied for fifth among NHL defensemen with 24 assists...Tied for the team lead with a plus-four rating...Averaged a team-leading 22:23 TOI/G...Notched five multi-point games...Earned his 100th NHL assist vs. STL, Jan. 26...Skated in his 300th NHL game at LAK, Mar. 21...Collected two assists and his 200th career point vs. LAK, Mar. 31...Scored a goal and added an assist at LAK, Apr. 21.

**2011-12 HIGHLIGHTS**

Appeared in 71 games in his first full season with the Stars... Recorded 9-21-30 and two PPGs...Led DAL defensemen in goals, assists (tied) and points...Lead the team in TOI/G (22:46)...Ranked sixth on the team in shots (140) and fifth in blocked shots (93)...Notched five multi-point games... Scored a goal and added an assist vs. COL, Nov. 4...Posted 1-1-2 at LAK, Jan. 12...Skated in a season-high 30:09 vs. SJS, Mar. 8.

**2010-11 HIGHLIGHTS**

Totaled 14-32-46 in 83 games with PIT and DAL... Established career highs in games played, points, goals and PPGs (7)...Started the season with PIT, recording 9-22-31 and a plus-20 rating in 60 contests with the Penguins... Acquired by DAL from PIT in exchange for forward James Neal and defenseman Matt Niskanen on Feb. 21, 2011... Collected 5-10-15 in 23 games for the Stars...Scored a career-high four GWGs...Started the season with a seven-game point streak (3-4-7) from Oct. 7 - 18...Netted his first career GWG vs. NYI, Oct. 15...Recorded a season-best plus-four rating and the GWG vs. BUF, Dec. 11...Set a career high with four points (1-3-4) vs. TBL, Jan. 5...Scored twice and added an assist at MTL, Jan. 12...Made his Stars debut against NJD, Feb. 22...Tallied his first point with DAL (assist) at DET, Feb. 24...Scored a goal for his 100th career NHL point vs. ANA, Mar. 23...Skated in his 200th career NHL contest and had 1-1-2 at MIN, Apr. 10.

# PACK FACT

Is one of four active defensemen to post eight consecutive 20 assist seasons (Keith, Ryan, Duncan).

### 2009-10 HIGHLIGHTS

Registered 8-29-37 in 69 games in his first full season with PIT...Finished second among Penguins' defensemen in goals, assists, points, PPGs (2)...Ranked third among PIT blueliners in TOI/G (21:33) and shots (98)...Collected six multi-assist games...Recorded a seven-game point streak (4-4-8), Oct. 14 – 30...Had a three-game goal streak (3-0-3), Oct. 24 – 30...Skated in a season-high 28:25 TOI at BOS, Nov. 10...Scored a goal and played in his 100th career NHL game at NYR, Mar. 4...**2010 Playoffs:** Totaled nine points (2-7-9) in 13 Stanley Cup Playoff games with PIT...Tied for first among team defensemen with a plus-four rating...Scored a goal in Game 1 of ECQF vs. OTT...Scored his first career playoff PPG and added an assist in Game 1 of ECSF vs. MTL.

### 2008-09 HIGHLIGHTS

Appeared in 45 games with PIT, recording 6-14-20...Posted a plus-five rating...Scored four PPGs and eight power-play points...Scored his first career goal/PPG vs. OTT, Oct. 5...Notched his first career multi-point game (1-1-2) vs. BUF, Nov. 15...Posted a four-game point streak (1-3-4) from Nov. 1 -11...Registered the first multi-goal game of his career (2-1-3) at BUF, Dec. 22...Also appeared in 26 games with Wilkes-Barre/Scranton...Recorded 2-16-18...**2009 Playoffs:** Won the 2009 Stanley Cup with the Penguins...Appeared in two games and notched an assist...Made his Stanley Cup Playoffs debut in Game 5 of the ECSF at WSH, May 9...Registered his first career postseason point (assist) in Game 6 of ECSF vs. WSH, May 11...Also tallied a goal and five assists in nine Calder Cup Playoff contests with Wilkes-Barre/Scranton.

### 2007-08 HIGHLIGHTS

Skated in three games with PIT, recording two assists...Made his NHL debut vs. BOS, Feb. 13...Registered his first NHL point (assist) at OTT, Mar. 1...Totaled 10-28-38 in 70 games with Wilkes-Barre/Scranton...Tied for second on the team with a plus-15 rating...Also ranked tied for third in assists...Led team defensemen in points...Collected a career-best four assists (0-4-4) vs. Norfolk, Dec. 31.

### INTERNATIONAL

**2012:** Represented Team USA at the 2012 IIHF World Championship in Finland and Sweden...Posted 1-4-5 in eight games...**2005:** Skated in seven games with Team USA at the 2005 World Junior Championship in North Dakota and Minnesota, recording one point (0-1-1).

### PERSONAL

Nickname is "Goose"...Favorite player growing up was Nick Lindstrom...Favorite artist is Chris Stapleton..."Shawshank Redemption" is his favorite movie...Enjoys golf and baseball...He and his wife, Amanda, have a son, Roman.

## 2016-17 REAL TIME STATS

Hits: 137

Blocks: 143

Shots: 112

### CAREER HIGHLIGHTS

<b>MOST GOALS/GAME:</b> 2 – 2 times (last: 1/12/11 at MTL)*	<b>MOST SHOTS/GAME:</b> 9 – 3/29/11 at PHX#	<b>LONGEST POINT STREAK:</b> 8 games – 4/11/10 – 10/18/10*
<b>MOST ASSISTS/GAME:</b> 4 – 3/28/14 vs. NSH#	<b>LONGEST GOAL STREAK:</b> 3 games – 3 times (last 3/3/14 – 3/6/14)#	<b>CAREER HAT TRICKS:</b> None
<b>MOST POINTS/GAME:</b> 4 – 2 times (last: 3/28/14 vs. NSH)#	<b>LONGEST ASSIST STREAK:</b> 4 games – 2 times (last: 2/29/16 – 3/6/16)#	<b>MULTIPLE POINT GAMES:</b> 54 – last 3/16/17 vs. DET&
<b>MOST PIM/GAME:</b> 4 – 11 times (last 3/16/17 vs. DET)&		


### FIRSTS

<b>FIRST COYOTES GAME:</b> 10/15/16 vs. PHI	<b>FIRST NHL GAME:</b> 2/13/08 vs. BOS*
<b>FIRST COYOTES GOAL:</b> 12/10/16 vs. NSH	<b>FIRST NHL GOAL:</b> 10/5/08 vs. OTT*
<b>FIRST COYOTES ASSIST:</b> 10/15/16 vs. PHI	<b>FIRST NHL ASSIST:</b> 3/1/08 at OTT*

\*w/ PIT, #w/DAL, &w/ARI

### CAREER STATISTICS

SEASON	TEAM	LEAGUE	REGULAR SEASON									PLAYOFFS				
			GP	G	A	PTS	PP	SH	GW	+/-	PIM	GP	G	A	PTS	PIM
2003-04	Sioux Falls	USHL	10	0	2	2	-	-	-	-5	6	-	-	-	-	-
2004-05	Minnesota	NCAA	33	5	15	20	3	-	-	-	44	-	-	-	-	
2005-06	Minnesota	NCAA	41	11	28	39	4	-	1	-	63	-	-	-	-	
2006-07	Minnesota	NCAA	44	9	30	39	-	-	3	-	51	-	-	-	-	
2007-08	Pittsburgh	NHL	3	0	2	2	0	0	0	2	2	-	-	-	-	
	Wilkes-Barre	AHL	70	10	28	38	7	0	4	15	53	23	4	24	28	18
2008-09	Pittsburgh	NHL	45	6	14	20	4	0	0	5	16	2	0	1	1	0
	Wilkes-Barre	AHL	26	2	16	18	1	0	0	-1	16	9	1	5	6	10
2009-10	Pittsburgh	NHL	69	8	29	37	2	0	0	7	22	13	2	7	9	2
2010-11	Pittsburgh	NHL	60	9	22	31	4	0	4	20	28	-	-	-	-	-
	Dallas	NHL	23	5	10	15	3	0	0	0	12	-	-	-	-	-
2011-12	Dallas	NHL	71	9	21	30	2	0	1	0	16	-	-	-	-	-
2012-13	Dallas	NHL	47	3	24	27	0	0	0	4	18	-	-	-	-	-
2013-14	Dallas	NHL	81	6	36	42	3	0	0	9	28	6	1	3	4	8
2014-15	Dallas	NHL	81	4	32	36	0	0	0	0	24	-	-	-	-	-
2015-16	Dallas	NHL	82	5	32	37	1	0	1	21	34	13	4	3	7	6
2016-17	Arizona	NHL	82	6	30	36	1	1	0	-9	28	-	-	-	-	-
<b>FRANCHISE TOTALS</b>			<b>82</b>	<b>6</b>	<b>30</b>	<b>36</b>	<b>1</b>	<b>1</b>	<b>0</b>	<b>-9</b>	<b>28</b>	<b>-</b>	<b>-</b>	<b>-</b>	<b>-</b>	<b>-</b>
<b>NHL TOTALS</b>			<b>644</b>	<b>61</b>	<b>252</b>	<b>313</b>	<b>20</b>	<b>1</b>	<b>6</b>	<b>59</b>	<b>228</b>	<b>34</b>	<b>7</b>	<b>14</b>	<b>21</b>	<b>16</b>



# 4 Niklas Hjalmarsson

**Drafted:** Chicago's 5th choice (4th round, 108th overall) in the 2005 Entry Draft  
**Acquired:** From Chicago in exchange for Connor Murphy and Laurent Dauphin on June 23, 2017

**2016-17 HIGHLIGHTS**

Registered 5-13-18 with 20 PIM in 73 games with CHI... Posted a plus-12 rating...Set a career high for goals in a season...Led the Blackhawks in blocked shots (181), SH TOI/G (2:48) and SH TOI (204:25)...His 181 blocked shots were a career high...Finished third on the team in TOI/G (21:29)...Tallied 1-1-2 vs. NSH, Jan. 8...Skated in his 600th NHL game vs. WPG, Jan. 26...**2017 Playoffs:** Skated in all four Stanley Cup Playoff games vs. NSH... Holds the franchise record for most playoff appearances by a defenseman (128).

**2015-16 HIGHLIGHTS**

Skated in 81 games with the Blackhawks...Totaled 2-22-24 with 32 PIM...Was plus-13...Tied a career high for assists in a season...Led CHI in shorthanded TOI (232:22), SH TOI/G (2:52), shifts/g (tied - 30.8)...Third on the team in TOI/G (22:22)...Ranked second on the team with 151 blocked shots...Tied for third on the team in plus-minus... Became the 13th defenseman in franchise history to reach the 500-game mark vs. VAN, Dec. 13...Posted 1-1-2 vs. BUF, Jan. 8...Skated in a season-high 27:21 of ice time at NSH, Jan. 19...Registered his 100th career assist vs. TOR, Feb. 15...**2016 Playoffs:** Tallied one assist in seven postseason games vs. STL.

**2014-15 HIGHLIGHTS**

Played in all 82 regular season games with CHI...Totaled 3-16-19 and 44 PIM...Ranked second on the team in plus-minus (+25) and blocked shots (127)...Led the team in SH TOI (198:34) and SH TOI/G (tied - 2:25)...Skated in his 400th NHL game at MTL, Nov. 4...Skated in a regular season career-high 28:03 vs. PIT, Jan. 21...Recorded his 100th career point vs. LAK, Mar. 30...**2015 Playoffs:** Helped the Blackhawks win the Stanley Cup for the third time since 2010...Totaled 1-5-6 with eight PIM and a plus-six rating in 23 postseason games...Skated in a career-high 47:35 of TOI in Game 2 of WCF at ANA, May 19...Led the NHL with 66 blocked shots during the postseason...Ranked third on CHI with a career-high 26:02 TOI/G...Skated in his 100th NHL playoff game vs. NSH, Apr. 25 in Game 6 of the WCQF.

**2013-14 HIGHLIGHTS**

Established career highs in goals (4), assists (22), points (26) and shots (98)...Was plus-11...Had a career-high 98 shots...Led the Blackhawks in blocked shots (157)... SH TOI/G (2:49), SH TOI (228:34) and was third in TOI/G (21:16)...Tied a career high with two assists vs. WSH, Oct. 1... Blocked seven shots vs. CAR, Oct. 15...Scored his first career SHG at DAL, Nov. 9...**2014 Playoffs:** Tallied four assists in 19 Stanley Cup Playoffs games...Ranked third on the team in TOI/G during the postseason (22:57)...Finished second in the League and first on CHI with 57 blocked shots during the playoffs

**2012-13 HIGHLIGHTS**

Totaled 2-8-10 with 22 PIM in 46 games with the Blackhawks...Posted a plus-15 rating...Ranked second on the team in blocked shots (94)...Led the team in SH TOI/G (2:42) and SH TOI (124:29)...Skated in a season-high 25:42 at CGY, Feb. 2...Scored a goal and added an assist for his 50th career point vs. SJS, Feb. 15...Appeared in his 300th NHL game vs. DET, Apr. 12...**2013 Playoffs:** Recorded five assists in 23 playoff contests to help Chicago win the Stanley Cup...Skated in a then postseason-high 39:38 in Game 1 of the Stanley Cup Final vs. BOS, June 12.

**2011-12 HIGHLIGHTS**

Notched 1-14-15, 14 PIM and was plus-nine in 69 games with CHI...Ranked second on the team with 142 blocked shots...Recorded five or more blocked shots in four games... Blocked seven shots at STL, Dec. 3...Tallied two assists at EDM, Feb. 2...Skated in a season-high 26:04 at NJD, Mar. 27...Missed 13 regular season games due to injury...**2012 Playoffs:** Posted one assist in six Stanley Cup Playoffs contests.

**2010-11 HIGHLIGHTS**

Skated in 80 games with CHI...Collected 3-7-10 with 39 PIM...Owned a plus-13 rating...Recorded a then career-high 155 blocked shots...Led the team in blocked shots and was 13th in the NHL...Blocked five shots at CBJ, Feb. 1... Registered 1-1-2 vs. NYI, Jan. 9...**2011 Playoffs:** Notched two assists in seven postseason appearances...Led CHI in SH TOI/G (2:06).

**2009-10 HIGHLIGHTS**

Registered 2-15-17 and 20 PIM in 77 games during his first full NHL season...Was plus-nine...Ranked third on the team with 137 blocked shots...Recorded his first career multi-point game (0-2-2) at MIN, Mar. 31...Netted his first NHL GWG vs. EDM, Mar. 3...**2010 Playoffs:** Won the Stanley Cup with the Blackhawks...Recorded a postseason career-best 1-7-8 in 22 games...Scored his first career postseason goal and tallied 1-1-2 vs. NSH, Apr. 24...Had two assists vs. PHI, May 29...Finished tied for first on the team with 54 blocked shots.

**2008-09 HIGHLIGHTS**

Played in 21 games with the Blackhawks...Totaled 1-2-3 and was plus-four...Registered his first point of the season (assist) and skated in a season-high 25:33 vs. SJS, Mar. 25...Scored his first NHL goal 16 seconds into the game at DET, Apr. 11...Appeared in 19 of CHI's final 20 regular season contests...**2009 Playoffs:** Skated in all 17 of the team's Stanley Cup Playoffs games...Notched one assist and six PIM...Made NHL postseason debut vs. CGY, Apr. 16... Earned first NHL playoff point (assist) vs. CGY, Apr. 25... Also registered 2-16-18, +12 and 53 PIM in 52 games with Rockford (AHL).

**2007-08 HIGHLIGHTS**

Skated in 13 contests with CHI in his first professional season...Made NHL debut with the Blackhawks at DAL, Feb. 28...Recorded his first NHL point (assist) vs. STL, Mar. 23... Skated in a season-high 17:57 at DET, Apr. 6...Appeared in 47 games with Rockford, totaling 4-9-13 and 31 PIM... Scored two PPGs with the IceHogs...Tallied four assists and eight PIM in 12 Calder Cup Playoffs games with Rockford.

**INTERNATIONAL**

**2016:** Skated in four games with Team Sweden at the 2016 World Cup of Hockey in Toronto...**2014:** Appeared in six games and won a silver medal with Sweden at the 2014 Winter Olympics in Sochi...**2012:** Played for Sweden at the IIHF World Championship, recording three assists in eight games...**2007:** Served as alternate captain for Sweden and posted 2-1-3 and four PIM in seven games at the World Junior Championship...**2005:** Recorded 1-4-5 and six PIM in seven games at the U18 World Junior Championship.

**PERSONAL**

Nickname is "Hammer"...Niklas Lidstrom was his favorite player growing up...Mumford and Sons is his favorite band...Enjoys soccer...Winning three Stanley Cups with the Chicago Blackhawks has been his most memorable hockey moments...He and his wife, Elina, have sons, Oliver and Theo.

**Defense**

6'3" | 194

Shoots: Left

Born: June 6, 1987

Eksjo, Sweden

Age: 30

**Career vs. NHL**

TEAM	GP	G	A	PTS	PIM
ANA	25	1	2	3	8
ARI	26	1	4	5	10
BOS	11	0	2	2	2
BUF	12	1	5	6	23
CGY	26	2	8	10	10
CAR	13	0	2	2	4
CHI	0	0	0	0	0
COL	34	0	6	6	12
CBJ	33	0	5	5	12
DAL	36	3	6	9	26
DET	31	1	3	4	14
EDM	29	1	7	8	2
FLA	14	0	2	2	6
LAK	26	2	2	4	4
MIN	35	0	7	7	14
MTL	12	0	4	4	4
NSH	39	2	10	12	12
NJD	14	1	1	2	0
NYI	12	1	5	6	2
NYR	12	0	2	2	4
OTT	10	0	1	1	0
PHI	11	0	1	1	4
PIT	10	1	1	2	0
SJS	28	4	8	12	10
STL	40	1	6	7	17
TBL	12	0	4	4	10
TOR	10	0	2	2	2
VAN	29	0	8	8	16
VGK	0	0	0	0	0
WSH	11	0	3	3	2
WPG	22	1	3	4	8
<b>Totals:</b>	<b>623</b>	<b>23</b>	<b>120</b>	<b>143</b>	<b>238</b>



# PACK FACT

Has won three Stanley Cups with Chicago and earned an Olympic Silver Medal with Oliver Ekman-Larsson for Team Sweden at the 2014 Olympics.

## 2016-17 REAL TIME STATS

Shots: 61

Hits: 23

Blocks: 181

### CAREER HIGHLIGHTS

<b>MOST GOALS/GAME:</b> 1 – 23 times (last 1/8/17 vs. NSH)^	<b>MOST SHOTS/GAME:</b> 6 – 1/14/14 vs. COL^	<b>LONGEST POINT STREAK:</b> 2 games – 20 times (last 3/12/17 – 3/14/17)^
<b>MOST ASSISTS/GAME:</b> 2 – 8 times (last 2/6/16 at DAL)^	<b>LONGEST GOAL STREAK:</b> None	<b>CAREER HAT TRICKS:</b> None
<b>MOST POINTS/GAME:</b> 2 – 12 times (last 1/8/17 vs. NSH)^	<b>LONGEST ASSIST STREAK:</b> 2 games – 16 times (last 3/12/17 – 3/14/17)^	<b>MULTIPLE POINT GAMES:</b> 12 – last 1/8/17 vs. NSH^
<b>MOST PIM/GAME:</b> 15 – 10/11/10 at BUF^		

### FIRSTS


<b>FIRST COYOTES GAME:</b> -	<b>FIRST NHL GAME:</b> 2/28/08 at DAL^
<b>FIRST COYOTES GOAL:</b> -	<b>FIRST NHL GOAL:</b> 4/11/09 at DET^
<b>FIRST COYOTES ASSIST:</b> -	<b>FIRST NHL ASSIST:</b> 3/23/08 vs. STL^

^w/ CHI

## CAREER STATISTICS

SEASON	TEAM	LEAGUE	GP	REGULAR SEASON								PLAYOFFS					
				G	A	PTS	PP	SH	GW	+/-	PIM	GP	G	A	PTS	PIM	
2003-04	HV 71 JR.	SWE-JR	15	1	3	4	-	-	-	-	-	14	2	0	0	0	8
2004-05	HV 71 U18	SWE U18	3	0	2	2	-	-	-	-	-	4	-	-	-	-	-
	HV 71 Jr.	SWE-JR	31	4	11	15	-	-	-	-	-	87	-	-	-	-	-
2005-06	HV 71	SWE	14	0	0	0	-	-	-	-	-	0	-	-	-	-	-
	HV 71 Jr.	SWE-JR	7	3	2	5	-	-	-	-	-	12	-	-	-	-	-
2006-07	HV 71	SWE	4	1	2	3	-	-	-	-	-	0	12	0	1	1	4
	HV 71 Jr.	SWE-JR	37	2	0	2	-	-	-	-	-	24	14	1	1	2	0
2007-08	IK Oskarshamn	SWE-2	8	1	2	3	-	-	-	-	-	6	-	-	-	-	-
	Rockford	AHL	47	4	9	13	2	0	0	-8	31	12	0	4	4	8	
2008-09	Chicago	NHL	13	0	1	1	0	0	0	-2	13	-	-	-	-	-	
	Rockford	AHL	52	2	16	18	2	0	1	12	53	-	-	-	-	-	
2009-10	Chicago	NHL	21	1	2	3	0	0	0	4	0	17	0	1	1	6	
	Chicago	NHL	77	2	15	17	0	0	1	9	20	22	1	7	8	6	
2010-11	Chicago	NHL	80	3	7	10	0	0	0	13	39	7	0	2	2	2	
2011-12	Chicago	NHL	69	1	14	15	0	0	0	9	14	6	0	1	1	4	
2012-13	Chicago	NHL	46	2	8	10	0	0	0	15	22	23	0	5	5	4	
2013-14	Chicago	NHL	81	4	22	26	0	1	1	11	34	19	0	4	4	14	
2014-15	Chicago	NHL	82	3	16	19	0	0	1	25	44	23	1	5	6	8	
2015-16	Chicago	NHL	81	2	22	24	0	0	0	13	32	7	0	1	1	0	
2016-17	Chicago	NHL	73	5	13	18	0	0	0	12	20	4	0	0	0	2	
<b>NHL TOTALS</b>			<b>623</b>	<b>23</b>	<b>120</b>	<b>143</b>	<b>0</b>	<b>1</b>	<b>3</b>	<b>109</b>	<b>238</b>	<b>128</b>	<b>2</b>	<b>26</b>	<b>28</b>	<b>46</b>	





# 9 Clayton Keller

**Drafted:** Arizona's 1st choice (1st round, 7th overall) in the 2016 Entry Draft

**2016-17 HIGHLIGHTS**

Skated in three games with the Coyotes...Made his NHL debut at STL, Mar. 27...Recorded his first NHL point (assist) vs. STL, Mar. 29...Notched an assist at DAL, Apr. 4... Registered 21-24-45 in 31 games as a freshman at Boston University...Led the team in goals, points and plus-minus (+15)...Tied for the team lead in assists...Named the ACHA National Rookie of the Year, Hockey East Rookie of the Year and the New England Rookie of the Year...Selected as a New England All-Star as well as a Hockey East Second Team All-Star and named to the Hockey East All-Rookie Team... Chosen as the Hockey East Rookie of the Month three times (December, January & February)...Selected to the NCAA West Regional All-Tournament team...Led Hockey East freshmen and was second among NCAA rookies in points... Scored four SHGs, which were the most by a BU player since 2010...Recorded a 15-game point streak (11-14-25), Nov. 5 – Feb. 10...Scored his first NCAA goal at Colgate, Oct. 8...Scored two goals at Northeastern, Nov. 5...Netted two goals vs. Harvard in Beanpot title game...Scored two goals against Notre Dame, Feb. 25...Earned at least one point in all but three games.

**2015-16 HIGHLIGHTS**

Established a new U.S. NTDP record for career points (71-118-189)...Registered 37-70-107 in 62 games with U.S. National U-18 Team...Led the team in points and assists while finishing second in goals...His 107 points were the second-most in a season in NTDP history...His 70 assists were the most in a season in NTDP history.

**2014-15 HIGHLIGHTS**

Skated in 55 games with the U.S. National U-17 team... Totaled 33-60-93...Recorded 9-14-23 in 15 games with the U.S. National U-18 team.

**INTERNATIONAL CAREER**

**2017:** Won a gold medal with Team USA at the World Junior Championship in Montreal & Toronto...Led the team in points and assists with 3-8-11 in seven games...Finished second in assists and third in points among all players...Named to the All-Tournament team...**2016:** Helped USA win bronze at the U-18 World Championship in Grand Forks, North Dakota... Totaled 4-10-14 in seven contests...Led the tournament in assists and was second in points...Chosen as tournament MVP...Selected to Media All-Star team...**2015:** Won gold with USA at the U-18 World Championship...Collected 4-5-9 in seven games.

**PERSONAL**

Nickname is "Kells"...Patrick Kane was his favorite player growing up...Red Hot Chili Peppers is his favorite band... "Happy Gilmore" is his favorite movie...Enjoys golf...Winning gold at the 2017 World Junior Championship is his most memorable hockey moment.

**Left Wing**

**5'10" | 169**

**Shoots: Left**

**Born: July 29, 1998**

**Chesterfield, Missouri**

**Age: 19**

Career vs. NHL					
TEAM	GP	G	A	PTS	PIM
ANA	0	0	0	0	0
ARI	0	0	0	0	0
BOS	0	0	0	0	0
BUF	0	0	0	0	0
CGY	0	0	0	0	0
CAR	0	0	0	0	0
CHI	0	0	0	0	0
COL	0	0	0	0	0
CBJ	0	0	0	0	0
DAL	1	0	1	1	0
DET	0	0	0	0	0
EDM	0	0	0	0	0
FLA	0	0	0	0	0
LAK	0	0	0	0	0
MIN	0	0	0	0	0
MTL	0	0	0	0	0
NSH	0	0	0	0	0
NJD	0	0	0	0	0
NYI	0	0	0	0	0
NYR	0	0	0	0	0
OTT	0	0	0	0	0
PHI	0	0	0	0	0
PIT	0	0	0	0	0
SJS	0	0	0	0	0
STL	2	0	1	1	0
TBL	0	0	0	0	0
TOR	0	0	0	0	0
VAN	0	0	0	0	0
VGK	0	0	0	0	0
WSH	0	0	0	0	0
WPG	0	0	0	0	0
<b>Totals:</b>	<b>3</b>	<b>0</b>	<b>2</b>	<b>2</b>	<b>0</b>

# PACK FACT


Collected the third-most points (3-8-11 in seven games) at the 2017 World Junior Championships to help Team USA win the Gold Medal.

CAREER HIGHLIGHTS				FIRSTS	
<b>MOST GOALS/GAME:</b> None	<b>MOST SHOTS/GAME:</b> None	<b>LONGEST POINT STREAK:</b> 2 games (3/29/17 – 4/4/17)	<b>FIRST COYOTES GAME:</b> 3/27/17 at STL	<b>FIRST NHL GAME:</b> 3/27/17 vs. STL	
<b>MOST ASSISTS/GAME:</b> 1 – 2 times (last 4/4/17 at DAL)	<b>LONGEST GOAL STREAK:</b> None	<b>CAREER HAT TRICKS:</b> None	<b>FIRST COYOTES GOAL:</b> -	<b>FIRST NHL GOAL:</b> -	
<b>MOST POINTS/GAME:</b> 1 – 2 times (last 4/4/17 at DAL)	<b>LONGEST ASSIST STREAK:</b> 2 games (3/29/17 – 4/4/17)	<b>MULTIPLE POINT GAMES:</b> None	<b>FIRST COYOTES ASSIST:</b> 3/29/17 vs. STL	<b>FIRST NHL ASSIST:</b> 3/29/17 vs. STL	
<b>MOST PIM/GAME:</b> None					

## CAREER STATISTICS

SEASON	TEAM	LEAGUE	GP	REGULAR SEASON								PLAYOFFS						
				G	A	PTS	PP	SH	GW	+/-	PIM	GP	G	A	PTS	PIM		
2014-15	U.S. National Under-17 Team	NTDP	55	33	60	93	-	-	-	-	-	-	-	-	-	-	-	-
	U.S. National Under-17 Team	NTDP	15	9	14	23	-	-	-	-	-	-	-	-	-	-	-	-
2015-16	U.S. National Under-17 Team	NTDP	62	37	70	107	-	-	-	-	-	-	-	-	-	-	-	-
2016-17	Boston University	NCAA	31	21	24	45	4	4	2	15	26	-	-	-	-	-	-	-
	Arizona	NHL	3	0	2	2	0	0	0	-3	0	-	-	-	-	-	-	-
<b>FRANCHISE AND NHL TOTALS</b>			<b>3</b>	<b>0</b>	<b>2</b>	<b>2</b>	<b>0</b>	<b>0</b>	<b>0</b>	<b>-3</b>	<b>0</b>	<b>-</b>	<b>-</b>	<b>-</b>	<b>-</b>	<b>-</b>	<b>-</b>	<b>-</b>





# 48 Jordan Martinook

Drafted: Phoenix's 2nd choice (2nd round, 58th overall) in the 2012 Entry Draft

Left Wing

6'0" | 204

Shoots: Left

Born: July 25, 1992

Brandon, Manitoba

Age: 25

### Career vs. NHL

TEAM	GP	G	A	PTS	PIM
ANA	8	0	0	0	4
ARI	0	0	0	0	0
BOS	4	0	0	0	0
BUF	4	0	0	0	2
CGY	10	1	3	4	4
CAR	4	1	1	2	4
CHI	6	1	1	2	4
COL	7	3	1	4	4
CBJ	4	1	2	3	0
DAL	6	0	0	0	2
DET	4	1	1	2	2
EDM	10	0	3	3	6
FLA	3	1	1	2	0
LAK	10	5	3	8	6
MIN	6	0	0	0	0
MTL	4	0	2	2	4
NSH	7	0	1	1	2
NJD	5	1	2	3	0
NYI	4	0	0	0	0
NYR	5	0	0	0	2
OTT	4	2	2	4	0
PHI	4	0	1	1	0
PIT	4	1	0	1	2
SJS	11	0	1	1	2
STL	6	0	1	1	0
TBL	4	1	0	1	4
TOR	4	1	0	1	0
VAN	9	0	0	0	2
VGK	0	0	0	0	0
WSH	4	0	1	1	2
WPG	5	0	3	3	0
<b>Totals:</b>	<b>166</b>	<b>20</b>	<b>30</b>	<b>50</b>	<b>58</b>

#### 2016-17 HIGHLIGHTS

Skated in 77 games with the Coyotes... Totaled 11-14-25 and 40 PIM... Set new career highs in goals, points and PIM... Averaged 2:14 SH TOI/G... Led ARI forwards with 68 blocked shots... Had an assist in season opener vs. PHI, Oct. 15... Scored two goals at OTT, Oct. 18... Recorded a three-game point streak (2-2-4), Oct. 15-20... Scored a goal at NJD, Oct. 25... Skated in 100th career NHL game at ANA, Nov. 4... Netted two goals at COL, Nov. 8... Posted two-game point streak (2-1-3), Nov. 8-10... Skated in season-high 20:22 vs. CGY, Dec. 8... Scored a goal at TOR, Dec. 15... Collected 2-1-3 at LAK, Feb. 16... Registered three-game point streak (3-2-5), Feb. 13-16... Had two assists vs. NJD, Mar. 11.

#### 2015-16 HIGHLIGHTS

Registered 9-15-24 and 18 PIM in 81 games... Set then career highs in games played, goals, assists, points and PIM... Ranked second among ARI forwards in SH TOI/G (2:35) and first in SH TOI (209:28)... Led the team with two shorthanded points... Was 1 of 3 NHL rookies with two shorthanded points... Scored his first career NHL goal vs. PIT, Oct. 10... Had an assist in two straight games at CAR, Dec. 6 and at STL, Dec. 8... Tallied 1-1-2 vs. CBJ, Dec. 17... Collected two assists at EDM, Jan. 2... Posted a three-game point streak (2-2-4) from Jan. 26 - Feb. 4... Had a three-game point streak (1-2-3) from Feb. 22-25... Scored his first career SHG vs. FLA, Mar. 5... Skated in a season-high 20:15 TOI vs. COL, Nov. 5... Had the GWG vs. LAK, Jan. 23... Scored a goal at DET, Dec. 3... Notched a goal at TBL, Feb. 23.

#### 2014-15 HIGHLIGHTS

Skated in eight games with the Coyotes... Made his NHL debut vs. BOS, Dec. 6... Recorded his first career NHL point (assist) at COL, Feb. 16... Totaled 15-28-43 and a plus-nine rating in 62 games with Portland (AHL)... Established AHL career highs in goals, assists, points and plus-minus... Registered a five-game point streak (2-5-7) from Nov. 21 - Dec. 13... Posted 1-2-3 at HER, Mar. 8... Recorded multiple points in three straight games (2-5-7) from Mar. 6-8... Registered a five-game point streak (1-6-7) from Mar. 14-25.

#### 2013-14 HIGHLIGHTS

Recorded 14-16-30 and 48 PIM in 67 games with Portland... Set AHL career highs in games, goals, assists and points... Finished tied for fourth on the team in goals.

#### 2012-13 HIGHLIGHTS

Made his professional debut with Portland... Skated in 53 games with the Pirates, registering 9-10-19 and 30 PIM... Notched his first professional point (assist) at MAN, Nov. 25... Scored his first professional goal at WBS, Dec. 8... Made his professional postseason debut, recording 0-1-1 in three postseason games with Portland.

#### 2011-12 HIGHLIGHTS

Appeared in 72 games with Vancouver (WHL)... Collected 40-24-64 and 80 PIM... Ranked second on the team in goals and third in points... Set career highs in goals, assists and points... Recorded a hat trick (3-0-3) at Prince George, Oct. 28... Registered a hat trick (3-0-3) vs. POR, Dec. 9... Notched a hat trick (3-1-4) vs. KEL, Mar. 16... Collected 15 multi-point games.

#### 2010-11 HIGHLIGHTS

Made his WHL debut with Vancouver... Played in a career-high 72 games, totaling 11-17-28 and 67 PIM... Made his WHL postseason debut... Notched 1-0-1 and eight PIM in four postseason contests.

#### 2009-10 HIGHLIGHTS

Skated in 59 games with Drayton Valley (AJHL), recording 21-19-40 and 48 PIM... Led the team in goals and ranked third in assists and points.

#### 2008-09 HIGHLIGHTS

Appeared in two games with Drayton Valley.

#### PERSONAL

Nickname is 'Marty'... Married his wife Courtney on July 9, 2016... His favorite movie is "Step Brothers"... Took batting practice with the Dbacks on Sept. 9, 2017... Would like to appear on the reality TV show, Survivor... Also enjoys playing football... Eric Lindros was his favorite hockey player growing up... Would like to be a dog whisperer if he wasn't playing hockey.

# PACK FACT

Led the Coyotes with 10 road goals last season.

## 2016-17 REAL TIME STATS

Hits: 50

Blocks: 68

Shots: 109

### CAREER HIGHLIGHTS

<b>MOST GOALS/GAME:</b> 2 – 3 times (last 2/16/17 at LAK)	<b>MOST SHOTS/GAME:</b> 5 – 3 times (last 12/17/15 vs. CBJ)	<b>LONGEST POINT STREAK:</b> 3 games – 4 times (last 2/13/17 – 2/16/17)
<b>MOST ASSISTS/GAME:</b> 2 – 2 times (last 3/11/17 vs. NJD)	<b>LONGEST GOAL STREAK:</b> 2 games – 2/2/16 – 2/4/16	<b>CAREER HAT TRICKS:</b> None
<b>MOST POINTS/GAME:</b> 3 – 2/16/17 at LAK	<b>LONGEST ASSIST STREAK:</b> 2 games – 4 times (last 3/9/17 – 3/11/17)	<b>MULTIPLE POINT GAMES:</b> 7 (last 3/11/17 vs. NJD)
<b>MOST PIM/GAME:</b> 4 – 4 times (last 3/21/17 at TBL)		


### FIRSTS

<b>FIRST COYOTES GAME:</b> 12/6/15 vs. BOS	<b>FIRST NHL GAME:</b> 12/6/15 vs. BOS
<b>FIRST COYOTES GOAL:</b> 10/10/15 vs. PIT	<b>FIRST NHL GOAL:</b> 10/10/15 vs. PIT
<b>FIRST COYOTES ASSIST:</b> 10/24/15 at OTT	<b>FIRST NHL ASSIST:</b> 10/24/15 at OTT

## CAREER STATISTICS

SEASON	TEAM	LEAGUE	GP	REGULAR SEASON							PLAYOFFS					
				G	A	PTS	PP	SH	GW	+/-	PIM	GP	G	A	PTS	PIM
2008-09	Drayton Valley	AJHL	6	1	1	2	-	-	-	-	0	-	-	-	-	
2009-10	Drayton Valley	AJHL	59	21	19	40	-	-	-	-	48	-	-	-	-	
2010-11	Vancouver	WHL	72	11	17	28	2	0	2	1	67	4	1	0	1	8
2011-12	Vancouver	WHL	72	40	24	64	8	3	5	15	80	6	3	6	9	2
2012-13	Portland	AHL	53	9	10	19	2	0	0	-4	30	3	0	1	1	0
2013-14	Portland	AHL	67	14	16	30	3	2	1	-9	48	-	-	-	-	-
2014-15	Portland	AHL	62	15	28	43	1	2	2	9	41	-	-	-	-	-
	Arizona	NHL	8	0	1	1	0	0	0	-3	0	-	-	-	-	-
2015-16	Arizona	NHL	81	9	15	24	0	1	2	-9	18	-	-	-	-	-
2016-17	Arizona	NHL	77	11	14	25	1	1	2	-8	40	-	-	-	-	-
<b>FRANCHISE AND NHL TOTALS</b>			<b>166</b>	<b>20</b>	<b>30</b>	<b>50</b>	<b>1</b>	<b>2</b>	<b>4</b>	<b>-20</b>	<b>58</b>	-	-	-	-	-





# 11 Brendan Perlini

**Drafted:** Arizona's 1st choice (1st round, 12th overall) in the 2014 Entry Draft

**Left Wing**

**6'3" | 206**

**Shoots: Left**

**Born: April 27, 1996**

**Guildford, England**

**Age: 21**

**2016-17 HIGHLIGHTS**

Registered 14-7-21 and 20 PIM in 57 games with the Coyotes... Scored three PPG's and had two GWG's... Finished fifth on the team in goals... Ranked second among ARI rookies in goals and points... Became the first British-born rookie to have a multi-goal game vs. WPG, Jan. 13 since Steve Thomas (Stockport, U.K.) did so with TOR, Jan. 13, 1986... Was also the first British-born player to score an NHL goal since 1994-95... Skated in NHL debut at CBJ, Dec. 5... Scored first career goal vs. NSH, Dec. 10... Tallied first career assist at TOR, Dec. 15... Scored a goal at MIN, Dec. 17... Had a goal at CGY, Dec. 31... Scored goals in back-to-back games vs. NYI, Jan. 7 and vs. WPG, Jan. 13... Netted two goals in first career multi-goal game vs. WPG, Jan. 31... Collected 1-1-2 vs. CHI, Feb. 2... Scored two goals at LAK, Feb. 16... Recorded three-game goal streak (3-0-3), Mar. 9-13... Scored goal in season finale vs. MIN, Apr. 8... Totaled 14-5-19 and 14 PIM in 17 games with Tucson (AHL)... Scored seven PPG's and four GWG's... Tied with the fifth-most goals on the team... Ranked third among all Roadrunners in PPG's... Started AHL season with four-game point streak (2-2-4), Oct. 14-28... Scored two goals vs. ONT, Nov. 5... Posted 2-1-3 vs. MB, Nov. 18... Netted two goals vs. STK, Nov. 26... Had 1-1-2 vs. STK, Nov. 27... Registered seven-game point streak (9-3-12), Nov. 4-27... Scored a hat trick vs. MB, Jan. 10... Collected four multi-goal games and five multi-point games... Selected as a 2017 AHL All-Star.

**2015-16 HIGHLIGHTS**

Registered 25-20-45 with 28 PIM in 57 games with Niagara (OHL)... Finished third on the team in goals and points... Tallied a season-high five-game point streak (5-3-8) from Oct. 3-17... Recorded a hat trick vs. Barrie on Oct. 8... Had 10 multi-point games including four three-point games... Scored a goal in three straight games on four different occasions... Tallied 6-3-9... with nine PIM in 14 playoff games... Posted a five-game point streak during the postseason (3-3-6), Apr. 8-23... Tallied two multi-goal games during the playoffs.

**2014-15 HIGHLIGHTS**

Skated in 43 games with Niagara, registering 26-34-60 and a plus-15 rating... Finished third on the team in points and tied for second in goals... Registered a five-game goal streak (5-4-9) to start his season Dec. 4-12... Notched a nine-game point streak (10-9-19), Jan. 18 - Feb. 8... Collected 21 multi-point games... Recorded a career-best 7-5-12 in 11 playoff contests with the IceDogs... Tied for the team lead in postseason goals... Earned a point in six straight postseason games (5-3-8) from Mar. 26 - Apr. 3... Notched 2-1-3 at Ottawa, Apr. 3... Made his professional debut with Portland (AHL) against Manchester on Apr. 25... Scored his first career professional/AHL goal vs. the Monarchs, Apr. 30.

**2013-14 HIGHLIGHTS**

Signed a three-year entry-level contract with Arizona on July 18... Skated in 58 games with Niagara... Totaled 34-37-71 and 36 PIM... Led the IceDogs in goals and finished second on the team in assists and points... Established OHL career highs for goals, assists and points... Tallied 22 multi-point games... Posted 2-1-3 against Belleville, Sept. 28... Tallied a hat trick and 3-2-5 vs. Owen Sound, Oct. 10... Notched 2-1-3 against North Bay, Oct. 14... Had three consecutive three-point games (4-5-9) from Dec. 13-20... Scored a hat trick at Kitchener, Jan. 10... Registered an 11-game point streak (9-15-24), earning at least a point in every October game... Totaled 0-1-1 and six PIM in seven postseason games.

**2012-13 HIGHLIGHTS**

Began the season with Barrie (OHL)... Recorded 1-1-2 and four PIM in 32 games... Traded to Niagara on Jan. 10... Appeared in 27 games with the IceDogs, collecting 7-3-10 and four PIM... Scored two goals vs. Peterborough, Jan. 19... Posted 1-2-3 and four PIM in five playoff games... Scored his first career OHL postseason goal against Oshawa, Mar. 24.

**INTERNATIONAL CAREER**

**2016:** Skated in five games with Canada at the IIHF World Junior Championship in Helsinki, Finland... **2014:** Helped Canada win bronze at the IIHF Ice Hockey U18 World Championship in Finland... Totaled 3-1-4 in seven games.

**PERSONAL**

Nickname is 'Perls'... Enjoys playing golf and scooter... Favorite TV shows are Suits and Entourage... Favorite vacation spot is Madrid, Spain... Mario Lemieux was his favorite hockey player growing up.

Career vs. NHL						
TEAM	GP	G	A	PTS	PIM	
ANA	3	0	1	1	2	
ARI	0	0	0	0	0	
BOS	1	0	1	1	0	
BUF	2	0	0	0	2	
CGY	3	1	1	2	0	
CAR	2	0	0	0	2	
CHI	3	1	1	2	4	
COL	1	1	0	1	0	
CBJ	1	0	0	0	2	
DAL	3	0	0	0	0	
DET	2	0	0	0	0	
EDM	3	0	1	1	0	
FLA	2	0	0	0	0	
LAK	4	2	0	2	2	
MIN	3	3	0	3	2	
MTL	1	0	0	0	0	
NSH	2	1	0	1	2	
NJD	1	1	0	1	0	
NYI	1	1	0	1	0	
NYR	1	0	0	0	0	
OTT	1	1	0	1	0	
PHI	0	0	0	0	0	
PIT	2	0	0	0	0	
SJS	2	0	0	0	0	
STL	3	0	0	0	0	
TBL	2	0	0	0	2	
TOR	1	0	1	1	0	
VAN	3	0	1	1	0	
VGK	0	0	0	0	0	
WSH	2	0	0	0	0	
WPG	2	2	0	2	0	
<b>Totals:</b>	<b>57</b>	<b>14</b>	<b>7</b>	<b>21</b>	<b>20</b>	

# PACK FACT

Perlini became the first British-born rookie to have a multi-goal game (January 13th 2017), since Steve Thomas did so with Toronto in 1986.

## 2016-17 REAL TIME STATS

Hits: 42

Blocks: 15

Shots: 92

### CAREER HIGHLIGHTS


### FIRSTS

<b>MOST GOALS/GAME:</b> 2 – 2 times (last 2/16/17 at LAK)	<b>MOST SHOTS/GAME:</b> 5 – 1/31/17 vs. LAK	<b>LONGEST POINT STREAK:</b> 3 games – 3/9/17 – 3/13/17	<b>FIRST COYOTES GAME:</b> 12/5/16 at CBJ	<b>FIRST NHL GAME:</b> 12/5/16 at CBJ
<b>MOST ASSISTS/GAME:</b> 1 – 7 times (last 4/6/17 vs. VAN)	<b>LONGEST GOAL STREAK:</b> 3 games – 3/9/17 – 3/13/17	<b>CAREER HAT TRICKS:</b> None	<b>FIRST COYOTES GOAL:</b> 12/10/16 vs. NSH	<b>FIRST NHL GOAL:</b> 12/10/16 vs. NSH
<b>MOST POINTS/GAME:</b> 2 – 3 times (last 2/16/17 at LAK)	<b>LONGEST ASSIST STREAK:</b> None	<b>MULTIPLE POINT GAMES:</b> 3 (last 2/16/17 at LAK)	<b>FIRST COYOTES ASSIST:</b> 12/15/16 at TOR	<b>FIRST NHL ASSIST:</b> 12/15/16 at TOR
<b>MOST PIM/GAME:</b> 2 – 10 times (last 4/8/17 vs. MIN)				

## CAREER STATISTICS

SEASON	TEAM	LEAGUE	GP	REGULAR SEASON								PLAYOFFS				
				G	A	PTS	PP	SH	GW	+/-	PIM	GP	G	A	PTS	PIM
2012-13	Barrie	OHL	32	1	1	2	0	0	0	-6	4	-	-	-	-	-
	Niagara	OHL	27	7	3	10	1	0	0	-15	4	5	1	2	3	4
2013-14	Niagara	OHL	58	34	37	71	16	2	5	-2	36	7	0	1	1	6
	Niagara	OHL	43	26	34	60	7	0	5	15	22	11	7	5	12	7
2014-15	Portland	AHL	-	-	-	-	-	-	-	-	-	4	1	0	1	0
	Niagara	OHL	57	25	20	45	7	0	2	-6	28	14	6	3	9	9
2016-17	Tucson	AHL	17	14	5	19	7	0	4	1	14	-	-	-	-	-
	Arizona	NHL	57	14	7	21	3	0	2	-4	20	-	-	-	-	-
<b>FRANCHISE AND NHL TOTALS</b>			<b>57</b>	<b>14</b>	<b>7</b>	<b>21</b>	<b>3</b>	<b>0</b>	<b>2</b>	<b>-4</b>	<b>20</b>	<b>-</b>	<b>-</b>	<b>-</b>	<b>-</b>	<b>-</b>





# 32 Antti Raanta

**Drafted:** Not Drafted  
**Acquired:** From N.Y. Rangers with Derek Stepan in exchange for Anthony DeAngelo and the 7th overall pick in the 2017 Entry Draft on June 23, 2017

**Goalie**

**6'0" | 192**

**Catches: Left**

**Born: May 12, 1989**

**Rauma, Finland**

**Age: 28**

**Career vs. NHL**

TEAM	GP	W-L-T-OT	SO	GA	GAA	SV%
ANA	2	1-0-0-1	0	3	1.44	.939
ARI	5	4-0-0-1	0	9	1.77	.944
BOS	2	1-0-0-0	0	4	2.73	.925
BUF	2	1-1-0-0	0	3	1.84	.941
CGY	5	3-0-0-1	0	13	2.87	.883
CAR	1	0-1-0-0	0	4	4.07	.867
CHI	2	1-1-0-0	1	2	1.00	.962
COL	4	1-2-0-0	0	9	2.43	.889
CBJ	4	3-1-0-0	0	9	2.55	.906
DAL	2	1-0-0-0	0	2	1.82	.931
DET	2	2-0-0-0	0	3	1.50	.947
EDM	4	2-2-0-0	0	8	2.45	.904
FLA	2	1-0-0-1	0	5	2.70	.926
LAK	4	3-0-0-1	2	6	1.48	.946
MIN	5	2-2-0-0	0	10	2.65	.884
MTL	4	2-0-0-0	0	5	1.99	.936
NSH	4	1-2-0-0	0	10	3.28	.885
NJD	5	4-0-0-1	1	11	2.17	.912
NYI	3	0-2-0-0	0	8	3.50	.877
NYR	0	0-0-0-0	0	0	0.00	.000
OTT	3	1-2-0-0	0	10	3.37	.882
PHI	4	2-1-0-1	1	7	1.74	.947
PIT	4	1-1-0-0	0	11	3.98	.892
SJS	4	2-1-0-0	1	5	1.58	.935
STL	3	1-1-0-1	0	9	2.93	.907
TBL	3	2-1-0-0	1	4	1.32	.953
TOR	4	3-1-0-0	1	10	2.73	.916
VAN	2	0-0-0-1	0	4	2.03	.913
VGK	0	0-0-0-0	0	0	0.00	.000
WSH	3	1-1-0-0	0	6	2.59	.906
WPG	2	1-0-0-0	0	2	1.15	.933
<b>TOT</b>	<b>94</b>	<b>47-23-0-9</b>	<b>8</b>	<b>192</b>	<b>2.32</b>	<b>.917</b>

**2016-17 HIGHLIGHTS**

Appeared in 30 games and made 26 starts with NYR... Posted a 16-8-2 record, 2.26 GAA and a .922 SV%... Recorded a career-high four shutouts... Also set single-season career highs in games, starts and wins... Registered a 12-2-1 record with a 1.99 GAA and a .935 SV% in 17 road contests... Ranked ninth in the League in GAA... Won his first five starts of the season (Oct. 17 – Nov. 21)... Stopped 31 of 32 shots in win vs. TBL, Oct. 30... Made 35 saves in win at BOS, Nov. 5... Tallied 38 saves in win at EDM, Nov. 13... Stopped all 26 shots in first shutout of the season at CHI, Dec. 9... Made 19 saves in next start for second straight shutout vs. NJD, Dec. 11... Won three straight starts (Dec. 8-11)... Stopped 30 shots for the shutout in final start of the season at LAK, Mar. 25.

**2015-16 HIGHLIGHTS**

Registered a 11-6-2 record, 2.24 GAA and .919 SV% in 25 appearances with the Rangers... Tied a career high for games in a season... Ranked eighth in the NHL in GAA... Allowed two goals or less in 13 of his 18 starts... Made team debut with NYR vs. SJS, Oct. 19, stopping all 22 shots to record his first win and first shutout as a Ranger... Became the fourth netminder in team history to notch a shutout in his first start with the Rangers... Became the second Finnish-born goalie to play for NYR in franchise history... Was the first Ranger to post a shutout in his first start with the team at MSG since 2003... Registered 22 saves in win vs. CGY, Oct. 25... Stopped 39 of 40 shots in win at ARI, Nov. 7... Became the third goalie in team history to surrender a total of two goals in his first three starts with NYR... Also was the first Rangers netminder to win his first three starts with the team since Dan Cloutier in 1998... Recorded 23 saves for his fourth win vs. TOR, Nov. 15... Became the first NYR goalie to win each of his first four starts with the team and the second Rangers goalie to earn a win in each of his first four appearances with the team... Tallied 31 saves vs. PHI, Nov. 28... Won seven of his final eight starts of the season, registering a 7-1-0 record, 2.13 GAA and a .931 SV%... Won three straight starts from Feb. 18 at TOR to Mar. 4 at WSH... Had a 1.67 GAA and a .949 SV% during that time... Stopped 26 of 27 shots in win vs. CBJ, Feb. 29... Collected 32 saves in win at WSH, Mar. 4... Posted a 1.75 GAA and a .941 SV% to win his final four starts of the season... Made 34 saves, including 19 in the third period to win at BUF, Mar. 8... Totaled 31 saves in win vs. DET, Apr. 9... **2016 Playoffs:** Played in three postseason contests... Made his Stanley Cup Playoffs debut in Game 1 of ECQF at PIT, Apr. 13...

**2014-15 HIGHLIGHTS**

Appeared in 14 games with CHI... Posted a 7-4-1 record, 1.89 GAA, .936 SV% and two shutouts... Set career highs in GAA, SV% and shutouts... Allowed two or fewer goals in seven of his 12 starts... Registered a 7-0-1 record, 1.36 GAA and a .958 SV% in eight home starts... Posted a 5-0-0 record, 1.00 GAA and a .972 SV% in games when he made 30-plus saves... Recorded 32 saves in season debut vs. PHI, Oct. 21... Won five straight games Dec. 3-21... Tallied a career-high 40 saves in win vs. STL, Dec. 3... Made 31 shots in second shutout of the season vs. TOR, Dec. 21... Had 35 saves in win vs. ARI, Jan. 20... Registered an 8-1-1 record, 2.39 GAA, .918 SV% and two shutouts in 11 games with Rockford (AHL).

**2013-14 HIGHLIGHTS**

Posted a 13-5-4 record, 2.71 GAA and a .897 SV% in 25 games as a rookie with the Blackhawks... Registered career highs in games and wins... Ranked third among NHL rookie goalies in wins and tied for fourth among league rookie netminders in appearances and starts (22)... Owned a 7-0-2 record, 1.68 GAA and a .928 SV% in nine home appearances... Made his NHL debut at COL, Nov. 19... Earned at least one point and had a 12-1-3 record in 15 of his first 16 NHL decisions (Nov. 27 – Jan. 12)... Went 5-0-1 in his first six NHL decisions (Nov. 27 – Dec. 11)... Surrendered two or fewer goals in each of his first seven NHL games... Made 20 saves in his first NHL win in first NHL start at CGY, Nov. 27... Won three straight games Dec. 8-11... Stopped 26 shots in first NHL shutout vs. LAK, Dec. 30... Appeared in 14 games with Rockford... Notched a 7-5-0 record, 2.83 GAA and .914 SV% with the IceHogs.

**INTERNATIONAL**

**2013:** Represented Finland at the IIHF World Championship... Registered a 4-3-0 record, 2.09 GAA, .928 SV% and one shutout in seven appearances... Selected as one of the top three players on Finland during the tournament.

**PERSONAL**

Nickname is "Rants"... Marty Brodeur and Teemu Selanne were his favorite players growing up... "Transformers" is his favorite movie... Avicci is his favorite artist... Enjoys golf... Winning the Finnish League Championship is his most memorable hockey moment... He and his wife, Anna, have a daughter, Evelyn.



# PACK FACT

His 2.26 GAA ranked ninth among qualified NHL goaltenders last season.

## SHOOTOUT CAREER

**Saves: 10**

**Goals Against: 10**

### CAREER HIGHLIGHTS

### FIRSTS

<b>MOST CONSECUTIVE STARTS:</b> 10 games (12/10/13 – 12/30/13)*	<b>MOST SAVES IN A SHUTOUT:</b> 38 (3/6/17 at TBL)^	<b>LONGEST WINNING STREAK:</b> 5 games (12/3/14 – 12/21/14)*	<b>FIRST COYOTES GAME:</b> -	<b>FIRST NHL GAME:</b> 11/19/13 at COL*
<b>MOST SHOTS FACED/GAME:</b> 47 (12/20/16 at PIT)^	<b>CAREER SHUTOUTS:</b> 8 (last 3/25/17 at LAK)^	<b>LONGEST SHUTOUT STREAK:</b> 176:22 - 12/08/2016 - 12/13/2016	<b>FIRST COYOTES WIN:</b> -	<b>FIRST NHL WIN:</b> 11/27/13 at CGY*
<b>MOST SAVES/GAME:</b> 40 – 2 times (last 12/20/16 at PIT)^	<b>PENALTY SHOTS:</b> 2 – 1 save/1 goal (last 12/16/14)*		<b>FIRST COYOTES SHUTOUT:</b> -	<b>FIRST NHL SHUTOUT:</b> 12/30/13 vs. LAK*

^w/NYR, \*w/CHI

## CAREER STATISTICS

SEASON	TEAM	LEAGUE	REGULAR SEASON							PLAYOFFS						
			GP	MIN	GA	SO	GAA	SV%	W-L-T-OT	GP	MIN	GA	SO	GAA	SV%	W-L
2009-10	Lukko R.	Liiga	15	836	37	2	.918	2.66	6-7-1	-	-	-	-	-	-	-
2010-11	Lukko R.	Liiga	20	1,064	42	1	.911	2.37	6-6-0	2	84	6	0	.818	4.28	0-1-0
2011-12	Assat Pori	Liiga	38	2,149	80	2	.933	2.23	21-10-4	3	176	9	0	.917	3.07	0-3-0
2012-13	Assat Pori	Liiga	45	2,595	80	5	.943	1.85	21-10-11	16	1,039	23	4	.955	1.33	12-4-0
2013-14	Chicago	NHL	25	1,397	63	1	.897	2.71	13-5-4	-	-	-	-	-	-	-
	Rockford	AHL	14	677	32	0	.914	2.83	7-5-0	-	-	-	-	-	-	-
2014-15	Chicago	NHL	14	793	25	2	.936	1.89	7-4-1	-	-	-	-	-	-	-
	Rockford	AHL	11	603	24	2	.918	2.39	8-1-1	-	-	-	-	-	-	-
2015-16	NY Rangers	NHL	25	1,151	43	1	.919	2.24	11-6-2	3	94	4	0	.895	2.55	0-1-0
2016-17	NY Rangers	NHL	30	1,618	61	4	.922	2.26	16-8-2	-	-	-	-	-	-	-
<b>NHL TOTALS</b>			<b>94</b>	<b>4,957</b>	<b>192</b>	<b>8</b>	<b>.917</b>	<b>2.32</b>	<b>47-23-9</b>	<b>3</b>	<b>94</b>	<b>4</b>	<b>0</b>	<b>.895</b>	<b>2.56</b>	<b>0-1-0</b>





# 15 Brad Richardson

**Drafted:** Colorado's 4th choice (5th round, 163rd overall) in the 2003 Entry Draft  
**Acquired:** Signed as a free agent July 1, 2015

**Center**

**6'0" | 188**

**Shoots: Left**

**Born: February 4, 1985**

**Belleville, Ontario**

**Age: 32**

**Career vs. NHL**

TEAM	GP	G	A	PTS	PIM
ANA	38	3	5	8	43
ARI	36	5	6	11	16
BOS	10	1	4	5	9
BUF	9	3	1	4	4
CGY	38	4	8	12	32
CAR	10	2	1	3	13
CHI	26	3	4	7	14
COL	24	5	4	9	12
CBJ	22	4	4	8	6
DAL	33	3	5	8	29
DET	26	3	4	7	6
EDM	45	5	12	17	4
FLA	8	0	1	1	6
LAK	17	2	1	3	12
MIN	32	7	8	15	6
MTL	13	2	2	4	6
NSH	24	1	2	3	6
NJD	11	0	1	1	9
NYI	11	3	2	5	6
NYR	10	0	2	2	6
OTT	12	4	3	7	6
PHI	14	3	2	5	4
PIT	7	3	1	4	0
SJS	39	3	8	11	32
STL	27	1	6	7	9
TBL	7	1	0	1	0
TOR	11	0	7	7	2
VAN	28	4	5	9	8
VGK	0	0	0	0	0
WSH	9	1	1	2	0
WPG	10	2	1	3	11
<b>Totals:</b>	<b>607</b>	<b>78</b>	<b>111</b>	<b>189</b>	<b>317</b>

**2016-17 HIGHLIGHTS**

Appeared in 16 games with Arizona...Recorded 5-4-9 and 15 PIM...Led the team with two SHG's...Tied for the team lead in shorthanded points (three)...Owned a 52.6 FO%...Posted a team-best 55.8 Road FO%...Scored a goal in the season opener vs. PHI, Oct. 15...Registered a four-game point streak (2-2-4) to start the season, Oct. 15-21...Netted a goal at NYI, Oct. 21...Had a goal and an assist at PHI, Oct. 27...Posted a three-game point streak (2-2-4), Oct. 27 - Nov. 1...Skated in his 600th career NHL game and scored a goal vs. SJS, Nov. 1...Suffered a season-ending injury at VAN, Nov. 17...Missed 66 games due to injury.

**2015-16 HIGHLIGHTS**

Registered 11-20-31 in his first season with ARI...1 of 2 Coyotes to play in all 82 games...Ranked second on the team in plus-minus (+8)...Won 54.4% of his face-offs...Owned a 55.5 Road FO%...Scored three GWGs and had four multi-point games...Tied for first on ARI in road plus-minus (+2)...Scored first goal with ARI at OTT, Oct. 24...Scored a goal at LAK, Nov. 10...Tallied two assists vs. EDM, Nov. 12...Won 67% (6/9) of his face-offs at WPG, Nov. 21...Earned an assist in back-to-back games vs. ANA, Nov. 25 and vs. CGY, Nov. 27...Collected two assists and won 79% (15/19) of his face-offs vs. TOR, Dec. 22...Registered 1-1-2 at EDM, Jan. 2...Recorded a three-game point streak (1-3-4) from Dec. 31-Jan. 4...Skated in a season-high 20:27 TOI at EDM, Jan. 2...Tallied his 100th career NHL assist at VAN, Jan. 4... Won 80% (8/10) of his face-offs vs. BUF, Jan. 18...Scored a goal vs. SJS, Jan. 21...Had a two-game point streak (1-1-2) from Jan. 21-23... Won 71% (10/14) of his face-offs at MIN, Jan. 25... Won 82% (9/11) of his face-offs at WPG, Jan. 26... Won 73% (11/15) of his face-offs at ANA, Feb. 5...Notched a goal at PHI, Feb. 27... Won 80% (8/10) of his face-offs at VAN, Mar. 9...Scored two goals at CGY, Mar. 11... Won 73% (8/11) of his face-offs at EDM, Mar. 12... Won 78% (7/9) of his face-offs vs. EDM, Mar. 22...Had a goal vs. WSH, Apr. 2...Scored a goal at CHI, Apr. 5...Earned a point in two straight games (1-1-2) from Apr. 5-7...Won 93% (13/14) of his face-offs at SJS, Apr. 9.

**2014-15 HIGHLIGHTS**

Skated in 45 games and posted 8-13-21 and 34 PIM... Ranked second among Canucks forwards in SH TOI/G (1:57)...Recorded five multi-point games...Scored a goal and had an assist vs. ARI, Dec. 22...Scored twice and had an assist at PIT, Dec. 4...Had a goal and an assist at CBJ, Nov. 28...Notched two goals vs. CAR, Oct. 28...Dished out two assists at CGY, Oct. 8.

**2013-14 HIGHLIGHTS**

Appeared in 73 games in his first season with VAN, collecting 11-12-23 and 63 hits...Ranked third among Canucks with 533 face-off wins...Scored his second GWG of the season and had a season high six shots, Apr. 5 vs LAK...Notched one goal, recorded two hits and won 10 face-offs vs. ANA, Mar. 29...Finished plus-4 with two points (1-1-2) vs. BUF, Mar. 23...Recorded his first PPG as a Canuck and second of his career, vs. WPG, Dec. 22...Collected two points (0-2-2), winning 13 face-offs, vs. BOS, Dec. 14...Posted his first multi-point game of the season, recording two assists, vs. TOR, Nov. 2...Scored the GWG in overtime at NYI, Oct. 22... Appeared in his 400th career game, recording a goal and finishing plus-2, at PIT, Oct. 19...Recorded his second SHG of the season at BUF, Oct. 17...Scored his first goal as a Canuck (SHG) vs. EDM, Oct. 5.

**2012-13 HIGHLIGHTS**

Appeared in 16 games with LAK, registering six points (1-5-6) and 10 PIM...Recorded two assists and was plus-2 vs. SJS, Apr. 27...Collected an assist and added three hits vs. CBJ, Apr. 18...Recorded his 100th career point at DAL, Mar. 31...**2013 Playoffs:** Skated in 11 playoff games with the Kings, collecting an assist.

**2011-12 HIGHLIGHTS**

Averaged 12:01 TOI and recorded eight points (5-3-8) in 59 regular season games with the Kings...Recorded two goals at MIN, Mar. 31...Registered his sixth career SHG in his 200th NHL game with LAK vs. DAL, Dec. 10...**2012 Playoffs:** Dressed in 13 playoff games, helping the Kings to their first Stanley Cup Championship.

**2010-11 HIGHLIGHTS**

Recorded 19 points (7-12-19) in 68 regular season games... Collected two points (1-1-2) vs. DET, Feb. 28...Played in 300th NHL game vs. COL, Feb. 26...Recorded first career hat trick, including a SHG and the GWG at COL, Oct. 23...**2011 Playoffs:** Tied for the club lead in points with five (2-3-5) and led the Kings in shots (17) during the postseason.

**2009-10 HIGHLIGHTS**

Posted a career high in points (27), assists (16) and games played in a season (81)...Was the Kings' nominee for the 2009-10 Bill Masterton Memorial Trophy...Helped the Kings to a 10-0-1 record when he scored...Finished third on the Kings in GWGs (4)...Recorded two assists at MIN, Mar. 29... Collected 13 points (4-9-13) and was plus-10 in a 16-game span from Dec. 15-Jan. 23...Recorded two points (1-1-2) at DET, Jan. 23...Tallied two assists vs. BOS, Jan. 16... Recorded a point-per-game (2-6-8 in eight games) from Dec. 15-Jan. 4...Led the Kings with 11 points in the month of December (5-6-11)...Registered two assists vs. MIN, Dec. 28...Recorded two points (1-1-2) at EDM, Dec. 15...Played in 200th NHL game vs. DAL, Dec. 12...Posted a three-game scoring streak (3-1-4) from Dec. 1-5...Scored a SHG vs. STL, Dec. 5...Collected first goal of the season and added an assist at ANA, Dec. 1...**2010 Playoffs:** Skated in six games and posted 1-1-2...Scored the GWG vs. VAN, Apr. 19 in the WCQF.

**2008-09 HIGHLIGHTS**

Appeared in 31 games and had five assists...Recorded first point with LAK at NSH, Oct. 25...Missed 22 games due to injury.

**2007-08 HIGHLIGHTS**

Split the season with Colorado (NHL) and Lake Erie (AHL)... Played in 22 games with COL and posted 2-3-5...Ranked fourth on Lake Erie in points, tied for third on the club in assists and tied for second in power play points (20)...Led Lake Erie in points per game (1.05)...Had five three-point games, one four-point game and one five-point game with Lake Erie...Was recalled from Lake Erie three times during the season.

**2006-07 HIGHLIGHTS**

Scored a career-high 14 goals and totaled 22 points in his second season with COL...Collected 19 of his 22 points on the road...Led COL in SHGs (3)...Became the first Avalanche player to score three SHGs in a single season since Joe Sakic tallied three in 2000-01...Recorded first career OT goal at DET, Mar. 4...Collected a career best three-assists at EDM, Dec. 19...Posted first career multi-point game at MIN, Oct. 5.

# PACK FACT

Led the team with two short-handed goals despite only playing in 16 games last year.

## 2005-06 HIGHLIGHTS

Posted 13 points (3-10-13) and 12 PIM in his first NHL season with COL...Collected first career NHL goal and first career multi-point game (1-1-2) vs. VAN, Jan. 28... Recorded first NHL assist vs. STL, Jan. 9...Made NHL debut vs. VAN, Nov. 27...Made NHL playoff debut...**2006 Playoffs:** Collected first playoff goal vs. DAL, Apr. 28.

## 2004-05 HIGHLIGHTS

Collected 97 points (41-56-97) and 60 PIM in final year with Owen Sound (OHL)... Ranked third in the OHL in points, tied for third in goals, sixth in assists and second in GWGs (nine)...Was runner-up for OHL's Most Outstanding Player Award...Won Jerry Reid Memorial Award as Owen Sound's Team MVP...Selected as an OHL Third Team All-Star.

## PERSONAL

Nickname is "Richie"...He and his wife Lauren have a daughter named Lexi... Favorite movie is Dumb & Dumber...Favorite sport other than hockey is golf... Favorite pro athlete is Tiger Woods...Favorite hockey player growing up was Wayne Gretzky...Favorite food is sushi...Enjoys listening to George Strait...Favorite vacation spot is the Bahamas...If not a hockey player he would be a golfer...Loves water sports.

## 2016-17 REAL TIME STATS

Hits: 19

FOW: 121

Shots: 25

### CAREER HIGHLIGHTS

<b>MOST GOALS/GAME:</b> 3 – 10/23/10 at COL^	<b>MOST SHOTS/GAME:</b> 7 – 11/18/06 at MIN*	<b>LONGEST POINT STREAK:</b> 4 games – 10/15/16 – 10/21/16%
<b>MOST ASSISTS/GAME:</b> 3 – 12/19/06 at EDM*	<b>LONGEST GOAL STREAK:</b> 3 games – 12/1/09-12/5/09^	<b>CAREER HAT TRICKS:</b> 1 – 10/23/10 at COL^
<b>MOST POINTS/GAME:</b> 3 – 3 times (last 12/4/14 at PIT)#	<b>LONGEST ASSIST STREAK:</b> 3 games – 12/31/15-1/4/16%	<b>MULTIPLE POINT GAMES:</b> 29 – last 10/27/16 at PHI%
<b>MOST PIM/GAME:</b> 10 – 12/30/09 at CGY^		

### FIRSTS

<b>FIRST COYOTES GAME:</b> 10/9/15 at LAK	<b>FIRST NHL GAME:</b> 11/27/05 vs. VAN*
<b>FIRST COYOTES GOAL:</b> 10/24/15 at OTT	<b>FIRST NHL GOAL:</b> 1/28/06 vs. VAN*
<b>FIRST COYOTES ASSIST:</b> 10/15/15 vs. MIN	<b>FIRST NHL ASSIST:</b> 1/9/06 vs. STL*

\*w/COL, ^w/LAK, #w/VAN, %w/ARI

## CAREER STATISTICS

SEASON	TEAM	LEAGUE	REGULAR SEASON									PLAYOFFS				
			GP	G	A	PTS	PP	SH	GW	+/-	PIM	GP	G	A	PTS	PIM
2001-02	Owen Sound	OHL	58	12	21	33	3	0	0	-16	20	-	-	-	-	-
2002-03	Owen Sound	OHL	67	27	40	67	6	2	5	-10	54	4	1	1	2	0
2003-04	Owen Sound	OHL	15	7	9	16	5	0	0	2	4	-	-	-	-	-
2004-05	Owen Sound	OHL	68	41	56	97	14	2	9	26	60	8	6	4	10	8
2005-06	Colorado	NHL	41	3	10	13	1	0	0	0	12	9	1	0	1	6
	Lowell	AHL	29	4	13	17	2	0	0	-3	20	-	-	-	-	-
2006-07	Colorado	NHL	73	14	8	22	0	3	3	4	28	-	-	-	-	-
	Albany	AHL	3	0	1	1	0	0	0	-4	2	-	-	-	-	-
2007-08	Colorado	NHL	22	2	3	5	0	0	0	-3	8	-	-	-	-	-
	Lake Erie	AHL	38	14	26	40	7	2	0	-8	18	-	-	-	-	-
2008-09	Los Angeles	NHL	31	0	5	5	0	0	0	-6	11	-	-	-	-	-
	Manchester	AHL	3	1	2	3	0	0	0	-3	0	-	-	-	-	-
2009-10	Los Angeles	NHL	81	11	16	27	0	1	4	1	37	6	1	1	2	2
2010-11	Los Angeles	NHL	68	7	12	19	0	1	1	-13	47	6	2	3	5	2
2011-12	Los Angeles	NHL	59	5	3	8	0	1	0	-6	30	13	1	0	1	4
2012-13	Los Angeles	NHL	16	1	5	6	0	0	0	2	10	11	0	1	1	0
2013-14	Vancouver	NHL	73	11	12	23	1	2	2	1	39	-	-	-	-	-
2014-15	Vancouver	NHL	45	8	13	21	0	1	1	0	34	5	0	0	0	15
2015-16	Arizona	NHL	82	11	20	31	0	0	3	8	46	-	-	-	-	-
2016-17	Arizona	NHL	16	5	4	9	0	2	0	-1	15	-	-	-	-	-
<b>FRANCHISE TOTALS</b>			<b>98</b>	<b>16</b>	<b>24</b>	<b>40</b>	<b>0</b>	<b>2</b>	<b>3</b>	<b>7</b>	<b>61</b>	<b>-</b>	<b>-</b>	<b>-</b>	<b>-</b>	<b>-</b>
<b>NHL TOTALS</b>			<b>607</b>	<b>78</b>	<b>111</b>	<b>189</b>	<b>2</b>	<b>11</b>	<b>14</b>	<b>-13</b>	<b>317</b>	<b>50</b>	<b>5</b>	<b>5</b>	<b>10</b>	<b>29</b>



# 8 Tobias Rieder

**Drafted:** Edmonton's 7th choice (4th round, 114th overall) in the 2011 Entry Draft  
**Acquired:** From Edmonton in exchange for Kale Kessy, Mar. 29, 2013

**Right Wing**

**5'11" | 188**

**Shoots: Left**

**Born: January 10, 1993**

**Landshut, Germany**

**Age: 24**

**Career vs. NHL**

TEAM	GP	G	A	PTS	PIM
ANA	14	2	3	5	4
ARI	0	0	0	0	0
BOS	6	1	0	1	2
BUF	6	1	2	3	0
CGY	15	1	1	2	4
CAR	5	1	1	2	0
CHI	9	1	4	5	0
COL	9	3	1	4	2
CBJ	6	5	3	8	4
DAL	9	1	1	2	2
DET	6	0	3	3	2
EDM	14	3	2	5	0
FLA	4	2	0	2	0
LAK	13	3	3	6	4
MIN	8	0	2	2	2
MTL	6	0	2	2	0
NSH	7	2	1	3	0
NJD	6	1	2	3	0
NYI	6	0	2	2	0
NYR	6	1	0	1	2
OTT	6	1	2	3	0
PHI	6	1	1	2	0
PIT	6	4	0	4	0
SJS	15	1	4	5	0
STL	8	0	0	0	2
TBL	5	1	2	3	0
TOR	6	0	1	1	0
VAN	13	4	3	7	0
VGK	0	0	0	0	0
WSH	6	1	2	3	0
WPG	8	2	1	3	0
<b>Totals:</b>	<b>234</b>	<b>43</b>	<b>49</b>	<b>92</b>	<b>30</b>

**2016-17 HIGHLIGHTS**

Registered 16-18-34 in 80 games...Established a new career high in goals...Scored two PPGs, one SHG and one GWG...Ranked tied for second on ARI in goals, fifth in points, second in shots (155)...Scored 10 home goals, which were tied for second-most on the team...Third on the team with a 10.3 shooting%...Finished second among Coyotes' forwards in TOI/G (17:18)...Led ARI forwards and was second on the team in SH TOI/G (2:21) and SH TOI (188:44)...Scored his first goal of the season at OTT, Oct. 18...Posted a three-game point streak (1-2-3), Oct. 27 - Nov. 1...Scored goals in back-to-back games, Nov. 16-19...Collected 1-2-3 vs. TBL, Jan. 21...Recorded a three-game goal/point streak (3-2-5), Jan. 21-26...Skated in his 200th NHL game and scored a goal vs. VAN, Jan. 26...Had a goal and assist at BUF, Mar. 2...Notched a three-game point streak (1-3-4), Mar. 9-13...Skated in a season-high 21:52 at LAK, Mar. 14.

**2015-16 HIGHLIGHTS**

Played in a career-high 82 games, recording 14-23-37 and 10 PIM...Was 1 of 2 Coyotes to appear in all 82 games...Established career highs in goals (14), assists (23), points (37) and PPGs (2)...Extended his consecutive games streak to 154 since making his NHL debut on Nov. 2, 2014 at WSH...Played in his 100th career NHL game at STL, Dec. 8...His 189 shots led ARI forwards and ranked second on the team... Had 1-1-2 at LAK, Oct. 9...Scored a PPG vs. BOS, Oct. 17...Skated in a career-high 22:47 TOI at WPG, Nov. 21...Scored two goals vs. CBJ, Dec. 17...Totalled 0-3-3 vs. CHI, Dec. 29... Tallied 0-2-2 at VAN, Jan. 4... Collected 2-1-3 and seven shots vs. NSH, Jan. 9...Scored a PPG at VAN, Mar. 9...Scored the GWG vs. EDM, Mar. 22...Recorded a three-game point streak (2-2-4) Oct. 9-14 to open the season...Had an assist (0-3-3) in three straight games Nov. 10-14.

**2014-15 HIGHLIGHTS**

Recorded 13-8-21 in 72 games as a rookie...His 13 goals were tied for the most by a Coyotes rookie since the team arrived in ARI (Carcillo in 2007-08)...Led the team and NHL rookies in SHGs (3)...Tied for second on the team and ranked fourth among NHL rookies in shots (189)...Ranked fourth among NHL rookies in TOI/G (16:53)...Scored a goal at PIT, Mar. 28...Notched a SHG vs. PIT, Mar. 21...Scored a goal vs. CHI, Mar. 12...Had a goal vs. VAN, Mar. 5...Scored a goal vs. ANA, Mar. 3...Recorded a goal at CBJ, Feb. 3...Scored a goal at PHI, Jan. 27...Scored a goal at WPG, Jan. 18...Posted 1-1-2 vs. CBJ, Jan. 3...Scored two SHGs in 58 seconds at EDM, Dec. 1...Became the first rookie and just the second player in franchise history to score two SHGs in a game (Keith Tkachuk - Apr. 7, 1995)...Per Elias, Rieder's two SHGs in 58 seconds were the fastest two SHGs ever scored by an NHL rookie...Scored a goal vs. COL, Nov. 25...Earned his first career NHL assist at VAN, Nov. 14...Made his NHL debut and scored his first career goal at WSH, Nov. 2...Recalled from Portland (AHL) on Nov. 2...Skated in nine games for the Pirates and recorded 4-1-5, including two SHGs.

**2013-14 HIGHLIGHTS**

Skated in 64 games with Portland (AHL), recording 28-20-48 and 10 PIM...Made his professional debut and scored two goals on Oct. 9 versus Manchester...Notched 2-1-3 on Feb. 27 versus Worcester...Had 11 multi-point games...Ranked third among all Pirates in total points and second in goals...Recorded a five-game point streak (4-3-7) from Mar. 26 - Apr. 2.

**2012-13 HIGHLIGHTS**

Appeared in 52 games with Kitchener (OHL) as an Assistant Captain, recording 27-29-56 and 12 PIM...Led the team in points and ranked second in goals and assists...Registered 2-10-12 and four PIM in nine postseason games with the Rangers...Ranked first on the team in postseason assists and tied for first in points...Notched a five-game goal streak (8-2-10) from Feb. 1 -10...Registered a 12-game point streak (14-5-19) from Jan. 13 - Feb. 10...Collected 16 multi-point games...Recorded a hat trick (3-1-4) on Feb. 3 vs. Erie.

**2011-12 HIGHLIGHTS**

Skated in 60 games with Kitchener, totaling 42-43-85 and 25 PIM...Led the Rangers in points and goals...Ranked third on the team in assists...Named OHL Playoff Player of the Week for Apr. 16-22 after collecting 4-3-7 in three games...Recorded 27 multi-point games.

**2010-11 HIGHLIGHTS**

Made his OHL debut with Kitchener...Appeared in 65 games, registering 23-26-49 and 35 PIM...Ranked sixth on the team in points and fifth in goals...Notched 0-2-2 and four PIM in seven postseason games...Scored his first OHL goal in his first OHL multi-point game (1-2-3) vs. Saginaw on Sept. 24.

**2009-10 HIGHLIGHTS**

Played in five games with EV Landshut U18, recording 6-3-9 and 25 PIM...Skated in four postseason games with the team, totaling 5-1-6 and two PIM...Notched 10-13-23 and 28 PIM in 45 games with EV Landshut (Germany 2).

**2008-09 HIGHLIGHTS**

Registered 28-24-52 and 18 PIM in 36 games with EV Landshut U18...Added 6-8-14 and 10 PIM in nine postseason games.

**INTERNATIONAL CAREER**

**2017:** Appeared in three games and scored a goal with Germany at the IIHF World Championships in Cologne, Germany and Paris, France...**2016:** Skated in six games and tallied an assist with Team Europe at the World Cup...Recorded 1-1-2 in four games with Germany at the IIHF World Championships in Russia...**2015:** Played in seven games and recorded three assists for Germany at the IIHF World Championships in the Czech Republic...**2014:** Played in seven games (1-0-1) with Germany at the IIHF World Championships in Sweden...**2013:** Scored three goals and had two assists for Germany at the World Junior Championships in Russia...**2012:** Played in five games and recorded 5-8-13 at the Division 1A World Junior Championships in Germany...**2011:** Played in six games of the World Junior Championships in Buffalo, N.Y., for Team Germany and recorded 1-1-2.

**PERSONAL**

Nickname is "Tobi"...Favorite player growing up was Marco Sturm...His favorite movie is Old School...Also enjoys playing soccer and would like to be a soccer player if he wasn't playing hockey...Listens to hip hop before games...Would like to star on The Voice.

# PACK FACT

Scored a career-high 16 goals last season, which were the second-most on the Coyotes.

## 2016-17 REAL TIME STATS

Hits: 24

Blocks: 38

Shots: 155

### CAREER HIGHLIGHTS

<b>MOST GOALS/GAME:</b> 2 – 3 times (last 1/9/16 vs. NSH)	<b>MOST SHOTS/GAME:</b> 8 – 4/9/15 at VAN	<b>LONGEST POINT STREAK:</b> 3 games – 5 times (last 3/9/17 – 3/13/17)
<b>MOST ASSISTS/GAME:</b> 3 – 12/29/15 vs. CHI	<b>LONGEST GOAL STREAK:</b> 3 games – 1/21/17 – 1/26/17	<b>CAREER HAT TRICKS:</b> NONE
<b>MOST POINTS/GAME:</b> 3 – 4 times (last 1/21/17 vs. TBL)	<b>LONGEST ASSIST STREAK:</b> 3 games – 2 times (last 3/9/17 – 3/13/17)	<b>MULTIPLE POINT GAMES:</b> 10 (last 3/11/17 vs. NJD)
<b>MOST PIM/GAME:</b> 2 – 15 times (last 2/13/17 at CGY)		


### FIRSTS

<b>FIRST COYOTES GAME:</b> 11/2/14 at WSH	<b>FIRST NHL GAME:</b> 11/2/14 at WSH
<b>FIRST COYOTES GOAL:</b> 11/2/14 at WSH	<b>FIRST NHL GOAL:</b> 11/2/14 at WSH
<b>FIRST COYOTES ASSIST:</b> 11/14/14 at VAN	<b>FIRST NHL ASSIST:</b> 11/14/14 at VAN

## CAREER STATISTICS

SEASON	TEAM	LEAGUE	GP	REGULAR SEASON							PLAYOFFS					
				G	A	PTS	PP	SH	GW	+/-	PIM	GP	G	A	PTS	PIM
2008-09	EV Landshut	Germany JR.	36	27	24	51	-	-	-	-	18	9	6	8	14	10
2009-10	EV Landshut	Germany JR.	5	6	3	9	-	-	-	-	25	4	5	1	6	2
	Landshut	Germany-2	45	10	13	23	-	-	-	-	28	6	0	0	0	0
2010-11	Kitchener	OHL	65	23	26	49	4	2	5	9	35	7	0	2	2	4
2011-12	Kitchener	OHL	60	42	43	85	9	7	8	22	25	16	13	14	27	4
2012-13	Kitchener	OHL	52	27	29	56	8	2	6	9	12	9	2	10	12	4
2013-14	Portland	AHL	64	28	20	48	10	0	1	14	10	-	-	-	-	-
2014-15	Portland	AHL	9	4	1	5	0	2	1	2	0	-	-	-	-	-
	Arizona	NHL	72	13	8	21	0	3	1	-19	14	-	-	-	-	-
2015-16	Arizona	NHL	82	14	23	37	2	0	1	-21	10	-	-	-	-	-
2016-17	Arizona	NHL	80	16	18	34	2	1	1	-8	6	-	-	-	-	-
<b>FRANCHISE &amp; NHL TOTALS</b>			<b>234</b>	<b>43</b>	<b>49</b>	<b>92</b>	<b>4</b>	<b>4</b>	<b>3</b>	<b>-48</b>	<b>30</b>	<b>-</b>	<b>-</b>	<b>-</b>	<b>-</b>	<b>-</b>





# 34 Zac Rinaldo

**Drafted:** Philadelphia's 4th choice (6th round, 178th overall) in the 2008 Entry Draft  
**Acquired:** Signed as a free agent, July 1, 2017

**2016-17 HIGHLIGHTS**

Skated in 29 games with Providence (AHL)...Registered 5-2-7 and 20 PIM...Scored one SHG...Scored a goal and added an assist at Wilkes-Barre, Dec. 30...Scored in consecutive games, Jan. 15-20.

**2015-16 HIGHLIGHTS**

Recorded 1-2-3 and 83 PIM in 52 games with Boston... Finished third on the Bruins in PIM...Appeared in two games and totaled 12 PIM with Providence.

**2014-15 HIGHLIGHTS**

Skated in 58 games with Philadelphia, registering 1-5-6 and 102 PIM...Led the Flyers in PIM for the fourth consecutive season...Had 17 PIM vs. PIT, Jan. 20.

**2013-14 HIGHLIGHTS**

Appeared in a career-high 67 games with the Flyers... Collected 2-2-4 and 153 PIM...Finished first on PHI and fifth in the NHL in PIM...Notched 27 PIM at DAL, Dec. 7...**2014 Playoffs:** Skated in seven Stanley Cup Playoffs games against NYR.

**2012-13 HIGHLIGHTS**

Registered 3-2-5 in 32 games with Philadelphia...Had a team-leading 85 PIM...Set a new career high for goals in a season...Scored and had an assist (1-1-2) vs. PIT, Mar. 7... Notched 17 PIM at WSH, Feb. 1...Recorded 2-3-5 and 92 PIM in 31 games with Adirondack (AHL)...Ranked fourth on the team in PIM.

**2011-12 HIGHLIGHTS**

Skated in 66 games with the Flyers...Totaled 2-7-9 and a career-high 232 PIM...Led PHI and was second in the NHL in PIM...Notched 19 PIM vs. NYR, Feb. 11...Also appeared in four contests with Adirondack...Had 1-1-2 with 11 PIM...**2012 Playoffs:** Totaled 48 PIM in five playoff contests

**2010-11 HIGHLIGHTS**

Recorded 3-6-9 with 331 PIM in 60 games with the Phantoms...Led Adirondack and was second in the AHL in PIM...**2011 Playoffs:** Made NHL postseason debut and appeared in two Stanley Cup Playoffs games with PHI.

**PERSONAL**

Nicknames are "Rhino", "Reno" and "Rinny"...Eric Lindros was his favorite player growing up...Lil Wayne is his favorite artist... "A Brony Tale" is his favorite movie...Enjoys fashion, music and fatherhood...He and his wife, Gina, have a son, Adonis.

**Left Wing**

**5'10" | 192**

**Shoots: Left**

**Born: June 15, 1990**

**Mississauga, Ontario**

**Age: 27**

**Career vs. NHL**

TEAM	GP	G	A	PTS	PIM
ANA	5	0	0	0	2
ARI	5	0	1	1	30
BOS	9	0	0	0	40
BUF	12	1	1	2	61
CGY	4	0	0	0	4
CAR	12	0	0	0	8
CHI	5	0	0	0	14
COL	6	0	0	0	0
CBJ	9	0	0	0	18
DAL	7	0	0	0	35
DET	9	1	1	2	24
EDM	6	0	2	2	14
FLA	12	0	0	0	26
LAK	5	0	0	0	21
MIN	5	0	0	0	4
MTL	15	1	2	3	27
NSH	5	0	1	1	12
NJD	17	1	1	2	28
NYI	13	2	2	4	8
NYR	16	0	0	0	56
OTT	12	0	1	1	26
PHI	3	0	0	0	15
PIT	17	1	2	3	54
SJS	6	0	0	0	0
STL	5	0	0	0	0
TBL	12	0	0	0	21
TOR	14	1	1	2	26
VAN	7	0	1	1	27
VGK	0	0	0	0	0
WSH	13	0	2	2	47
WPG	9	1	0	1	7
<b>Totals:</b>	<b>275</b>	<b>9</b>	<b>18</b>	<b>27</b>	<b>655</b>

# PACK FACT

Has collected 655 penalty minutes in 275 career NHL games.

## CAREER HIGHLIGHTS

<b>MOST GOALS/GAME:</b> 1 – 9 times (last 11/23/15 at TOR)^	<b>MOST SHOTS/GAME:</b> 5 – 1/11/16 at NYR^	<b>LONGEST POINT STREAK:</b> 2 games – 2 times (last 2/2/12 – 2/4/12)*
<b>MOST ASSISTS/GAME:</b> 1 – 18 times (last 1/19/16 at MTL)^	<b>LONGEST GOAL STREAK:</b> None	<b>CAREER HAT TRICKS:</b> None
<b>MOST POINTS/GAME:</b> 2 – 2 times (last 3/14/15 vs. DET)*	<b>LONGEST ASSIST STREAK:</b> 2 games – 2 times (last 2/2/12 – 2/4/12)*	<b>MULTIPLE POINT GAMES:</b> 2 (last 3/14/15 vs. DET)*
<b>MOST PIM/GAME:</b> 27 – 12/7/13 at DAL*		

## FIRSTS

<b>FIRST COYOTES GAME:</b> -	<b>FIRST NHL GAME:</b> 10/6/11 at BOS*
<b>FIRST COYOTES GOAL:</b> -	<b>FIRST NHL GOAL:</b> 11/3/11 vs. NJD*
<b>FIRST COYOTES ASSIST:</b> -	<b>FIRST NHL ASSIST:</b> 10/18/11 at OTT*

\*w/ PHI, ^w/BOS

## CAREER STATISTICS

SEASON	TEAM	LEAGUE	GP	REGULAR SEASON								PLAYOFFS					
				G	A	PTS	PP	SH	GW	+/-	PIM	GP	G	A	PTS	PIM	
2010-11	Philadelphia	NHL	0	0	0	0	0	0	0	0	0	0	2	0	0	0	12
	Adirondack	AHL	60	3	6	9	0	0	0	-7	331	-	-	-	-	-	-
2011-12	Philadelphia	NHL	66	2	7	9	0	0	0	-1	232	5	0	0	0	48	
	Adirondack	AHL	4	1	1	2	0	0	0	0	11	-	-	-	-	-	
2012-13	Philadelphia	NHL	32	3	2	5	0	0	0	-7	85	-	-	-	-	-	
	Adirondack	AHL	31	2	3	5	0	0	0	-7	92	-	-	-	-	-	
2013-14	Philadelphia	NHL	67	2	2	4	0	0	1	-13	153	7	0	0	0	4	
2014-15	Philadelphia	NHL	58	1	5	6	0	0	0	-9	102	-	-	-	-	-	
2015-16	Boston	NHL	52	1	2	3	0	0	0	-5	83	-	-	-	-	-	
	Providence	AHL	2	0	0	0	0	0	0	0	12	-	-	-	-	-	
2016-17	Providence	AHL	29	5	2	7	0	1	0	-12	20	-	-	-	-	-	
	<b>NHL TOTALS</b>		<b>275</b>	<b>9</b>	<b>18</b>	<b>27</b>	<b>0</b>	<b>0</b>	<b>1</b>	<b>-35</b>	<b>655</b>	<b>14</b>	<b>0</b>	<b>0</b>	<b>0</b>	<b>64</b>	





# 2 Luke Schenn

**Drafted:** Toronto's 1st choice (1st round, 5th overall) in the 2008 Entry Draft  
**Acquired:** Signed as a free agent, July 23, 2016

## Defense

6'2" | 225

Shoots: Right

Born: Nov. 2, 1989

Saskatoon, Saskatchewan

Age: 27

### Career vs. NHL

TEAM	GP	G	A	PTS	PIM
ANA	18	1	3	4	28
ARI	9	0	2	2	8
BOS	35	3	12	15	30
BUF	36	1	10	11	27
CGY	21	1	5	6	8
CAR	27	2	2	4	8
CHI	11	1	3	4	31
COL	12	0	1	1	0
CBJ	14	0	2	2	11
DAL	13	1	3	4	2
DET	12	0	0	0	13
EDM	18	1	2	3	21
FLA	28	2	5	7	8
LAK	14	0	0	0	8
MIN	13	1	1	2	4
MTL	35	1	7	8	33
NSH	13	1	1	2	11
NJD	31	1	5	6	13
NYI	29	0	3	3	8
NYR	32	1	4	5	47
OTT	34	5	6	11	40
PHI	18	2	4	6	9
PIT	27	2	7	9	20
SJS	16	0	3	3	6
STL	14	0	2	2	11
TBL	28	0	4	4	18
TOR	11	1	1	2	8
VAN	18	1	2	3	23
VGK	0	0	0	0	0
WSH	30	0	4	4	26
WPG	27	0	3	3	14
<b>Totals:</b>	<b>644</b>	<b>29</b>	<b>107</b>	<b>136</b>	<b>494</b>

### 2016-17 HIGHLIGHTS

Skated in 78 games in his first season with Arizona... Totaled 1-7-8 and 85 PIM... Led the team in PIM and with a career-high 286 hits... Finished third in the NHL in hits and was one of two players to tally 200+ hits and 134 blocked shots... His 286 hits were the most in a season by a Coyote since hits started being kept as a consistent stat in 2005-06... Ranked second among team defensemen in SH TOI/G (2:14), SH TOI (174:38) and blocked shots (134)... Skated in ARI debut vs. PHI, Oct. 15... Notched first point with Coyotes (assist) vs. SJS, Nov. 1... Appeared in his 600th NHL game at VAN, Jan. 4... Tied his career high for assists in a game with two at CGY, Feb. 13... Matched his career high with six shots vs. SJS, Feb. 18... Skated in a season-high 25:13 vs. WSH, Mar. 31... Scored his first goal with ARI vs. VAN, Apr. 6.

### 2015-16 HIGHLIGHTS

Totaled 4-12-16 and 82 PIM in 72 games with the Flyers and Kings... Began the season with Philadelphia, recording 2-3-5 and 30 PIM in 29 games... Tallied two assists vs. BUF, Oct. 27... Had a three-game point streak (1-3-4), Oct. 21 - 29... Played in his 500th career NHL game at BUF, Oct. 30... Scored a goal at CAR, Nov. 14... Traded to LAK with Vincent Lecavalier in exchange for Jordan Weal and a third-round selection in the 2016 Entry Draft on Jan. 6... Collected 2-9-11, a plus-five rating and 52 PIM in 43 contests with the Kings... Skated in 15:59 in his Kings debut vs. TOR, Jan. 7... Notched his first point (assist) with LAK at ARI, Jan. 23... Scored a goal and an assist at BOS, Feb. 9... Had a goal vs. CGY, Feb. 23... Registered his 100th career NHL assist vs. DAL, Apr. 2... **2016 Playoffs:** Totaled 1-1-2 with six PIM in five games with LAK in the WCQF vs. SJS.

### 2014-15 HIGHLIGHTS

Appeared in 58 games... Recorded 3-11-14 and 18 PIM... Ranked third on the team with 194 hits... Finished tied for fourth on PHI with 89 blocked shots... Registered his 100th career point (goal) vs. EDM, Nov. 4... Recorded a three-game point streak (1-2-3) from Jan. 17 - 20... Collected two assists vs. STL, Mar. 5.

### 2013-14 HIGHLIGHTS

Registered 4-8-12 in 79 games with the Flyers... Had 58 PIM... Led PHI and ranked sixth in the NHL with 260 hits... Played in his 100th game with PHI at LAK, Feb. 1... Recorded his 300th career PIM vs. BOS, Jan. 25... Skated in his 400th NHL game at NYR, Jan. 11... **2014 Playoffs:** Skated in seven games of ECQF vs. NYR... Scored a goal at NYR, Apr. 20.

### 2012-13 HIGHLIGHTS

Skated in 47 games in his first season with PHI, totaling 3-8-11 and 34 PIM... Posted a plus-three rating... Ranked tied for third in the NHL with 187 hits... Made his team debut vs. PIT, Jan. 19... Scored his first goal and first multi-point game (1-1-2) as a Flyer at FLA, Jan. 26... Skated in career-high 32:51 at MTL, Apr. 15... It marked the most a Flyer had played in a regulation game in more than 12 years (Desjardins - 33:14, 2/27/01).

### 2011-12 HIGHLIGHTS

Recorded 2-20-22 in 79 games with the Leafs... Established a new career high for assists in a season and tied his career best for points in a season (2010-11)... Collected 62 PIM... Skated in a season-high 27:00 at DAL, Nov. 25... Registered multi-point games in back-to-back contests at ANA, Nov. 27 (1-1-2) and vs. BOS, Nov. 30 (0-2-2)... Had two assists at PHI, Feb. 9.

### 2010-11 HIGHLIGHTS

Appeared in a career-high 82 games... Totaled 5-17-22 and 34 PIM... Tied his career high for goals in a season (2009-10)... Ranked first among NHL defensemen with 251 hits... Led TOR with 168 blocked shots... Tallied two assists at PIT, Oct. 13... Scored a goal and was plus-three at OTT, Jan. 1... Skated in his 200th career NHL game vs. CAR, Feb. 3... Had a goal and an assist vs. CHI, Mar. 5... Collected 1-1-2 at BOS, Mar. 31.

### 2009-10 HIGHLIGHTS

Registered 5-12-17 and 50 PIM in 79 games with the Leafs... Owned a plus-two rating... Led the Leafs with 173 hits... Ranked second on the team in blocked shots (116)... Recorded a career-best two goals and three points (2-1-3) with a plus-four rating vs. OTT, Feb. 6... Played in his 100th career game vs. NYI, Dec. 9... Tallied two assists at BUF, Jan. 8... Had 0-2-2 vs. BOS, Mar. 9... Scored the GWG vs. BUF, Apr. 1.

### 2008-09 HIGHLIGHTS

Skated in 70 games in his rookie season with TOR... Collected 2-12-14 and 71 PIM... Named to the NHL's All-Rookie Team... Ranked first on the Leafs in hits (206) and third in blocked shots (119)... Finished first among NHL rookies in blocked shots and first among League rookie defensemen in hits... Made his NHL debut at DET, Oct. 9... Recorded his first career point (assist) at NJD, Oct. 29... Scored his first career NHL goal at MTL, Feb. 7... Skated in a season-high 27:37 vs. EDM, Mar. 7... Notched two assists vs. CGY, Mar. 14... Posted 1-1-2 including a PPG and five PIM at PHI, Apr. 3... Appeared in the Young Stars game at the 2009 NHL All-Star Weekend in MTL... Missed 12 games due to knee injury.

### 2007-08 HIGHLIGHTS

Recorded 7-21-28 and 98 PIM in 57 games in his final season with Kelowna (WHL)... Posted a plus-five rating... Completed his junior career with 12-56-68 and 323 PIM in 189 games with the Rockets... Added 2-2-4 and six PIM in seven postseason games.

### INTERNATIONAL

**2013:** Skated in seven games with Canada at the IIHF World Championship in Stockholm, Sweden and Helsinki, Finland... Totaled 1-1-2 and 27 PIM... **2012:** Tallied an assist and 25 PIM in eight games with Canada at the 2012 IIHF World Championship in Helsinki, Finland and Stockholm, Sweden... **2011:** Appeared in seven games with Canada at the 2011 IIHF World Championship in Slovakia... Tallied an assist and a plus-two rating... **2009:** Won a silver medal with Canada at the 2009 IIHF World Championship in Switzerland... Registered an assist and a plus-four rating in nine games... **2008:** Won a gold medal with Canada at the 2008 World Junior Championship in the Czech Republic... Posted a plus-five rating and six PIM in seven games... **2007:** Scored three goals and was plus-nine in six games with Canada at the 2007 IIHF World U18 Championship in Finland... **2006:** Scored a goal and had 10 PIM in five games with Canada Western U17 at the WHC-17.

### PERSONAL

Nickname is "Schenner"... Favorite player growing up was Rob Blake... Favorite artist is Garth Brooks... "Happy Gilmore" is his favorite movie... Enjoys golf and football... Playing in his first NHL game is his most memorable hockey moment... He and his wife, Jessica, have a son, Kingston... His brother Brayden is a member of the St. Louis Blues.



# PACK FACT

Set a single-season high and finished third in the NHL with 286 hits. Schenn was one of two players to record over 200 hits and 134 blocked shots last year.

## 2016-17 REAL TIME STATS

Hits: 286

Blocks: 134

Shots: 88

### CAREER HIGHLIGHTS

**MOST GOALS/GAME:**  
2 – 2/6/10 vs. OTT^

**MOST SHOTS/GAME:**  
6 – 5 times (last 2/18/17 vs. SJS)&

**MOST ASSISTS/GAME:**  
2 – 10 times (last 2/13/17 at CGY)&

**LONGEST GOAL STREAK:**  
None

**MOST POINTS/GAME:**  
3 – 2/6/10 vs. OTT^

**LONGEST ASSIST STREAK:**  
2 games – 12 times (last 3/17/16 – 3/19/16)\*

**MOST PIM/GAME:**  
17 – 4 times (last 2/2/17 vs. CHI)&

**LONGEST POINT STREAK:**  
3 games – 2 times (last 10/21/15 – 10/29/15)#

**CAREER HAT TRICKS:**  
NONE

**MULTIPLE POINT GAMES:**  
18 – last 2/13/17 at CGY&

### FIRSTS

**FIRST COYOTES GAME:**  
10/15/16 vs. PHI

**FIRST COYOTES GOAL:**  
4/6/17 vs. VAN

**FIRST COYOTES ASSIST:**  
11/1/16 vs. SJS

**FIRST NHL GAME:**  
10/9/08 at DET

**FIRST NHL GOAL:**  
2/7/09 at MTL

**FIRST NHL ASSIST:**  
10/29/08 at NJD

^w/ TOR, #w/PHI, \*w/LAK, &w/ARI

## CAREER STATISTICS

SEASON	TEAM	LEAGUE	GP	REGULAR SEASON								PIM	PLAYOFFS				
				G	A	PTS	PP	SH	GW	+/-	GP		G	A	PTS	PIM	
2005-06	Kelowna	WHL	60	3	8	11	0	0	0	1	86	12	0	0	0	14	
2006-07	Kelowna	WHL	72	2	27	29	1	0	0	-10	139	-	-	-	-	-	
2007-08	Kelowna	WHL	57	7	21	28	1	0	0	5	98	7	2	2	4	6	
2008-09	Toronto	NHL	70	2	12	14	1	0	0	-12	71	-	-	-	-	-	
2009-10	Toronto	NHL	79	5	12	17	0	0	1	2	50	-	-	-	-	-	
2010-11	Toronto	NHL	82	5	17	22	0	0	0	-7	34	-	-	-	-	-	
2011-12	Toronto	NHL	79	2	20	22	0	0	0	-6	62	-	-	-	-	-	
2012-13	Philadelphia	NHL	47	3	8	11	0	0	0	3	34	-	-	-	-	-	
2013-14	Philadelphia	NHL	79	4	8	12	0	0	0	0	58	7	1	0	1	0	
2014-15	Philadelphia	NHL	58	3	11	14	0	0	0	-2	18	-	-	-	-	-	
2015-16	Philadelphia	NHL	29	2	3	5	0	0	0	-7	30	-	-	-	-	-	
	Los Angeles	NHL	43	2	9	11	1	0	0	5	52	5	1	1	2	6	
2016-17	Arizona	NHL	78	1	7	8	0	0	0	-9	85	-	-	-	-	-	
<b>FRANCHISE TOTALS</b>			<b>78</b>	<b>1</b>	<b>7</b>	<b>8</b>	<b>0</b>	<b>0</b>	<b>0</b>	<b>-9</b>	<b>85</b>	-	-	-	-	-	
<b>NHL TOTALS</b>			<b>644</b>	<b>29</b>	<b>107</b>	<b>136</b>	<b>2</b>	<b>0</b>	<b>1</b>	<b>-33</b>	<b>494</b>	<b>12</b>	<b>2</b>	<b>1</b>	<b>3</b>	<b>6</b>	





# 21 Derek Stepan

**Drafted:** N.Y. Rangers' 2nd choice (2nd round, 51st overall) in the 2008 Entry Draft  
**Acquired:** From the N.Y. Rangers with Antti Raanta in exchange for Tony DeAngelo and the 7th overall choice in the 2017 Entry Draft on June 23, 2017

Center

6'0" | 196

Shoots: Right

Born: June 18, 1990

Hastings, Minnesota

Age: 27

### Career vs. NHL

TEAM	GP	G	A	PTS	PIM
ANA	11	3	2	5	4
ARI	11	1	6	7	0
BOS	22	7	12	19	2
BUF	23	6	7	13	6
CGY	9	3	5	8	2
CAR	26	9	16	25	2
CHI	11	1	2	3	0
COL	10	4	4	8	0
CBJ	18	7	11	18	4
DAL	10	4	4	8	4
DET	13	3	2	5	6
EDM	8	0	6	6	2
FLA	23	5	14	19	6
LAK	10	2	4	6	0
MIN	9	2	4	6	4
MTL	22	3	11	14	6
NSH	9	2	1	3	4
NJD	32	12	13	25	8
NYI	32	4	14	18	16
NYR	0	0	0	0	0
OTT	21	7	10	17	10
PHI	33	9	22	31	14
PIT	34	7	11	18	8
SJS	9	2	5	7	2
STL	9	1	6	7	0
TBL	23	8	10	18	2
TOR	22	4	11	15	8
VAN	9	2	5	7	2
VGK	0	0	0	0	0
WSH	28	6	7	13	0
WPG	18	4	7	11	8
<b>Totals:</b>	<b>515</b>	<b>128</b>	<b>232</b>	<b>360</b>	<b>130</b>

### 2016-17 HIGHLIGHTS

Registered 17-38-55 in 81 games with NYR...Ranked third on the Rangers in points, second in assists, tied for fifth in goals, third in plus-minus (plus-19)...Led the team in shots (209) and home assists (24)...Recorded a team-leading 18 power-play points (PPPs) and tied for the team lead in power-play assists (PPAs) (14)...Ranked second among NYR forwards in TOI/G (18:36)...Collected 11 multi-point games including four three-point performances...Tallied his 200th NHL Assist vs. STL, Nov. 1...Had a three-game point streak (1-4-5), Nov. 1-5...Scored and added two assists vs. MIN, Dec. 23...Scored twice vs. OTT, Dec. 27...Notched 2-1-3 vs. DAL, Jan. 17...Skated in his 500th career NHL game at TBL, Mar. 6... Totaled a career-high 10 shots at CAR, Mar. 9... Posted a four-game point streak (3-1-4), Mar. 22-28...**2017 Playoffs:** Appeared in 12 Stanley Cup Playoffs games with NYR...Recorded 2-4-6...Had a four-game point streak (1-3-4) in the ECSE vs. OTT, Apr. 29 – May 6.

### 2015-16 HIGHLIGHTS

Registered 22-31-53 in 72 games with NYR...Established career highs in goals and SHGs (three)...Finished tied for sixth in the NHL in SHGs and was the only Ranger to score a SHG...Led the Rangers in shots (192), takeaways (62) and shorthanded points (three)...Tied for the team lead with five GWGs...Ranked third on the team in points (53), tied for second in even-strength assists (22), tied for third in goals, assists (31), PPGs (five) and even-strength points (36)...Finished fourth on NYR in power-play assists (nine) and power-play points (14)...NYR owned a 28-7-3 record in games he notched a point and a 15-1-3 mark in games which he scored a goal...Collected 13 multi-point games... Began the season with a three-game point streak (2-3-1), Oct. 7-10...Scored the GWG in the season opener at CHI, Oct. 7...Scored a goal and won eight of 12 faceoffs (66.7%) vs. CBJ, Oct. 10...Collected 3-4-7 and was plus-five in nine games from Nov. 6-23...Tallied two assists vs. STL, Nov. 12...Led the Rangers in points (16-25-41) from returning to the lineup on Dec. 18 to the end of the regular season... Scored two goals including a SHG and was plus-two vs. DAL, Jan. 5...Totaled 14-24-38 in the final 39 games of the season...Recorded a four-game assist/point streak (1-4-5), Jan. 16-22...Scored a goal and had an assist vs. VAN, Jan. 19...Skated in his 400th NHL game at OTT, Jan. 24... Posted a three-game point streak (3-2-5), Feb. 10-14...Had 1-1-2 vs. LAK, Feb. 12...Scored twice and tallied his 100th NHL goal vs. PHI, Feb. 14...Tied a career high with seven shots vs. CHI, Feb. 17...Notched 1-1-2 including the GWG at TOR, Feb. 18...Registered a five-game point streak (2-5-7), Mar. 4-13...Collected 1-1-2 including the GWG at WSH, Mar. 4...Recorded a point in eight of the final 10 games of the season (6-9-15)...Totaled 1-2-3 including his 40th point of the season vs. BOS, Mar. 23...Became the second player in Rangers history to record 40+ points in each of his first six NHL seasons...Tallied 1-1-2 at MTL, Mar. 26...Posted a five-game point streak (4-5-9), Mar. 31 – Apr. 7...Tallied 1-1-2 including his 300th NHL point and his 20th goal of the season at CBJ, Apr. 4...Scored 20 goals in a season for the second time in his career...Became the first player to record all of his first 300 NHL points with the Rangers since Brian Leetch...Scored twice and added an assist vs. TBL, Apr. 5... Reached the 50-point mark for the third consecutive season and became the first NYR center to record 50+ points in three straight seasons since Wayne Gretzky (1996-97 – 1998-99)...**2016 Playoffs:** Scored two goals in five Stanley Cup Playoffs games...Led NYR in shots (20) and tied for the team lead in playoff goals (two)...Tied a playoff career high with two goals and seven shots in Game 1 of the ECQF at PIT, Apr. 13.

### 2014-15 HIGHLIGHTS

Skated in 68 games with NYR, totaling 16-39-55 and 22 PIM...Selected as an alternate captain...Ranked third on the team in points, second in assists and plus-minus (+26)...

His plus-26 was a career high...Totaled a career-best five shorthanded points and tied a career high in shorthanded assists (three)...Finished as one of two NHL players who ranked tied for fifth or higher on his team in all of these categories: assists, points, GWGs, plus-minus, shots, PPGs, PPAs, PPPs, SHGs, SHAs and SHPs...Tied for the NHL lead in SHAs (shorthanded assists)...Tied for second in shorthanded points and tied for ninth in plus-minus... Ranked 11th in the League in assists (39) from his season debut (Nov. 8) until the end of the season...Registered 50+ points for the second consecutive season...Tied for the team lead in SHAs and SHPs...Recorded 11-32-43 in his first 44 games of the season...Tallied two assists including his 200th NHL point vs. PIT, Nov. 11...Registered a career-high seven-game point streak (1-8-9), Nov. 17 – Dec. 1...Skated in his 300th NHL game and had an assist vs. TBL, Nov. 17... Matched his career high with three assists at PHI, Nov. 28... Earned a point in five straight games (4-4-8), Dec. 16-27... Scored his third career NHL hat trick vs. NJD, Dec. 27... Became the first Ranger to record an even strength goal, a power play goal and a shorthanded goal in the same game since Brendan Shanahan vs. NYI, Dec. 3, 2006...Was the first NYR player to score a PPG and a SHG in the same game since 2009 as well as the first Ranger to score all three of his team's goals in a game since 2010...Tied a career high with three assists at FLA, Dec. 31...Recorded three consecutive multi-point games: 0-2-2 at ARI, Feb. 14, 1-2-3 at NYI, Feb. 16 and 1-1-2 vs. VAN, Feb. 19...Tallied 2-1-3 vs. ANA, Mar. 22...Scored the game-tying goal with 27.5 seconds remaining in regulation and scored the GWG in OT vs. CBJ, Apr. 6...Became the first Ranger to score a goal in the final minute of the third period and also record the GWG in OT since the NHL adopted the current OT format in 1983-84...Totaled 16 multi-point games including six three-point contests...Received the John Halligan Good Guy Award for cooperation with the media...**2015 Playoffs:** Collected 5-7-12 in 19 postseason games...Tied a career high with five playoff goals...Ranked third on NYR in points and shots (48)...Tied for third on the team in goals, assists and GWGs (one)...Tallied 1-1-2 vs. PIT in Game 2 of the ECQF, Apr. 18... Notched a playoff career high six-game point streak (3-5-8), May 8-20...Scored the OT GWG in Game 7 vs. WSH, May 13...Skated in his 80th career NHL playoff game in Game 7 vs. TBL, May 29.

### 2013-14 HIGHLIGHTS

Totaled 17-40-57 in 82 games with the Rangers...Posted a plus-12 rating...Established career highs in assists, points, shots (199), PPGs (five), PPAs (13) and PPPs (18)...Matched his career high for games played and shorthanded assists (three)...one of three Rangers to play in all 82 games... Tied for the team lead in assists...Ranked second on NYR in points and plus-minus...Led the team in shorthanded assists...Finished tied for second on the team in PPAs and PPPs...Tied for third in shorthanded points (three) and tied for fifth in goals...Skated in every regular season game for the fourth consecutive season...Became the first Ranger to skate in every game of each of his first four NHL seasons since A dy Heberton (1955-56 – 1958-59)...Also became the third Ranger to play in all of his team's games in the first four seasons of his career, beginning with the season he made his NHL debut...Was the first NYR player to have played in every game in four straight seasons since Brian Leetch (1993-94 – 1996-97)...NYR owned a 12-2-1 record in games he scored a goal and a 30-9-2 mark in games he tallied a point...Scored his second career hat trick vs. CAR, Nov. 2...Had a three-game point streak (1-2-3), Nov. 6-10... Registered a five-game point streak (3-5-8), Jan. 18-26... Scored a penalty shot goal and added an assist at NJD, Jan. 26...Became the first NHL player to score on a penalty shot in an outdoor game in NHL history...Totaled 7-15-22 in 23 games following the Olympic break...Record a career-long six-game assist streak (1-8-9), Feb. 27 – Mar. 9...Scored a goal in three consecutive games (3-1-4), Mar. 18-22...

# PACK FACT

Stepan has finished every season ranked third or higher on the New York Rangers in scoring since the 2012-13 campaign.

Matched a career high with three assists at EDM, Mar. 30...Tallied his 40th assist of the season vs. BUF, Apr. 10...Reached the 40-assist mark for the first time in his NHL career...**2014 Playoffs:** Totaled 5-10-15 in 24 Stanley Cup Playoffs games... Helped NYR reach the Stanley Cup Final vs. LAK...Set playoff career highs in games, goals, assists, points, PPGs (two), PPAs (four), PPPs (six) and shots (50)... Ranked eighth in the NHL in PPPs...Ranked second on NYR in playoff assists, tied for second in points, PPGs, PPAs and PPPs...Posted 2-2-4 in seven games vs. PHI in the opening round...Registered back-to-back multi-point games in the ECF at MTL, 1-1-2 on May 17 and 0-2-2 on May 19...Scored two goals at MTL, May 27.

### 2012-13 HIGHLIGHTS

Registered 18-26-44 in 48 games with NYR...Led the Rangers in points, assists, plus-minus (+25), GWGs (six) and PPPs (10)...Ranked second on the team in goals and PPGs (four)...Was second among NYR forwards in TOI/G (20:55)... Established career highs in GWGs and SHAs (three)...Tied for first in the League in SHPs (four)...Tied for second in the NHL in GWGs and SHAs...Ranked fifth in the League in plus-minus...Was one of four Rangers to skate in all 48 games... Surpassed 40 points for the third straight season...Recognized as the NHL's Third Star of the Month for April after posting 8-11-19 and a plus-14 rating in 14 contests...Collected 15-20-35 over the final 30 games of the season...NYR had a 13-3-1 record in games when he scored a goal and were 22-6-3 when he notched a point...Recorded his 100th NHL point (assist) vs. TOR, Jan. 26...Scored his first career NHL SHG at BUF, Mar. 12...Registered a career-high 1-3-4 at PHI, Mar. 26... Scored twice and was a career-best plus-four vs. WPG, Apr. 1...Skated in his 200th NHL game and earned an assist vs. PIT, Apr. 3...**2013 Playoffs:** Collected 4-1-5 in 12 postseason games...Was a playoff career-best plus-four...Scored two GWGs in the playoffs...Led the team in goals and GWGs...Scored the GWG in Game 3 of the ECQF vs. WSH, May 6 and Game 4 vs. WSH, May 8.

### 2011-12 HIGHLIGHTS

Collected 17-34-51 in 82 games as a Ranger...Ranked third on NYR in assists and PPAs (12), fourth in points, goals and PPPs (16) and also tied for fourth on the team in PPGs (four)...Tallied 13 multi-point games...Skated in his 100th NHL game and scored a goal at FLA, Nov. 23...Posted three straight multi-point games, Nov. 5-9 (0-2-2 vs. MTL, 1-1-2 vs. WPG & 1-2-3 at OTT)...Registered a four-game point streak (1-4-5), Dec. 1-8...Scored twice and added an assist vs. FLA, Dec. 11...Tallied three assists at NJD, Dec. 20...**2012 Playoffs:** Recorded 1-8-9 in 20

postseason games...Tied for third on the team in playoff assists...Notched a four-game assist/point streak (1-5-6) from Game 6 at OTT, Apr. 23 to Game 2 of the ECFS vs. WSH, Apr. 30.

### 2010-11 HIGHLIGHTS

Skated in all 82 games as a rookie with NYR...Totaled 21-24-45...Ranked fifth among NHL rookies in points, tied for fifth in goals, fourth in road points (25), tied for fourth in road goals (14) and tied for seventh in assists...Finished fourth on the Rangers in points, tied for fourth in goals and PPAs (seven), tied for fifth in PPPs (10) and plus-minus (+8)...Was one of four Rangers to skate in all 82 games... Awarded the Lars-Erik Sjoberg Award as the top rookie in Rangers training camp... Scored his first NHL hat trick in his NHL debut at BUF, Oct. 9...Tied the franchise record for goals in a season opener and became the fourth player in NHL history and the first Ranger to record a hat trick in his NHL debut...Recorded a six-game point streak (3-4-7), Nov. 17-26...Collected a five-game point streak (4-2-6), Dec. 16-29...Scored his 20th goal of the season at BOS, Mar. 26...He became the first NYR rookie to score 20 goals since 2005-06 (Petr Prucha)...**2011 Playoffs:** Skated in five Stanley Cup Playoffs contests...Made his NHL postseason debut in Game 1 of the ECQF at WSH, Apr. 13.

### INTERNATIONAL

**2014:** Played for Team USA at the 2014 Winter Olympics in Sochi, Russia...**2011:** Registered 2-5-7 in seven games at the World Championship in Slovakia...Led Team USA in scoring and tied for 13th among tournament players...Named by the tournament's coaches as Team USA's best player...**2010:** Served as captain for the gold medal-winning USA team at the 2010 World Junior Championship...Led the tournament in assists (10) and points (14) in seven games...Selected to the tournament All-Star team.

### PERSONAL

Nickname is 'Step'...He and his wife, Stephanie, have a son, Max...His father, Brad Stepan, was drafted by the Rangers in the fifth round of the 1985 NHL Entry Draft...Derek and Brad were the first father-son duo to both be drafted by NYR... Attended Shattuck-St. Mary's Prep School...His first job was working at his father's sporting goods store...Threw out the ceremonial first pitch prior to the Dbacks game on Sept. 9.

## 2016-17 REAL TIME STATS

Shots: 209

FOW: 716

Blocks: 45

### CAREER HIGHLIGHTS

<b>MOST GOALS/GAME:</b> 3 – 3 times (last 12/27/14 vs. NJD)^	<b>MOST SHOTS/GAME:</b> 10 – 3/9/17 at CAR^	<b>LONGEST POINT STREAK:</b> 7 games (11/17/14 – 12/1/14)^
<b>MOST ASSISTS/GAME:</b> 3 – 5 times (last 12/31/14 at FLA)^	<b>LONGEST GOAL STREAK:</b> 4 games (12/16/10 – 12/27/10)^	<b>CAREER HAT TRICKS:</b> 3 – last 12/27/15 vs. NJD^
<b>MOST POINTS/GAME:</b> 4 (3/26/13 at PHI)^	<b>LONGEST ASSIST STREAK:</b> 6 games (2/27/14 – 3/9/14)^	<b>MULTIPLE POINT GAMES:</b> 85 – last 4/2/17 vs. PHI^
<b>MOST PIM/GAME:</b> 4 – 4 times (last 1/16//16 at PHI)^		


### FIRSTS

<b>FIRST COYOTES GAME:</b> -	<b>FIRST NHL GAME:</b> 10/9/10 at BUF^
<b>FIRST COYOTES GOAL:</b> -	<b>FIRST NHL GOAL:</b> 10/9/10 at BUF^
<b>FIRST COYOTES ASSIST:</b> -	<b>FIRST NHL ASSIST:</b> 10/18/10 vs. COL^

^w/NYR

## CAREER STATISTICS

SEASON	TEAM	LEAGUE	GP	REGULAR SEASON									PLAYOFFS				
				G	A	PTS	PP	SH	GW	+/-	PIM	GP	G	A	PTS	PIM	
2008-09	Wisconsin	NCAA	40	9	24	33	3	3	-	-	6	-	-	-	-		
2009-10	Wisconsin	NCAA	41	12	42	54	-	-	3	-	8	-	-	-			
2010-11	NY Rangers	NHL	82	21	24	45	3	0	3	8	20	5	0	0	0	2	
2011-12	NY Rangers	NHL	82	17	34	51	4	0	4	14	22	20	1	8	9	4	
2012-13	NY Rangers	NHL	48	18	26	44	4	1	6	25	12	12	4	1	5	2	
2013-14	NY Rangers	NHL	82	17	40	57	5	0	2	12	18	24	5	10	15	2	
2014-15	NY Rangers	NHL	68	16	39	55	3	2	3	26	22	19	5	7	12	10	
2015-16	NY Rangers	NHL	72	22	31	53	5	3	5	5	20	5	2	0	2	0	
2016-17	NY Rangers	NHL	81	17	38	55	4	1	2	19	16	12	2	4	6	4	
<b>NHL TOTALS</b>			<b>515</b>	<b>128</b>	<b>232</b>	<b>360</b>	<b>28</b>	<b>7</b>	<b>25</b>	<b>109</b>	<b>130</b>	<b>97</b>	<b>19</b>	<b>30</b>	<b>49</b>	<b>24</b>	



# 20 Dylan Strome

**Drafted:** Arizona's 1st choice (1st round, 3rd overall) in the 2015 Entry Draft

**Center**

**6'3" | 197**

**Shoots: Left**

**Born: March 7, 1997**

**Mississauga, Ontario**

**Age: 20**

**2016-17 HIGHLIGHTS**

Skated in seven games with the Coyotes...Made his NHL debut and registered his first career point (assist) at OTT, Oct. 18...Assigned to Erie (OHL) on Nov. 20...Collected 22-53-75 in 35 games with the Otters...Scored six PPGs and four GWGs...Finished fourth on the team in points and assists...Posted 1-1-2 in his season debut vs. Sudbury, Nov. 24...Tallied three assists vs. North Bay, Nov. 26...Collected 1-4-5 vs. Mississauga, Nov. 29...Had four points (1-3-4) at Owen Sound, Dec. 4...Registered a 13-game point streak (10-23-33), Dec. 4 – Feb. 11...Notched 1-3-4 vs. Guelph, Jan. 28 and at Kingston, Feb. 5...Scored two goals and added an assist vs. London, Feb. 15...Recorded a 10-game point streak (8-16-24), Feb. 15 – Mar. 9...Collected 1-4-5 at Barrie, Feb. 25...Totaled 25 multi-point games in the regular season, including two five-point games and three four-point contests...Finished his OHL career with 114-240-354 in 219 regular season games...Selected as a First Team All-Star on the 2016-17 OHL All-Star Team...Added 14-20-34 in 22 postseason contests...Ranked second in OHL postseason points, goals and assists...Named the Pioneer Energy OHL Player of the Week for the final playoff week ending May 14 after scoring twice and earning five assists (2-5-7) in three games with a plus-minus rating of plus-three...Was also named CHL Player of the Week for the final playoff week ending May 14...Totaled 11 multi-point games during the postseason...Tallied 1-3-4 at Sarnia, Mar. 27...Scored a hat trick vs. Sarnia, Mar. 29...Helped the Otters capture the J. Ross Robertson Cup title as OHL Champions...Named Mastercard Memorial Cup MVP after leading all tournament players with seven goals and 11 points (7-4-11) in five games...Scored four goals and added three assists against Saint John, May 22 to break the record for points in a Memorial Cup game (six).

**2015-16 HIGHLIGHTS**

Played in 56 games and served as Captain of the Erie Otters...Totaled 37-74-111 and 44 PIM... Led the Otters and finished fourth in the OHL in scoring...Led Erie and was fourth in the League in assists...Named as an OHL Third team All-Star...Ranked fifth on the Otters with a plus-23 rating...Scored nine PPGs and eight GWGs...Had 32 multi-point games...Tallied five assists vs. Niagara, Oct. 9... Collected 2-3-5 vs. Sault Ste. Marie, Nov. 28...Named the Pioneer Energy OHL Player of the Week for the week ending Nov. 8 after leading the league with eight points (2-6-8) in two games...Selected as the CHL Player of the Week for the week ending Nov. 15 after scoring three goals and seven assists (3-7-10) in four games...Had 3-3-6 at Sudbury, Jan. 10...Totaled a team-leading 10-11-21 in 13 postseason games...Led Erie in postseason points, goals, assists (tied), PPGs (3), SHGs (1, tied) and shots (55).

**2014-15 HIGHLIGHTS**

Signed a three-year entry-level contract with the Coyotes on July 6, 2015...Recorded 45-84-129 in 68 games with Erie... Led the league in points, assists and finished third in goals... Captured the Eddie Powers Memorial Trophy as the league's top scorer in the final game on Mar. 22 with a career-high 4-2-6 against Niagara...The six-point effort matched an Otters' single-game record while his 129 points established a new franchise record for points in a season...Awarded the William Hanley Trophy as the OHL's Most Sportsmanlike Player... His 32 PIM were the sixth lowest among the top-20 scorers...Was co-winner of the CHL's Sherwin-Williams Top Scorer Award...His 36 power-play assists ranked third in the OHL...Scored eight GWGs, which tied as the second-most in the league...Finished sixth in the OHL with a plus-47 rating... Totaled 40 multi-point games including six consecutive multi-point games to open the season... Named the Pioneer Energy OHL Player of the Week for the final week of the regular season after totaling 6-6-12 in three games... Had a 16-game point streak (12-20-32) from Dec. 19 – Feb. 1...Notched a 10-game point streak (8-12-20) from Nov. 7-28...Named OHL Player of the Week after leading the league with 1-9-10 in three straight road wins to start the season...Added 10-12-22 in 20 postseason contests to help the Otters reach the OHL final.

**2013-14 HIGHLIGHTS**

Totaled 10-29-39 and 11 PIM in 60 games with Erie...Made his OHL debut at Guelph, Sept. 20...Recorded his first OHL point (assist) at Plymouth, Sept. 21...Scored his first OHL goal at Sarnia, Sept. 27...Ranked sixth among OHL rookies in points...Posted 3-6-9 and was plus-2 in 14 postseason games with the Otters...Had a four-game playoff point streak (0-5-5) from Mar. 21-26.

**INTERNATIONAL**

**2017:** Served as Canada's Captain during the 2017 IIHF World Junior Championship...Registered 3-7-10 in seven games to help Canada win the silver medal...**2016:** Collected 4-2-6 and two PPGs in five games with Canada at the 2016 World Junior Championship in Finland...**2014:** Registered 5-1-6 in five games as a member of Canada's gold-medal squad at the 2014 Ivan Hlinka Memorial...Led Team Ontario and tied for fourth overall with 11 points (6-5-11) at the 2014 World Under-17 Hockey Challenge.

**PERSONAL**

Nickname is "Stromer"...Playing for Canada at the World Junior Championship has been his most memorable hockey moment...Enjoys golf, X-box and Netflix...Favorite artist is Luke Bryan...Mats Sundin was his favorite player growing up...His brother Ryan is a member of the Edmonton Oilers...His younger brother, Matthew, was drafted by the Philadelphia Flyers in 2017.

Career vs. NHL						
TEAM	GP	G	A	PTS	PIM	
ANA	1	0	0	0	0	
ARI	0	0	0	0	0	
BOS	0	0	0	0	0	
BUF	0	0	0	0	0	
CGY	0	0	0	0	0	
CAR	0	0	0	0	0	
CHI	0	0	0	0	0	
COL	0	0	0	0	0	
CBJ	0	0	0	0	0	
DAL	0	0	0	0	0	
DET	0	0	0	0	0	
EDM	0	0	0	0	0	
FLA	0	0	0	0	0	
LAK	0	0	0	0	0	
MIN	0	0	0	0	0	
MTL	1	0	0	0	0	
NSH	1	0	0	0	0	
NJD	0	0	0	0	0	
NYI	1	0	0	0	0	
NYR	0	0	0	0	0	
OTT	1	0	1	1	0	
PHI	0	0	0	0	0	
PIT	0	0	0	0	0	
SJS	1	0	0	0	0	
STL	0	0	0	0	0	
TBL	0	0	0	0	0	
TOR	0	0	0	0	0	
VAN	1	0	0	0	0	
VGK	0	0	0	0	0	
WSH	0	0	0	0	0	
WPG	0	0	0	0	0	
<b>Totals:</b>	<b>7</b>	<b>0</b>	<b>1</b>	<b>1</b>	<b>0</b>	

# PACK FACT

Totaled the most points in Erie (OHL) franchise history with 114-240-354 in 219 career games.

## 2016-17 REAL TIME STATS

**Shots: 3**

**Blocks: 2**

**FOW: 31**

### CAREER HIGHLIGHTS

### FIRSTS

<b>MOST GOALS/GAME:</b> None	<b>MOST SHOTS/GAME:</b> 2 – 2 times (last 11/17/16 at VAN)	<b>LONGEST POINT STREAK:</b> None	<b>FIRST COYOTES GAME:</b> 10/18/16 at OTT	<b>FIRST NHL GAME:</b> 10/18/16 at OTT
<b>MOST ASSISTS/GAME:</b> 1 – 10/18/16 at OTT	<b>LONGEST GOAL STREAK:</b> None	<b>CAREER HAT TRICKS:</b> None	<b>FIRST COYOTES GOAL:</b> None	<b>FIRST NHL GOAL:</b> None
<b>MOST POINTS/GAME:</b> 1 – 10/18/16 at OTT	<b>LONGEST ASSIST STREAK:</b> None	<b>MULTIPLE POINT GAMES:</b> None	<b>FIRST COYOTES ASSIST:</b> 10/18/16 at OTT	<b>FIRST NHL ASSIST:</b> 10/18/16 at OTT
<b>MOST PIM/GAME:</b> None				

## CAREER STATISTICS

SEASON	TEAM	LEAGUE	GP	REGULAR SEASON								PLAYOFFS				
				G	A	PTS	PP	SH	GW	+/-	PIM	GP	G	A	PTS	PIM
2013-14	Erie	OHL	60	10	29	39	2	0	4	17	11	14	3	6	9	0
2014-15	Erie	OHL	68	45	84	129	14	0	8	47	32	20	10	12	22	12
2015-16	Erie	OHL	56	37	74	111	9	1	8	23	44	13	10	11	21	12
2016-17	Arizona	NHL	7	0	1	1	0	0	0	-5	0	-	-	-	-	-
	Erie	OHL	35	22	53	75	6	0	4	36	18	22	14	20	34	14
<b>FRANCHISE AND NHL TOTALS</b>			<b>7</b>	<b>0</b>	<b>1</b>	<b>1</b>	<b>0</b>	<b>0</b>	<b>0</b>	<b>-5</b>	<b>0</b>	<b>0</b>	<b>0</b>	<b>0</b>	<b>0</b>	<b>0</b>





# 65 Kyle Wood

**Drafted:** Colorado's 3rd choice (3rd round, 84th overall) in the 2014 Entry Draft  
**Acquired:** From Colorado with Conner Bleackley in exchange for Mikkel Boedker on Feb. 29, 2016

**Defense**

**6'5" | 205**

**Shoots: Right**

**Born: May 4, 1996**

**Waterloo, Ontario**

**Age: 21**

**2016-17 HIGHLIGHTS**

Skated in 68 games with Tucson (AHL)...Registered 14-29-43 and 16 PIM in his first full AHL season...Scored a team-leading 11 PPGs and one GWG...Finished tied for third on the team in points and tied with the most points among TUC defensemen...Ranked third on the Roadrunners in assists and led the team's defensemen in goals...Finished third among AHL rookie defensemen in points, fourth in assists and tied for first in goals...His 11 PPGs were tied for first among all AHL rookies...Selected as an AHL All-Star and won the All Star 'Hardest Shot' Competition...Recorded 1-2-3 in season debut at San Diego, Oct. 14...Posted a six-game point streak (2-7-9) to start the season, Oct. 14 – Nov. 2...Scored twice and had two assists vs. Stockton, Nov. 27...Tallied three assists vs. Bakersfield, Dec. 21...Collected a seven-game point streak (3-9-12), Dec. 9-28...Netted two goals vs. Charlotte, Feb. 3...Scored two goals vs. San Diego, Feb. 28...Totalled 11 multi-point games

**2015-16 HIGHLIGHTS**

Registered 8-31-39 with 18 PIM in 49 games with North Bay (OHL)...Ranked second on the team among defensemen in points and fourth overall in assists...Set an OHL career high in assists... Posted a season-high five-game point streak (2-3-5), Jan.31-Feb. 9...Collected a season-high three assists vs. Sudbury, Feb. 18...Totalled 2-11-13 in 18 playoff games...Had a five assist playoff game at Peterborough, Mar. 29...Recorded 0-8-8 in his first three playoff games... Skated in two games with Springfield (AHL) and recorded two PIM.

**2014-15 HIGHLIGHTS**

Posted 16-24-40 with 18 PIM in 67 games with North Bay...Set career highs in games played, goals, assists and points...Led the team with 11 PPGs...Had 10 multi-point games and three three-point games...Totalled 1-10-11 in 15 playoff games...Recorded a point in six of the first seven playoff games.

**2013-14 HIGHLIGHTS**

Registered 2-10-12 with 21 PIM in 33 games with North Bay...Notched two assists at Oshawa, Jan. 31...Totalled 2-8-10 in 22 playoff games...Scored his first OHL playoff goal at Niagara, Mar. 27.

**2012-13 HIGHLIGHTS**

Recorded 1-1-2 with eight PIM in 16 games with Brampton (OHL)... Registered his first OHL point vs. Ottawa, Mar. 3... Scored his first OHL goal vs. Oshawa, Mar. 10.

**PERSONAL**

Nickname is "Woody"...Joe Sakic was his favorite player growing up...Drake is his favorite artist..."Happy Gilmore" is his favorite movie...Enjoys baseball...Being drafted into the NHL is his most memorable hockey moment.

**Career vs. NHL**

TEAM	GP	G	A	PTS	PIM
ANA	0	0	0	0	0
ARI	0	0	0	0	0
BOS	0	0	0	0	0
BUF	0	0	0	0	0
CGY	0	0	0	0	0
CAR	0	0	0	0	0
CHI	0	0	0	0	0
COL	0	0	0	0	0
CBJ	0	0	0	0	0
DAL	0	0	0	0	0
DET	0	0	0	0	0
EDM	0	0	0	0	0
FLA	0	0	0	0	0
LAK	0	0	0	0	0
MIN	0	0	0	0	0
MTL	0	0	0	0	0
NSH	0	0	0	0	0
NJD	0	0	0	0	0
NYI	0	0	0	0	0
NYR	0	0	0	0	0
OTT	0	0	0	0	0
PHI	0	0	0	0	0
PIT	0	0	0	0	0
SJS	0	0	0	0	0
STL	0	0	0	0	0
TBL	0	0	0	0	0
TOR	0	0	0	0	0
VAN	0	0	0	0	0
VGK	0	0	0	0	0
WSH	0	0	0	0	0
WPG	0	0	0	0	0
<b>Totals:</b>	<b>0</b>	<b>0</b>	<b>0</b>	<b>0</b>	<b>0</b>

# PACK FACT

Scored 11 power-play goals with Tucson (AHL) which were the second-most among all AHL defensemen.

CAREER HIGHLIGHTS						FIRSTS	
<b>MOST GOALS/GAME:</b> None	<b>MOST SHOTS/GAME:</b> None	<b>LONGEST POINT STREAK:</b> None	<b>FIRST COYOTES GAME:</b> -	<b>FIRST NHL GAME:</b> -			
<b>MOST ASSISTS/GAME:</b> None	<b>LONGEST GOAL STREAK:</b> None	<b>CAREER HAT TRICKS:</b> None	<b>FIRST COYOTES GOAL:</b> -	<b>FIRST NHL GOAL:</b> -			
<b>MOST POINTS/GAME:</b> None	<b>LONGEST ASSIST STREAK:</b> None	<b>MULTIPLE POINT GAMES:</b> None	<b>FIRST COYOTES ASSIST:</b> -	<b>FIRST NHL ASSIST:</b> -			
<b>MOST PIM/GAME:</b> None							

## CAREER STATISTICS

SEASON	TEAM	LEAGUE	GP	REGULAR SEASON								PLAYOFFS				
				G	A	PTS	PP	SH	GW	+/-	PIM	GP	G	A	PTS	PIM
2012-13	Brampton	OHL	16	1	1	2	1	0	0	5	8	5	0	0	0	2
2013-14	North Bay	OHL	33	2	10	12	2	0	1	15	21	22	2	8	10	6
2014-15	North Bay	OHL	67	16	24	40	11	1	1	2	18	15	1	10	11	2
2015-16	North Bay	OHL	49	8	31	39	6	0	1	12	18	11	2	11	13	2
	Springfield	AHL	2	0	0	0	0	0	0	-3	2	-	-	-	-	-
2016-17	Tucson	AHL	68	14	29	43	11	0	1	-23	16	-	-	-	-	-
<b>FRANCHISE AND NHL TOTALS</b>			-	-	-	-	-	-	-	-	-	-	-	-	-	-






**MICHAEL BUNTING**

LW

Height: 5'11"      Weight: 188      Shoots: Left  
 Born: Sept. 17, 1995, Scarborough, Ontario  
 Drafted: Arizona's 5th choice (4th round, 117th overall) in the 2014 Entry Draft

SEASON	TEAM	LEAGUE	GP	REGULAR SEASON				PLAYOFFS				
				G	A	PTS	PIM	GP	G	A	PTS	PIM
2013-14	Sault Ste. Marie Greyhounds	OHL	48	15	27	42	34	9	5	1	6	4
2014-15	Sault Ste. Marie Greyhounds	OHL	57	37	37	74	39	14	9	5	14	10
2015-16	Springfield	AHL	63	11	14	25	41	-	-	-	-	-
	Rapid City	ECHL	7	2	0	2	4	-	-	-	-	-
2016-17	Tucson	AHL	67	13	15	28	52	-	-	-	-	-

**CAREER NOTES: 2016-17:** Registered 13-15-28 with 52 PIM in 67 games with Tucson (AHL)...Recorded a season-high five-game point and goal streak from Oct. 30- Nov. 11 (5-1-6)...Scored consecutive goals on Jan. 13-14 vs. Texas...Finished the season on a four-game point streak from Apr. 9- 15 (1-5-6)...Recorded three multi-point games...**2015-16:** Skated in 63 games with Springfield (AHL) and finished fourth on the team among forwards in scoring with 11-14-25...Had a three-game assist streak from March 25-29 (0-3-3)...Registered a three-game point streak from March 13-19 (1-3-4)...Totaled a point in 8 of 12 games during the month of March (3-6-9)...Had three multi-point games...Scored his first AHL goal on Dec. 6 at Providence...Tallied first AHL point with assist on game-winning goal on Nov. 27 at Hartford. **2014-15:** Played in 57 games with Sault Ste. Marie (OHL), registering 37-37-74 and a plus-44 rating...Set OHL career bests in games, goals, assists and points...Led the Greyhounds in goals and ranked fourth on the team in points...Ranked 13th in the OHL in goals and seventh in plus-minus...Scored 12 PPGS...Collected 21 multi-point games...Posted 2-1-3 vs. Saginaw on Oct. 1...Recorded an 11-game point streak (5-10-15) from Oct. 18 – Nov. 15...Had 1-3-4 vs. Saginaw on Jan. 14...Notched 3-1-4 vs. North Bay on Feb. 20...Registered 1-3-4 vs. Kitchener on Feb. 21...Recorded a seven-game point streak (8-9-17) from Feb. 11-21...Totaled 9-5-14 in 14 playoff games...Notched a five-game point streak (6-2-8) to start the postseason from Mar. 27 – Apr. 8...Tallied 2-1-3 vs. Saginaw on Mar. 28...Finished second on the team in playoff goals and tied with the third-most playoff points...**2013-14:** Skated in 48 games with Sault Ste. Marie...Collected 15-27-42 and a plus-10 rating...Scored his first career OHL goal against Sudbury on Sept. 21...Notched a five-game point streak (5-5-10) from Oct. 19-26...Registered 1-2-3 at Peterborough on Oct. 19...Scored his first OHL hat trick (3-1-4) vs. Sarnia on Oct. 23...Had 2-1-3 at Guelph on Dec. 19...Added 5-1-6 in nine playoff contests...Led the team in playoff goals...Scored two goals vs. Owen Sound on Mar. 22...Scored a hat trick (3-0-3) vs. Owen Sound on Mar. 28.



**KYLE CAPOBIANCO**

D


Height: 6'2"      Weight: 194      Shoots: Left  
 Born: August 13, 1997, Mississauga, Ontario  
 Drafted: Arizona's 4th choice (3rd round, 63rd overall) in the 2015 Entry Draft

SEASON	TEAM	LEAGUE	GP	REGULAR SEASON				PLAYOFFS				
				G	A	PTS	PIM	GP	G	A	PTS	PIM
2013-14	Sudbury	OHL	53	0	11	11	18	5	0	0	0	0
2014-15	Sudbury	OHL	68	10	30	40	54	-	-	-	-	-
2015-16	Sudbury	OHL	68	7	36	43	58	-	-	-	-	-
2016-17	Sudbury	OHL	65	10	37	47	66	6	0	3	3	10
	Tucson	AHL	4	0	0	0	0	-	-	-	-	-

**CAREER NOTES: 2016-17:** Recorded a career-high 10-37-47 with 66 PIM in 65 games with Sudbury (OHL)...Led the team with 37 assists...Finished fifth on the team and led all defensemen in scoring...Collected a season-high three assists vs. Peterborough on Jan. 27...Had a season-best five-game point streak from Feb. 15-24 (1-7-8)...Collected 10 multi-point games...Picked up three assists in six playoff games with Sudbury...Skated in four games with Tucson (AHL)... **2015-16:** Skated in 68 games with Sudbury (OHL), recording 7-36-43 with 58 PIM...Was third on the team and led all blueliners in scoring...His 17 power-play assists led the team...Recorded a season-best four-game point streak from Oct. 24-30 (1-6-7)...Collected a season-high three assists at Peterborough on Feb. 27...Registered 13 multi-point games...**2014-15:** Registered 10-30-40 with 54 PIM in 68 games with Sudbury (OHL)...Finished tied for second on the team and led all defensemen in scoring...Collected 18 power-play assists to lead the team...Tied for the team lead with 30 assists...Had multiple five-game point streaks from Nov. 2-15 (2-4-6) and Dec. 12-30 (1-5-6)...Recorded nine multi-point games...**2013-14:** Registered 11 assists in 53 games with Sudbury...Picked up two assists at Erie on Nov. 23 and at Niagara Feb. 8...Skated in five playoff games.







**CAM DINEEN**

D

Height: 5'11"      Weight: 187      Shoots: Left  
 Born: June 19, 1998, Toms River, New Jersey  
 Drafted: Arizona's 3rd choice (3rd round, 68th overall) in the 2016 Entry Draft

**PLAYOFFS**

SEASON	TEAM	LEAGUE	GP	G	A	PTS	PIM	GP	G	A	PTS	PIM
2014-15	New Jersey	EHL	39	11	30	41	8	2	0	0	0	0
	Tri-City	USHL	3	0	0	0	0	-	-	-	-	-
2015-16	North Bay	OHL	68	13	46	59	18	11	0	8	8	0
2016-17	North Bay	OHL	29	6	8	14	8	-	-	-	-	-

**CAREER NOTES: 2016-17:** Registered 6-8-14 and 8 PIM in 29 games with North Bay (OHL)...Scored two goals vs. Hamilton on Oct. 13...Recorded a season-high four-game point streak from Oct. 20-27 (2-3-5)...Collected three multi-point games...Signed a three-year entry-level contract with Arizona on May 1...**2015-16:** Finished third on the team and second among all OHL defensemen with 13-46-59 in 68 games...Named to the OHL First All-Rookie Team...Finished second in OHL rookie of the year voting...Had a season-high seven-game point streak from Dec. 5-19 (1-9-10)...Had a career-high four point night vs. Mississauga on Dec. 31...Collected 13 multi-point games...Tallied eight assists in 11 playoff games...**2014-15:** Recorded 11-30-41 in 39 games for New Jersey (EHL)...Led EHL blueliners in points...Named to the First Team All-Star...Won the EHL Rookie of the Year...Skated in three games with Tri City (USHL).



**EMERSON ETEM**

LW


Height: 6'1"      Weight: 206      Shoots: Left  
 Born: June 16, 1992, Long Beach, California  
 Drafted: Anaheim's 1st choice (1st round, 29th overall) in the 2010 Entry Draft  
 Acquired: Signed as a free agent, July 5, 2017

**REGULAR SEASON**

**PLAYOFFS**

SEASON	TEAM	LEAGUE	GP	G	A	PTS	PIM	GP	G	A	PTS	PIM
2009-10	Medicine Hat	WHL	72	37	28	65	26	12	7	3	10	0
2010-11	Medicine Hat	WHL	65	45	35	80	24	15	10	11	21	7
2011-12	Medicine Hat	WHL	65	61	46	107	34	7	7	6	13	13
	Syracuse	AHL	2	1	0	1	2	4	2	0	2	0
2012-13	Anaheim	NHL	38	3	7	10	9	7	3	2	5	2
	Norfolk	AHL	45	13	3	16	12	-	-	-	-	-
2013-14	Anaheim	NHL	29	7	4	11	4	4	0	0	0	12
	Norfolk	AHL	50	24	30	54	10	4	0	2	2	0
2014-15	Anaheim	NHL	45	5	5	10	4	12	3	0	3	0
	Norfolk	AHL	22	13	8	21	2	-	-	-	-	-
2015-16	NY Rangers (R)	NHL	19	0	3	3	2	-	-	-	-	-
	Vancouver	NHL	39	7	5	12	9	-	-	-	-	-
2016-17	Anaheim	NHL	3	0	0	0	2	-	-	-	-	-
	San Diego	AHL	1	1	0	1	0	-	-	-	-	-

**CAREER NOTES: 2016-17:** Skated in three games with Anaheim (NHL) and in one game with San Diego (AHL)...**2015-16:** Collected three assists in 19 games with the New York Rangers (NHL)...Registered 7-5-12 with nine PIM in 39 games with Vancouver (NHL)...Scored twice vs. OTT on Feb. 25...Finished the season on a career-high five-game point streak (4-1-5)...**2014-15:** Skated in a career-high 45 games with Anaheim (NHL), recording 5-5-10 and four PIM...Skated in his 100th career NHL game on Mar. 1 at DAL...Scored three goals in 12 playoff games...Scored goals in back-to-back playoff games for the second time in his career...Tallied 13-8-21 and two PIM in 22 games with Norfolk (AHL)...**2013-14:** Registered 7-4-11 and four PIM in 29 games with Anaheim...Tallied his first career game-winning goal and shorthanded goal on Oct. 20 vs. DAL...Posted his first career multi-goal game by scoring two goals on Nov. 2 at BUF...Skated in 50 games with Norfolk and led the team in scoring with 24-30-54...Scored first professional hat trick on Apr. 5 at Binghamton...Skated in four playoff games with the Ducks...**2012-13:** Recorded 7-3-10 and nine PIM in 38 games with Anaheim...Led all NHL rookies with two shorthanded assists...Made his NHL debut on Jan. 29 at SJS...Recorded his first career NHL goal on Mar. 18 at SJS...Collected 3-2-5 in seven playoff games...Tied for third among NHL rookies in playoff goals...Registered 13-3-16 and 12 PIM in 45 games with Norfolk...**2011-12:** Appeared in his third season with Medicine Hat (WHL), totaling a career-high 61-46-107...Led the CHL in goals and finished seventh in scoring...Collected 7-6-13 in seven playoff games...Scored a goal in two games with Syracuse (AHL)... Added two goals in four playoff games...**2010-11:** Registered 45-35-80 and 24 PIM...Finished fifth among WHL players in goals...Added 10-11-21 in 15 playoff games...**2009-10:** Skated in 72 games with Medicine Hat, collecting 37-28-65...Led all WHL rookies with 37 goals...Named Medicine Hat's Rookie of the Year.




**CONOR GARLAND**

**RW**

Height: 5'9"      Weight: 165      Shoots: Right  
 Born: March 11, 1996, Scituate, Massachusetts  
 Drafted: Arizona's 8th choice (5th round, 123rd overall) in the 2015 Entry Draft

SEASON	TEAM	LEAGUE	REGULAR SEASON					PLAYOFFS				
			GP	G	A	PTS	PIM	GP	G	A	PTS	PIM
2012-13	Moncton	QMJHL	26	6	11	17	16	5	0	0	0	0
2013-14	Moncton	QMJHL	51	24	30	54	39	6	2	3	5	2
2014-15	Moncton	QMJHL	67	35	94	129	66	16	3	22	25	17
2015-16	Moncton	QMJHL	62	39	89	128	97	17	5	10	15	18
2016-17	Tucson	AHL	55	5	9	14	37	-	-	-	-	-

**CAREER NOTES: 2016-17:** Registered 5-9-14 and 37 PIM in 55 games with Tucson (AHL)...Scored first professional goal at San Diego on Nov. 30...Collected 3-3-6 in his final nine games of the season...Picked up his first multi-point game (1-1-2) on Apr. 15 at Stockton... **2015-16:** Skated in 62 games with Moncton (QMJHL), registering a league-leading 39-89-128...Set a career-high in goals...Was named to the QMJHL First All-Star Team...Won the Jean Beliveau Trophy (QMJHL Most Points) for the second consecutive season...Recorded at least one point in 58 of 62 games...Started the season on a 28-game point streak (19-50-69), which was a Moncton franchise record...Had the seventh highest total in League history with 17 consecutive games with at least one assist...Totalled 40 multi-point games and 11 multi-goal games...Recorded two hat tricks...Had a season-high 3-2-5 at Victoriaville on Nov. 27...Registered 16 points (8-8-16) during a four-game stretch from Nov. 27- Dec. 4...Totalled 9-21-30 in 12 December games...Registered 5-10-15 in 17 playoff games...Signed a three-year entry-level contract with Arizona on Dec. 23... **2014-15:** Registered 35-94-129 with 66 PIM in 67 games with Moncton, which led the League...Set career-highs in goals, assists and points...Was named to the QMJHL First All-Star Team...Won the Jean Beliveau Trophy (QMJHL Most Points)...Earned the QMJHL Michel Briere Trophy (Most Valuable Player)...Had a 14-game point streak (7-28-35) from Jan. 25- Feb.28...Earned a point in 20 of final 21 games (13-40-53)...Registered three consecutive 4-point games from Mar. 8- Mar. 14...Scored a season-high 3-3-6 on Nov. 14 vs. Victoriaville...Had 38 multi-point games and 10 multi-goal games...Totalled 3-22-25 with 17 PIM in 16 playoff games...Led the League in playoff assists... Had a career-high six assists on Apr. 17 vs. Halifax which was a Moncton franchise record for assists in a playoff game... **2013-14:** Registered 24-30-54 with 39 PIM in 51 games with Moncton...Totalled 15 multi-point games and five multi-goal games...Scored three points or more in seven games...Had a career-high 1-4-5 on Nov. 7 vs. Saint John...Registered a career-high point streak of 8-games (3-9-12) from Dec. 6-Dec. 28...Finished the season on a five-game point streak (6-3-9)...Notched 2-3-5 with two PIM in six playoff games... **2012-13:** Registered 6-11-17 with 16 PIM in 26 games with Moncton...Scored his first goal in his first game with Moncton on Dec. 7 at Victoriaville...Began his career with a six-game point streak (2-8-10)... Scored a hat trick and had a season high 3-1-4 on Feb. 26 vs. Cape Breton.



**TYLER GAUDET**

**C**

Height: 6'3"      Weight: 208      Shoots: Left  
 Born: Apr. 4, 1993, Hamilton, Ontario  
 Drafted: Not Drafted  
 Acquired: Signed as a free agent, November 4, 2013

SEASON	TEAM	LEAGUE	REGULAR SEASON					PLAYOFFS				
			GP	G	A	PTS	PIM	GP	G	A	PTS	PIM
2011-12	Gatineau	QMJHL	38	3	2	5	25	-	-	-	-	-
	Pembroke	CCHL	22	4	12	16	6	11	0	3	3	2
2012-13	Pembroke	CCHL	25	10	12	22	6	-	-	-	-	-
	Sault Ste. Marie	OHL	34	3	5	8	10	6	1	0	1	10
2013-14	Sault Ste. Marie	OHL	65	26	35	61	35	9	2	6	8	0
	Portland	AHL	2	0	0	0	0	-	-	-	-	-
2014-15	Portland	AHL	71	8	12	20	22	4	1	1	2	0
	Arizona	NHL	2	0	0	0	0	-	-	-	-	-
2015-16	Springfield	AHL	44	4	9	13	23	-	-	-	-	-
	Arizona	NHL	14	1	2	3	0	-	-	-	-	-
2016-17	Tucson	AHL	62	6	16	22	36	-	-	-	-	-
	Arizona	NHL	4	0	1	1	0	-	-	-	-	-

**CAREER NOTES: 2016-17:** Picked up an assist in four games with Arizona (NHL)...Registered 6-16-22 and 36 PIM in 62 games with Tucson (AHL)...Recorded a season-high 1-2-3 vs. Stockton on Oct. 28...Collected four game point streaks from Nov. 4-12 (0-4-4) and Jan. 14-21 (0-4-4)...Had a multi-point game at Texas on Mar. 22 (1-1-2)... **2015-16:** Registered 1-2-3 in 14 games with the Coyotes...Scored his first NHL goal on Feb. 20 vs. Dallas...Recorded his first NHL point (assist) on Oct. 30 vs. Vancouver...In 44 games with Springfield (AHL), he notched 4-9-13 with 23 penalty minutes...Had 2-2-4 during the month of April...Tallied a point in consecutive games Jan. 29-30... **2014-15:** Skated in two games with the Coyotes...Made his NHL debut vs. Philadelphia on Dec. 29...Registered 8-12-20 in 71 games with Portland (AHL)...Played in the third-most games on the team...Notched his first professional point (assist) at Worcester on Oct. 29...Scored his first career AHL goal at Providence on Nov. 7...Recorded a three-game point streak (2-1-3) from Nov. 22 - Dec. 2...Notched 0-2-2 vs. Bridgeport on Jan. 23...Had two assists at St. John's on Feb. 6...Collected 1-1-2 in four playoff games with the Pirates...Made his AHL postseason debut against Manchester on Apr. 23...Tallied 1-1-2 at Manchester on May 2... **2013-14:** Signed a three-year entry-level contract with Arizona on Nov. 4... Appeared in two games with Portland...Made his professional debut on Apr. 16 versus Albany...Registered 26-35-61 and 35 PIM in 65 games with Sault Ste. Marie (OHL)...Finished third on the team in scoring, fourth in assists and third in goals...Established career highs in games played, goals, assists, points and PIM... Tallied 1-2-3 versus Sudbury on Sept. 21...Had an eight-game point streak (7-8-15) from Oct. 19 - Nov. 5...Posted 2-1-3 versus Saginaw on Dec. 31...Had a five-game point streak (3-4-7) from Dec. 15 - 31...Notched a six-game point streak (3-4-7) from Jan. 5 - 17...Recorded a five-game point streak (5-4-9) from Feb. 6 - 15...Totalled 14 multi-point games...Registered 2-6-8 in nine postseason games with the Greyhounds...Tied for the team lead in total playoff points...Finished second on the team in postseason assists... **2012-13:** Appeared in 34 games with Sault Ste. Marie...Collected 3-5-8 and 10 PIM...Scored his first career OHL goal against Kingston on Jan. 6...Skated in six playoff contests with the Greyhounds, totaling 1-0-1 and 10 PIM...Registered 10-11-22 and six PIM in 25 games with Pembroke (CCHL) as team captain... **2011-12:** Skated in 22 games with Pembroke, finishing with 4-12-16 and six PIM...Added 0-3-3 in 12 postseason games...Played in 38 contests with Gatineau (QMJHL), collecting 3-2-5 and 25 PIM.




**JOEL HANLEY**

D

Height: 6'0"      Weight: 190      Shoots: Right  
 Born: August 6, 1991, Keswick, Ontario  
 Drafted: Not Drafted  
 Acquired: Signed as a free agent, July 1, 2017

SEASON	TEAM	LEAGUE	REGULAR SEASON					PLAYOFFS				
			GP	G	A	PTS	PIM	GP	G	A	PTS	PIM
2010-11	UMass-Amherst	NCAA	28	3	15	18	25	-	-	-	-	-
2011-12	UMass-Amherst	NCAA	36	7	18	25	18	-	-	-	-	-
2012-13	UMass-Amherst	NCAA	33	5	11	16	46	-	-	-	-	-
2013-14	UMass-Amherst	NCAA	34	2	14	16	39	-	-	-	-	-
	Portland	AHL	15	0	5	5	6	-	-	-	-	-
2014-15	Portland	AHL	63	2	15	17	34	5	0	1	1	0
	Gwinnett	ECHL	3	1	0	1	0	-	-	-	-	-
2015-16	Montreal	NHL	10	0	6	6	0	-	-	-	-	-
	St. John's	AHL	64	5	8	13	25	-	-	-	-	-
2016-17	Montreal	NHL	7	0	0	0	4	-	-	-	-	-
	St. John's	AHL	65	2	20	22	34	4	0	0	0	2

**CAREER NOTES: 2016-17:** Skated in seven games with Montreal (NHL)...Recorded 2-20-22 and 34 PIM in 65 games with St. John's (AHL)...Skated in four playoff games with St. John's...Led all team defensemen in scoring...Collected four multi-point games...Finished the season with a point in six of the final 10 games (0-6-6)...**2015-16:** Registered 0-6-6 in 10 games with Montreal...Made his NHL debut on Mar. 20 vs. CGY...Picked up his first NHL point and multi-point game (0-2-2) vs. ANA on Mar. 22...Recorded 0-4-4 in his first three NHL games...Tallied 5-8-13 and 25 PIM in 64 games with St. John's...**2014-15:** Recorded 2-15-17 and 34 PIM in 63 games with Portland (AHL)...Finished second among team blueliners in games played and in points...Tallied an assist in five playoff games...Scored a goal in three games with Gwinnett (ECHL)...**2013-14:** Picked up five assists in 15 games with Portland (AHL)...**2010-14:** Registered 17-58-75 and 127 PIM in 131 games with U-Mass Amherst (NCAA).



**ADIN HILL**


G

Height: 6'6"      Weight: 202      Catches: Left  
 Born: May 11, 1996, Comox, British Columbia  
 Drafted: Arizona's 5th choice (3rd round, 76th overall) in the 2015 Entry Draft

SEASON	TEAM	LEAGUE	REGULAR SEASON							PLAYOFFS						
			GP	MIN	GA	SO	SV%	GAA	W-L-OTL	GP	MIN	GA	SO	SV%	GAA	W-L-OTL
2013-14	Portland	WHL	4	218	6	0	.934	1.65	4-0-0	-	-	-	-	-	-	-
2014-15	Portland	WHL	46	2604	122	2	.921	2.81	31-11-1	17	1074	53	1	.911	2.96	10-6-1
2015-16	Portland	WHL	65	3897	192	3	.917	2.96	32-27-6	4	234	14	0	.904	3.58	0-4-0
	Springfield	AHL	4	236	12	0	.905	3.05	1-3-0	-	-	-	-	-	-	-
2016-17	Tucson	AHL	40	2243	118	1	.906	3.16	16-14-6	-	-	-	-	-	-	-

**CAREER NOTES: 2016-17:** Posted a 16-14-6 record with a .906 SV% and 3.16 GAA in 40 games with Tucson (AHL)...Won six of his first seven starts...Tucson earned a point in Hill's first nine starts (7-0-2)...Stopped a season-high 44 shots vs. Ontario on Nov. 5...Shutout Bakersfield on 17 shots on Nov. 11...Gave up one goal in consecutive games on Mar. 3-4...Won his final two starts of the season...**2015-16:** Registered a 32-27-6 record with a .917 SV% and 2.96 GAA in 65 games with Portland (WHL)...Set career-highs in wins (32) and shutouts (3)...Won consecutive Vaughn CHL Goaltender of the Week awards (Oct. 19-25, Oct. 16-Nov. 1)...Finished fourth in the WHL in wins, seventh in SV% and led the League with 2,115 saves...Gave up 2 goals or less in six consecutive starts (Jan. 13-23)...Posted a 1-3-0 record with a .905 SV% and a 3.05 GAA in four games with Springfield (AHL)...Earned his first win with Springfield on Apr. 16 vs. Portland with 29 saves...**2014-15:** Recorded a 31-11-1 mark with a 2.81 GAA and a .921 SV% in 46 games with Portland (AHL)...Led the WHL in SV%...Posted first career shutout on Jan. 3 vs. Tri-City...Gave up two goals or less in eight of nine games and won nine straight contests from Feb. 13- Mar. 11...Won eight consecutive games from Jan. 16-31...**2013-14:** Made four appearances and won all four games while only giving up six goals for Portland (WHL)...Gave up only two goals in his first three games.





**MARIO KEMPE**

RW

Height: 6'0"      Weight: 185      Shoots: Left  
 Born: September 19, 1988, Kramfors, SE  
 Drafted: Philadelphia's fifth choice (fifth round, 122nd overall) in the 2007 Entry Draft  
 Acquired: Signed as a free agent on May 16, 2017

SEASON	TEAM	LEAGUE	REGULAR SEASON					PLAYOFFS				
			GP	G	A	PTS	PIM	GP	G	A	PTS	PIM
2006-07	St. John's	QMJHL	62	23	19	42	51	4	0	0	0	2
2007-08	St. John's	QMJHL	48	25	24	49	36	6	4	3	7	8
2008-09	Rogle BK	SHL	30	2	8	10	8	-	-	-	-	-
	Mora IK	Allsvenskan	17	9	3	12	6	3	0	0	0	2
	Philadelphia	AHL	5	0	0	0	2	3	0	0	0	2
2009-10	Rogle BK	SHL	51	7	11	18	14	10	7	2	9	4
2010-11	Djurgardens IF	SHL	54	10	7	17	6	7	0	0	0	0
2011-12	Djurgardens IF	SHL	52	8	7	15	14	10	2	5	7	4
2012-13	MODO Hockey	SHL	53	15	12	27	12	5	0	0	0	0
2013-14	MODO Hockey	SHL	54	9	8	17	18	2	0	0	0	0
2014-15	Vityaz Podolsk	KHL	54	13	19	32	52	-	-	-	-	-
2015-16	Vityaz Podolsk	KHL	56	12	5	17	64	-	-	-	-	-
2016-17	Vityaz Podolsk	KHL	56	14	20	34	28	4	0	1	1	0

**CAREER NOTES: 2016-17:** Recorded 14-20-34 and 28 PIM in 56 games with Vityaz Podolsk (KHL)...Tallied an assist in four playoff games...Finished fifth on the team in points and sixth in goals...**2015-16:** Registered 12-5-7 and 64 PIM in 56 games with Vityaz Podolsk...Ended the season ranked tied for third on the team in goals...Finished second among forwards in hits (58)...**2014-15:** Skated in 54 games with Vityaz Polosk, collecting 13-19-32 and 52 PIM...Led the team in points and assists...Finished fourth among forwards with 56 hits...**2013-14:** Registered 9-8-17 and 18 PIM in 54 games with MODO Hockey (SHL)...Skated in two playoff games...**2012-13:** Recorded 8-7-15 and 14 PIM in 52 games with MODO Hockey...Skated in five playoff games...**2011-12:** Registered 8-7-15 and 14 PIM in 52 games with Djurgardens IF (SHL)... Collected 2-5-7 and four PIM in 10 playoff games...**2010-11:** Tallied 10-7-17 and six PIM in 54 games with Djurgardens IF...Skated in seven playoff games...**2009-10:** Collected 7-11-18 and 14 PIM in 51 games with Rogle BK...Registered 7-2-9 and four PIM in 10 playoff games...**2008-09:** Skated in five games with Philadelphia (AHL) and another three games in the playoffs...Registered 2-8-10 and eight PIM in 30 games with Rogle BK (SHL)...Collected 9-3-12 and six PIM in 17 games with Mora IK...**2006-2008:** Registered 48-43-91 and 87 PIM in 110 games with St. John's (QMJHL).




**MAREK LANGHAMER**

G

Height: 6'2"      Weight: 190      Catches: Left  
 Born: July 22, 1994, Moravska Trebova, Czech Republic  
 Drafted: Phoenix's 7th choice (7th round, 184th overall) in the 2012 Entry Draft

SEASON	TEAM	LEAGUE	REGULAR SEASON							PLAYOFFS						
			GP	MIN	GA	SO	SV%	GAA	W-L-OTL	GP	MIN	GA	SO	SV%	GAA	W-L-OTL
2012-13	Medicine Hat	WHL	30	1450	83	2	.899	3.44	15-12-1	1	38	5	0	.833	7.83	0-0-0
2013-14	Medicine Hat	WHL	40	2392	103	2	.913	2.58	23-14-3	18	1071	42	0	.934	2.35	9-8-1
2014-15	Medicine Hat	WHL	50	2904	136	2	.902	2.81	30-16-3	10	657	25	1	.924	2.28	5-3-2
2015-16	Springfield	AHL	19	1027	65	0	.883	3.80	7-9-2	-	-	-	-	-	-	-
	Rapid City	ECHL	8	484	18	1	.935	2.23	5-2-1	-	-	-	-	-	-	-
	Arizona	NHL	-	-	-	-	-	-	-	-	-	-	-	-	-	-
2016-17	Tucson	AHL	25	1267	71	0	.902	3.36	8-11-2	-	-	-	-	-	-	-
	Rapid City	ECHL	7	419	19	1	.913	2.72	5-2-0	-	-	-	-	-	-	-
	Arizona	NHL	1	16	1	0	.875	3.87	0-0-0	-	-	-	-	-	-	-

**CAREER NOTES: 2016-17:** Posted an 8-11-2 record with a 3.36 GAA and a .902 SV% in 25 games with Tucson (AHL)...Won his first two starts of the season...Made a franchise record 50 saves in a win over Ontario on Mar. 11...Made 41 saves and won his final start at Stockton on Apr. 15...Posted a 5-2-0 record with a shutout in seven games with Rapid City (ECHL)...Stopped seven of eight shots in his NHL debut to help the Coyotes preserve a victory over ANA on Feb. 20...**2015-16:** Posted a 7-9-2 record with a 3.80 GAA and a .883 SV% in 19 games with Springfield (AHL)...Won first AHL game with 23 save performance on Jan. 1 vs. Bridgeport...Won consecutive starts on Feb. 26-27...Made a season-high 43 saves in an overtime loss to Hartford on Mar. 19...Posted a 5-2-1 record with a shutout in eight games with Rapid City (ECHL) **2014-15:** Played in a career-high 50 games with Medicine Hat (WHL)...Posted a 30-16-3 record with a 2.81 GAA and a .902 SV%...His 30 regular season wins were a career high...Ranked 7th among league goalies in wins and 13th in minutes...Registered 24 saves in shutout vs. Red Deer on Mar. 3...Made 16 saves in shutout vs. Kootenay on Mar. 8...Went 5-3-2 and tallied a .924 SV% and a 2.28 GAA in 10 postseason games with the Tigers...His 2.28 postseason GAA and .924 SV% ranked 2nd and 4th, respectively, in the WHL...**2013-14:** Appeared in 40 games with Medicine Hat...Registered a 23-14-3 record with a .913 SV% and a 2.58 GAA...Established WHL career highs in games played, save percentage, goals against average and wins...Ranked seventh among all WHL goalies in GAA, 10th in SV% and 14th in wins...Stopped 21 shots in shutout over Kootenay on Oct. 12...Made 24 saves in shutout against Moose Jaw on Feb. 21...Went 9-8-1 with a 2.35 GAA and a .934 SV% in 18 postseason games...Stopped 25 of 26 shots in 2-1 win over Swift Current in the opening game of the playoffs on Mar. 21...Won three straight postseason starts: Apr. 12 versus Kootenay (23-25), Apr. 14 at Kootenay (26-27) and Apr. 16 versus Kootenay (43-44)...**2012-13:** Played in 30 games with Medicine Hat, posting a 15-12-1 record with a 3.44 GAA and an .899 SV%...Made his WHL debut and notched 18 saves on 21 shots faced on Sept. 21 at Lethbridge...Stopped all 30 shots in shutout versus Calgary on Jan. 20...Recorded 38 saves in shutout versus Swift Current on Feb. 23...Appeared in one WHL playoff game.



**MICHAEL LATTA**

C

Height: 6'0"      Weight: 207      Shoots: Right  
 Born: May 25, 1991, Kitchener, Ontario  
 Drafted: Nashville's 3rd choice (3rd round, 72nd overall) in the 2009 Entry Draft  
 Acquired: Signed as a free agent on July 4, 2017

SEASON	TEAM	LEAGUE	REGULAR SEASON					PLAYOFFS				
			GP	G	A	PTS	PIM	GP	G	A	PTS	PIM
2007-08	Ottawa	OHL	50	14	14	28	78	4	0	1	1	2
2008-09	Ottawa	OHL	23	8	13	21	32	-	-	-	-	-
	Guelph	OHL	42	14	22	36	60	4	0	2	2	12
2009-10	Guelph	OHL	58	33	40	73	157	5	2	7	9	14
	Milwaukee	AHL	0	0	0	0	0	1	0	0	0	0
2010-11	Guelph	OHL	68	34	55	89	158	6	5	5	10	11
	Milwaukee	AHL	4	0	1	1	2	7	0	0	0	12
2011-12	Milwaukee	AHL	51	14	14	28	100	3	0	1	1	2
2012-13	Milwaukee	AHL	67	9	26	35	184	-	-	-	-	-
	Hershey	AHL	9	1	2	3	14	5	2	1	3	6
2013-14	Washington	NHL	17	1	3	4	12	-	-	-	-	-
	Hershey	AHL	52	14	20	34	134	-	-	-	-	-
2014-15	Washington	NHL	53	0	6	6	68	4	0	0	0	2
2015-16	Washington	NHL	43	3	4	7	50	-	-	-	-	-
2016-17	Ontario	AHL	29	2	4	6	67	-	-	-	-	-
	Rockford	AHL	32	3	13	16	61	-	-	-	-	-

**CAREER NOTES: 2016-17:** Collected 2-4-6 and 67 PIM in 29 games with Ontario (AHL)...Scored his first goal of the season vs. Tucson on Dec. 2...Recorded 3-13-16 and 61 PIM in 32 games with Rockford (AHL)...Dished out three assists vs. San Antonio on Feb. 11...Had a multi-point game at Manitoba on Mar. 18...Collected 1-1-2 at Milwaukee on Apr. 8...**2015-16:** Registered 4-3-7 and 50 PIM in 43 games with Washington (NHL)...Posted career-highs in goals and points...Tied a career-high with 1-1-2 on Dec. 16 vs. OTT...**2014-15:** Skated in 53 games with Washington, collecting six assists...Led all WSH rookies in hits (91) and penalty minutes (80)...Recorded his first career multi-point game at CBJ on Dec. 18 (0-2-2)...Played in four playoff games...**2013-14:** Recorded 1-3-4 and 12 PIM in 17 games with Washington...Made his NHL debut on Oct. 1 at CHI...Recorded his first NHL point with an assist on Nov. 2 vs. FLA...Scored first NHL goal at DET on Nov. 15...Registered 14-20-34 in 52 games with Hershey (AHL)...**2012-13:** Appeared in 67 games for Milwaukee (AHL), recording 9-26-35 and 184 PIM...Ranked second on the team in assists and fourth in points...Skated in nine games for Hershey and earned 1-2-3 and 12 PIM...Collected 2-1-3 in five playoff games for Hershey...**2011-12:** Registered 14-14-28 and 100 PIM in 51 games with Milwaukee...Was one of three AHL rookies to post at least 25 points and 100 PIM...Led the team in shooting percentage (18.2%)...Added an assist in three playoff games...**2010-11:** Skated in four games with Milwaukee, collecting an assist...Skated in seven playoff games...**2007-2011:** Registered 103-144-247 and 485 PIM in 241 career OHL games with Ottawa and Guelph...Skated in the 2009 CHL Top Prospects Game.



**JENS LOOKE**

RW

Height: 6'2"      Weight: 188      Shoots: Right  
 Born: April 11, 1997, Gavle, Sweden  
 Drafted: Arizona's 7th choice (2nd round, 32nd overall) in the 2015 Entry Draft

SEASON	TEAM	LEAGUE	REGULAR SEASON					PLAYOFFS				
			GP	G	A	PTS	PIM	GP	G	A	PTS	PIM
2013-14	Brynas Jr.	Sweden Jr.	7	2	0	2	0	2	0	1	1	0
	Brynas U18	Sweden Jr. U18	32	15	25	40	14	5	3	4	7	2
2014-15	Brynas	Sweden	43	2	4	6	2	7	0	0	0	0
	Brynas Jr.	Sweden Jr.	18	10	8	18	4	2	1	1	2	2
	Brynas U18	Sweden Jr. U18	1	1	4	5	0	4	3	3	6	0
2015-16	Brynas IF J20	Super Elit	10	6	8	14	4	4	1	1	2	0
	Brynas IF	SHL	5	0	0	0	0	-	-	-	-	-
	Almtuna IS	Allsvenskan	30	3	8	11	2	4	1	1	2	0
2016-17	Timra IK J20	SuperElit	0	0	0	0	0	4	1	6	7	2
	Timra IK	Allsvenskan	46	8	8	16	10	3	1	2	3	0

**CAREER NOTES: 2016-17:** Registered 8-8-16 and 10 PIM in 46 games with Timra IK (Allsvenskan)...Posted 1-6-7 in four playoff games for Timra IK J20 (SuperElit)...**2015-16:** Skated in 15 games with Brynas IF (SHL), recording 6-8-14...Recorded 3-8-11 and two PIM in 30 games with Almtuna IS (Allsvenskan)...**2014-15:** Registered 2-4-6 with two PIM in 43 games with Brynas (Sweden)...Tallied 10-8-18 in four PIM in 18 games with Brynas Jr. (Sweden Jr.)...Was ranked 10th among all international skaters in the Central Scouting final rankings...**2013-14:** Registered 15-25-40 with 14 PIM in 32 games with Brynas U 18 (Sweden Jr. U20)...Scored two goals in seven games with Brynas Jr. (Sweden Jr.).



**RYAN MACINNIS**

C

Height: 6'3"      Weight: 185      Shoots: Left  
 Born: Feb. 14, 1996, St. Louis, Missouri  
 Drafted: Arizona's 2nd choice (2nd round, 43rd overall) in the 2014 Entry Draft

SEASON	TEAM	LEAGUE	REGULAR SEASON					PLAYOFFS				
			GP	G	A	PTS	PIM	GP	G	A	PTS	PIM
2012-13	USNTDP Juniors	USHL	41	8	6	14	6	-	-	-	-	-
	U.S. National U17	USDP	52	15	10	25	6	-	-	-	-	-
	U.S. National U18	USDP	7	0	2	2	0	-	-	-	-	-
2013-14	Kitchener	OHL	66	16	21	37	18	-	-	-	-	-
2014-15	Kitchener	OHL	67	25	37	62	28	6	3	5	8	6
2015-16	Kitchener	OHL	59	38	43	81	49	9	5	8	13	8
	Springfield	AHL	2	0	0	0	0	-	-	-	-	-
2016-17	Tucson	AHL	68	8	9	17	50	-	-	-	-	-

**CAREER NOTES: 2016-17:** Recorded 8-9-17 with 50 PIM in 68 games with Tucson (AHL)...Recorded a point in three of his first five games to begin the season (2-1-3)...Scored his first professional goal on Oct. 28 vs. Stockton...Scored two goals on Dec. 21 vs. Bakersfield...Recorded four multi-point games...**2015-16:** Registered 38-41-81 with 49 PIM in 59 games with Kitchener (OHL)...Led the team in goals and was tied for the team lead in points...His goals, assists and point totals were career-highs...Was named the recipient of the 570 News 3 Star Award and the winner of the Jim Malleck Memorial Trophy as the team's Most Valuable Player...Totaled 27 multi-point games and seven multi-goal games...Had a 21-game point streak (10-23-33) from Nov. 10- Jan. 24...Registered four consecutive multi-point games twice (Oct. 22-29; 8-3-11, Nov. 26- Dec. 4; 2-6-8)...Scored a career-high four goals on Oct. 29 vs. Peterborough...Totaled 5-8-13 in nine playoff games for Kitchener...Had a four point playoff game vs. Windsor...Made his professional debut with Springfield and skated in two games...**2014-15:** Registered 25-37-62 in 67 games with Kitchener (OHL)...Established OHL career highs in games, goals, assists and points...Led the Rangers in points, assists and tied for the team lead in goals...Collected 16 multi-point games...Tallied three assists at London on Oct. 3...Posted a career-high 1-3-4 vs. Peterborough on Nov. 7...Scored 2-1-3 at London on Mar. 12...Led Kitchener in postseason scoring with 3-5-8 in six contests...Scored his first OHL postseason goal vs. London on Apr. 2...Recorded 2-2-4 against the Knights on Apr. 3...**2013-14:** Skated in 67 games with Kitchener, totaling 16-21-37...Ranked third on the team in points and fifth in assists...Made his debut with Kitchener and recorded his first career OHL assist vs. Saginaw on Sept. 20...Scored his first OHL goal vs. Peterborough on Sept. 27...Registered three assists at Kingston on Nov. 8...Had a three-game point streak (4-1-5) from Nov. 17-22.



**DYSIN MAYO**

D

Height: 6'2"      Weight: 195      Shoots: Right  
 Born: Aug. 17, 1996, Victoria, British Columbia  
 Drafted: Arizona's 6th choice (5th round, 133rd overall) in the 2014 Entry Draft

SEASON	TEAM	LEAGUE	REGULAR SEASON					PLAYOFFS				
			GP	G	A	PTS	PIM	GP	G	A	PTS	PIM
2012-13	Edmonton	WHL	42	1	4	5	12	19	0	4	4	2
2013-14	Edmonton	WHL	63	7	28	35	50	21	3	12	15	10
2014-15	Edmonton	WHL	72	14	37	51	75	5	0	2	2	2
2015-16	Edmonton	WHL	71	6	37	43	86	6	0	0	0	8
	Springfield	AHL	5	0	1	1	2	-	-	-	-	-
2016-17	Tucson	AHL	25	1	2	3	0	-	-	-	-	-
	Rapid City	ECHL	25	1	15	16	4	-	-	-	-	-

**CAREER NOTES: 2016-17:** Skated in 25 games with Tucson (AHL), collecting 1-2-3...Scored his first AHL goal at San Diego on Mar. 3...Recorded 1-15-16 with 4 PIM in 25 games with Rapid City (ECHL)...Finished third among Rapid City defensemen with 15 assists...**2015-16:** Registered 6-37-43 with 86 PIM in 71 games with Edmonton (WHL)...Led team defensemen in points and was second on the team in assists...Collected eight multi-point games...Recorded a season-high 1-2-3 on Feb. 27 at Lethbridge...Had a season-high five-game point streak (1-6-7) from Dec. 18- Jan. 1...Recorded a four-game point streak (2-4-6) from Feb. 27- Mar. 7...Skated in six playoff games with Edmonton...Collected an assist in five games with Springfield (AHL)...Signed a three-year entry-level contract with Arizona on Dec. 26...**2014-15:** Registered 14-37-51 with 75 PIM in 72 games with Edmonton (WHL)...Set career-highs in goals, assists and points...Finished 10th among League defensemen in points...Finished third on the team in points and led all defensemen...Was second on the team in assists...Had 13 multi-point games and two multi-goal games...Recorded a career-high 2-2-4 vs. Saskatoon on Nov. 14...Had a season-high five-game point streak (3-9-12) from Nov. 8- Nov. 21...Picked up two assists in five playoffs games...**2013-14:** Registered 7-28-35 with 50 PIM in 63 games with Edmonton (WHL)...Collected five multi-point games and three three-point games...Had a season-long five-game point streak (2-5-7) from Feb. 8- Feb. 19...Totaled 3-12-15 in 21 playoff games and won Memorial Cup with Edmonton...Began the playoffs with a six-game point streak (2-6-8)...Scored the GWG in Game 2 of the First Round vs. Prince Albert...**2012-13:** Registered 1-4-5 with 12 PIM in 42 games with Edmonton (WHL)...Scored his first goal vs. Lethbridge on Jan. 27...Collected four assists in 19 playoff games...Had a two assist game in his playoff debut at Kootenay on Mar. 26.




**NICK MERKLEY**

**RW**

Height: 5'11"      Weight: 189      Shoots: Left  
 Born: May 23, 1997, Calgary, Alberta  
 Drafted: Arizona's 2nd choice (1st round, 30th overall) in the 2015 Entry Draft

SEASON	TEAM	LEAGUE	REGULAR SEASON				PLAYOFFS					
			GP	G	A	PTS	PIM	GP	G	A	PTS	PIM
2012-13	Kelowna	WHL	1	0	0	0	0	7	0	3	3	0
2013-14	Kelowna	WHL	66	25	33	58	46	14	4	13	17	12
2014-15	Kelowna	WHL	72	20	70	90	79	19	5	22	27	18
2015-16	Kelowna	WHL	43	17	31	48	44	-	-	-	-	-
2016-17	Kelowna	WHL	63	23	40	63	73	17	6	13	19	22

**CAREER NOTES: 2016-17:** Registered 23-40-63 and 73 PIM in 63 games with Kelowna (WHL)...Finished third on the team in points, goals and assists....Led Kelowna with 12 power-play goals...Recorded at least one point in 10 of 12 games from Oct. 19- Nov. 18 (6-8-14)...Picked up a season-high 2-2-4 on Feb. 1 vs. Calgary...Recorded a multi-point game in four of five games from Jan. 27- Feb. 4 (5-7-12)...Collected 17 multi-point games...Registered 6-13-19 in 17 playoff games with Kelowna...Picked up at least one point in 11 of the last 12 playoff games (6-12-18)...**2015-16:** Skated in 43 games with Kelowna (WHL), registering 17-31-48 and 44 PIM...Recorded 16 multi-point games including two four-point games...Tallied four consecutive multi-point games and four consecutive games with a goal from Oct. 31- Nov. 7 (5-5-10)...Registered a point in 12 of 15 games from Oct. 31- Dec. 5 (9-14-23)...Had four GWG's...Signed a three-year entry-level contract with Arizona on Sept. 3...**2014-15:** Registered 20-70-90, a plus-29 rating and 79 PIM in 72 games with Kelowna...Ranked third in the WHL in assists, first in power-play assists (32) and sixth in points...Led the Rockets in points and assists...Had 26 multi-point games...Began the season with a six-game point streak (3-11-14) from Sept. 20 – Oct. 3...Tallied 0-4-4 at Seattle on Oct. 4...Recorded multiple points in seven straight games (3-11-14) from Nov. 2 – 15...Had a 12-game point streak (4-17-21) from Nov. 2 – 26...Added 5-22-27 and a plus-12 rating in 19 postseason games with the Rockets...Led the league in playoff assists...Had the second-most postseason points in the WHL...Registered a nine-game playoff point streak (1-11-12)...Posted 2-1-3 at Brandon on May 9...**2013-14:** Collected 25-33-58, a plus-24 rating and 46 PIM in 66 games with Kelowna...Ranked third among WHL rookies in points...Finished third on the team in goals, seventh in assists and fifth in points...Had 15 multi-point games...Posted 0-4-4 vs. Lethbridge on Oct. 16...Totaled 4-13-17 and 12 PIM in 14 playoff contests...Ranked second on the team in playoff points and assists...Registered an eight game playoff point streak (3-11-14) from Mar. 26 – Apr. 19...**2012-13:** Made his WHL debut with the Rockets on Dec. 15 at Red Deer...Notched 0-3-3 in seven postseason games with Kelowna.



**DAKOTA MERMIS**

**D**

Height: 5'11"      Weight: 194      Shoots: Left  
 Born: January 5, 1994, Alton, Illinois  
 Drafted: Not Drafted  
 Acquired: Signed as a free agent, July 1, 2015

SEASON	TEAM	LEAGUE	REGULAR SEASON				PLAYOFFS					
			GP	G	A	PTS	PIM	GP	G	A	PTS	PIM
2010-11	USNTDP Juniors	USHL	36	4	4	8	53	2	0	0	0	0
	U.S. National U17	USDP	55	5	8	13	63	-	-	-	-	-
2011-12	Green Bay	USHL	60	5	22	27	98	12	0	1	1	20
	Univ. of Denver	NCAA	19	1	3	4	14	-	-	-	-	-
2012-13	London	OHL	27	2	9	11	34	21	1	3	4	21
	London	OHL	66	5	20	25	76	9	1	3	4	12
2014-15	London	OHL	36	1	10	11	36	-	-	-	-	-
	Oshawa	OHL	30	5	14	19	50	21	1	14	15	14
2015-16	Springfield	AHL	63	3	10	13	58	-	-	-	-	-
	Rapid City	ECHL	5	1	2	3	6	-	-	-	-	-
2016-17	Tucson	AHL	67	2	10	12	75	-	-	-	-	-

**CAREER NOTES: 2016-17:** Skated in 67 games with Tucson (AHL), collecting 2-10-12 with 75 PIM...Had the fifth-most assists and shots among team blueliners...Registered 1-1-2 at San Antonio on Dec. 16...**2015-16:** Registered 3-10-13 with 58 PIM in 63 games with Springfield (AHL)...Scored first AHL goal on Jan. 1 vs. Bridgeport...Had a three-game point streak with three assists from Feb. 21-27...Tallied a three-point night on Mar. 13 vs. Syracuse (1-2-3)...Scored the OT GWG on Apr. 16 vs. Portland...Scored a goal and picked up two assists in five games with Rapid City (ECHL)...**2014-15:** Signed a three-year entry-level contract with Arizona on July 1, 2015...Registered 5-14-19 with a plus-26 rating in 30 games with Oshawa (OHL)...Ranked fifth in the OHL with a plus-48 rating and owns a plus-103 rating in 159 career OHL games...Set OHL career highs in goals, assists and points...Notched a five-game point streak (0-6-6) from Jan. 22-29...Had three assists vs. Kingston on Mar. 15...Traded to the Generals on Jan. 2, 2015...Began the season with London (OHL), totaling 1-10-11, a plus-22 rating and 36 PIM in 36 games with the Knights...Tallied three assists vs. Guelph on Nov. 6...Collected 1-14-15 and 14 PIM in 21 postseason games with Oshawa...Led Generals' defensemen in postseason points and assists...**2013-14:** Totaled 5-20-25 with a plus-40 rating and 76 PIM in 66 games with London...Ranked third on the team in plus-minus...Had 1-1-2 vs. Plymouth on Sept. 20...Notched 1-1-2 vs. Guelph on Nov. 7...Posted 1-3-4 and 12 PIM in nine playoff games...Earned a point in three straight games (1-2-3) from Apr. 6-10...**2012-13:** Skated in 27 games with the Knights, totaling 2-9-11 and 34 PIM...Tallied two assists in his OHL debut vs. Saginaw on Jan. 4...Posted 1-1-2 vs. Ottawa on Jan. 11...Had three assists at Ottawa on Jan. 24...Added 1-3-4 and 21 PIM in 21 postseason games with the Knights...Recorded 1-3-4 and 14 PIM in 19 games with Denver (NCAA).




**HUNTER MISKA**

G

Height: 6'1"      Weight: 174      Catches: Left  
 Born: July 7, 1995, Stacy, Minnesota  
 Drafted: Not Drafted  
 Acquired: Signed as a free agent, April 15, 2017

SEASON	TEAM	LEAGUE	REGULAR SEASON							PLAYOFFS						
			GP	MIN	GA	SO	SV%	GAA	W-L-OTL	GP	MIN	GA	SO	SV%	GAA	W-L-OTL
2011-12	U.S.N.D.T	USHL	25	1305	78	0	.854	3.59	10-13-0	-	-	-	-	-	-	-
2012-13	U.S.N.D.T	USHL	13	745	38	0	.881	3.06	3-7-2	-	-	-	-	-	-	-
2013-14	Penticton	BCHL	34	1990	75	2	.915	2.26	19-11-2	-	-	-	-	-	-	-
2014-15	Penticton	BCHL	46	2778	87	5	.931	1.88	34-9-3	-	-	-	-	-	-	-
2015-16	Dubuque	USHL	46	2761	113	1	.913	2.46	32-13-1	-	-	-	-	-	-	-
2016-17	Minnesota-Duluth	NCAA	39	2321	85	5	.920	2.20	27-5-5	-	-	-	-	-	-	-

**CAREER NOTES: 2016-17:** Posted a 27-5-5 record with five shutouts, a .920 SV% and 2.20 GAA in 39 games with the University of Minnesota-Duluth (NCAA)...Helped UMD to the Frozen Four championship game...Was a finalist for the Mike Richter award...Began the season with nine wins in his first 11 starts with three shutouts...Made a season-high 40 saves vs. Ohio State on Mar. 24...Won eight of his final nine starts...**2015-16:** Registered a 32-13-1 record with a .913 SV% and 2.46 GAA in 46 games with Dubuque (USHL)...Was the recipient of the 2015-16 USA Hockey Dave Peterson Goaltender of the Year...Helped Dubuque to the Clark Cup Finals...Set a Dubuque franchise record in wins...Earned two USHL goaltender of the week honors...**2014-15:** Recorded a 34-9-3 mark with five shutouts, a 1.88 GAA and a .931 SV% in 46 games with Penticton (BCHL)...Led the BCHL in GAA and SV%...Earned the BCHL's Top Goaltender Award for 2014-15...Had a partial claim in the Wally Forslund Memorial Trophy for the second consecutive season...Named to the 2014-15 BCHL First Team All-Star and was Penticton's MVP after helping the team to the BCHL playoff title and Western Cup...**2013-14:** Made 34 appearances for Penticton, posting a 19-11-2 record with two shutouts, a 2.26 GAA and a .915 SV%...Had a share in the Wally Forslund Memorial Trophy...**2012-13:** Posted a 3-7-2 mark with a 3.06 GAA and a .881 SV% in 13 games with USNDT (USHL)...**2011-12:** Posted a 10-13-0 record with a 3.59 GAA and a .854 SV% in 25 games with USNDT.



**LANE PEDERSON**

C

Height: 6'1"      Weight: 200      Shoots: Right  
 Born: August 4, 1997, Saskatoon, Saskatchewan  
 Drafted: Not Drafted  
 Acquired: Signed as a free agent, October 13, 2016

SEASON	TEAM	LEAGUE	REGULAR SEASON						PLAYOFFS				
			GP	G	A	PTS	PIM	GP	G	A	PTS	PIM	
2014-15	Seattle	WHL	63	8	12	20	17	6	0	0	0	0	
2015-16	Red Deer	WHL	35	6	15	21	19	-	-	-	-	-	
	Swift Current	WHL	37	14	20	34	29	-	-	-	-	-	
2016-17	Swift Current	WHL	62	25	40	65	39	12	3	4	7	0	

**CAREER NOTES: 2016-17:** Registered 25-40-65 and 39 PIM in 62 games with Swift Current (WHL)...Finished third on the team in scoring...Scored 10 power-play goals...Tallied 1-2-3 on opening night at Prince Albert...Collected 2-6-8 in the first four games...Had a season-high six-game point streak from Nov. 2-13 (6-2-8)...Had a season-high 1-3-4 on Nov. 22 vs. Saskatoon...Finished the season with goals in five of the final seven games (6-2-8)...Collected 18 multi-point games...Recorded 3-4-7 in 12 playoff games...**2015-16:** Skated in 37 games with Red Deer, collecting 6-15-21...Tallied 2-2-4 on Dec. 9 at Medicine Hat...Registered 14-20-34 in 37 games with Swift Current...Collected at least one point in 19 of 21 games from Dec. 30-Feb. 20 (10-18-28)...Collected 10 multi-point games...**2014-15:** Registered 8-12-20 and 17 PIM in 63 games with Seattle (WHL)...Scored two goals vs. Edmonton on Oct. 30...Collected a point in eight of nine games from Dec. 28- Jan. 16 (2-6-8).







**MIKE SISLO**

**RW**

Height: 5'11"      Weight: 193      Shoots: Right  
 Born: January 20, 1988, Superior, Wisconsin  
 Drafted: Not Drafted  
 Acquired: Signed as a free agent on July 1, 2017

SEASON	TEAM	LEAGUE	REGULAR SEASON				PLAYOFFS					
			GP	G	A	PTS	PIM	GP	G	A	PTS	PIM
2007-08	New Hampshire	NCAA	38	3	5	8	12	-	-	-	-	-
2008-09	New Hampshire	NCAA	38	19	12	31	10	-	-	-	-	-
2009-10	New Hampshire	NCAA	39	14	15	29	20	-	-	-	-	-
2010-11	New Hampshire	NCAA	39	15	33	48	38	-	-	-	-	-
	Albany	AHL	3	0	0	0	0	-	-	-	-	-
2011-12	Albany	AHL	59	9	18	27	20	-	-	-	-	-
2012-13	Albany	AHL	61	13	13	26	46	-	-	-	-	-
2013-14	New Jersey	NHL	14	0	0	0	0	-	-	-	-	-
	Albany	AHL	59	23	18	41	26	4	1	1	2	0
2014-15	New Jersey	NHL	10	0	1	1	2	-	-	-	-	-
	Albany	AHL	65	20	20	40	53	-	-	-	-	-
2015-16	New Jersey	NHL	18	3	1	4	4	-	-	-	-	-
	Albany	AHL	57	27	26	53	18	9	2	5	7	6
2016-17	San Antonio	AHL	54	6	15	21	18	-	-	-	-	-
	Toronto	AHL	18	8	8	16	8	5	0	0	0	0

**CAREER NOTES: 2016-17:** Recorded 6-15-21 and 18 PIM in 54 games with San Antonio (AHL)...Scored a goal in consecutive games Oct. 28-30...Posted 8-8-16 and eight PIM in 18 games with Toronto (AHL)...Had a season-high 2-1-3 on Mar. 17 vs. Binghamton...Had a six-game point streak from Mar. 17-26 (4-6-10)...Skated in five playoff games with Toronto...**2015-16:** Registered 3-1-4 and four PIM in 18 games with New Jersey...Scored his first two career NHL goals on Mar. 17 vs. MIN...Led Albany (AHL) in goals (27) and finished second on the team in points (53) while appearing in 57 games...Led the AHL with 14 power-play goals...His 27 goals finished sixth in the AHL...Was named AHL Player of the Month for February after tallying 9-7-16 in 11 games...Collected 2-5-7 and six PIM in nine playoff games...**2014-15:** Tallied an assist in 10 games with New Jersey...Recorded his first career NHL point on Nov. 6 at STL...Registered 20-20-40 and 53 PIM in 65 games with Albany...Finished third on the team in points and goals...**2013-14:** Appeared in 14 games with New Jersey...Made his NHL debut on Jan. 3 vs. CHI...Recorded 23-18-41 and 26 PIM in 59 games with Albany...Led the team in goals and finished third in points...Tied for the team lead with seven power-play goals...Had 1-1-2 in four playoff games with Albany...**2012-13:** Registered 13-13-26 and 46 PIM in 61 games with Albany...**2011-12:** Recorded 9-18-27 and 20 PIM in 59 games with Albany...Scored his first professional goal on a penalty shot on Oct. 9 at Bridgeport...**2010-11:** Skated in three games with Albany...**2007-2011:** Registered 51-65-116 and 82 PIM in 154 games with New Hampshire (NCCA)...Helped the team to four straight NCAA Tournament berths...Served as team Captain as a senior in 2010-11 and led the Hockey East division with 33 assists...Named to the Hockey East All-Academic Team as a junior in 2009-10 in 14 playoff contests.



**JALEN SMERECK**

**D**

Height: 6'0"      Weight: 184      Shoots: Left  
 Born: January 15, 1997, Detroit, Michigan  
 Drafted: Not drafted  
 Acquired: Signed as a free agent, October 6, 2016

SEASON	TEAM	LEAGUE	REGULAR SEASON				PLAYOFFS					
			GP	G	A	PTS	PIM	GP	G	A	PTS	PIM
2014-15	Bloomington	USHL	51	3	15	18	18	-	-	-	-	-
2015-16	Oshawa	OHL	63	5	20	25	65	5	1	4	5	8
2016-17	Flint	OHL	60	9	36	45	62	5	1	2	3	6
	Tucson	AHL	2	1	1	2	0	-	-	-	-	-

**CAREER NOTES: 2016-17:** Registered 9-36-45 and 62 PIM in 60 games with Flint (OHL)...Finished second among Flint blueliners in scoring...Scored five power-play goals...Tallied three assists on opening night versus Sarnia...Finished the season by recording a point in eight of the final nine games (2-8-10)...Collected 12 multi-point games...Recorded 1-2-3 in five playoff games...Skated in two games with Tucson, collecting 1-1-2...Scored his first AHL goal at Stockton on Apr. 15...**2015-16:** Recorded 5-20-25 and 65 PIM in 63 games with Oshawa (OHL)...Scored his first OHL goal at Ottawa on Oct. 23...Collected his first multi-point game at Peterborough (0-2-2) on Jan. 7...Collected 1-4-5 in five playoff games...**2014-15:** Skated in 51 games with Bloomington (USHL), tallying 3-15-18 along with 18 PIM.



**CAMERON CROTTY**

**D**

Height: 6'2"      Weight: 186      Shoots: Right  
 Born: May 5, 1999, Ottawa, Ontario  
 Drafted: Arizona's 5th choice (3rd round, 82nd overall) in the 2017 Entry Draft

SEASON	TEAM	LEAGUE	REGULAR SEASON					PLAYOFFS				
			GP	G	A	PTS	PIM	GP	G	A	PTS	PIM
2015-16	Brockville	CCHL	57	3	15	18	38	6	1	6	7	0
2016-17	Brockville	CCHL	41	4	9	13	32	5	1	0	1	2



**MACKENZIE ENTWISTLE**

**RW**

Height: 6'3"      Weight: 174      Shoots: Right  
 Born: July 14, 1999, Georgetown, Ontario  
 Drafted: Arizona's 3rd choice (3rd round, 69th overall) in the 2017 Entry Draft

SEASON	TEAM	LEAGUE	REGULAR SEASON					PLAYOFFS				
			GP	G	A	PTS	PIM	GP	G	A	PTS	PIM
2015-16	Hamilton	OHL	60	6	8	14	17	-	-	-	-	-
2016-17	Hamilton	OHL	54	12	13	25	25	7	1	1	2	0




**JARED FIEGL**

**LW**

Height: 6'3"      Weight: 223      Shoots: Left  
 Born: Jan. 23, 1996, Parker, Colorado  
 Drafted: Arizona's 8th choice (7th round, 191st overall) in the 2014 Entry Draft

SEASON	TEAM	LEAGUE	REGULAR SEASON					PLAYOFFS				
			GP	G	A	PTS	PIM	GP	G	A	PTS	PIM
2012-13	USNTDP Juniors	USHL	38	4	4	8	29	-	-	-	-	-
	U.S. National U17	USDP	56	7	9	16	37	-	-	-	-	-
2013-14	USNTDP Juniors	USHL	16	0	0	0	10	-	-	-	-	-
	U.S. National U18	USDP	45	2	4	6	26	-	-	-	-	-
2014-15	Cornell	NCAA	26	1	0	1	39	-	-	-	-	-
2015-16	Cornell	NCAA	30	1	1	2	18	-	-	-	-	-
2016-17	Cornell	NCAA	35	2	4	6	32	-	-	-	-	-



**BRANDON HICKEY**

**D**

Height: 6'2"      Weight: 190      Shoots: Left  
 Born: April 13, 1996, Leduc, AB  
 Drafted: Calgary's 3rd choice (3rd round, 64th overall) in the 2014 Entry Draft  
 Acquired: From the Calgary Flames with Chad Johnson and a conditional third-round draft choice in exchange for Mike Smith, June 17, 2017

SEASON	TEAM	LEAGUE	REGULAR SEASON					PLAYOFFS				
			GP	G	A	PTS	PIM	GP	G	A	PTS	PIM
2013-14	Spruce Grove	AJHL	49	4	18	22	29	13	0	5	5	4
2014-15	Boston	NCAA	41	6	11	17	18	-	-	-	-	-
2015-16	Boston	NCAA	36	5	3	8	28	-	-	-	-	-
2016-17	Boston	NCAA	35	4	11	15	41	-	-	-	-	-



**NOEL HOEFENMAYER**

D

Height: 6'1"      Weight: 196      Shoots: Left  
 Born: January 6, 1999, North York, Ontario  
 Drafted: Arizona's 6th choice (4th round, 108th overall) in the 2017 Entry Draft

SEASON	TEAM	LEAGUE	REGULAR SEASON					PLAYOFFS				
			GP	G	A	PTS	PIM	GP	G	A	PTS	PIM
2015-16	Ottawa	OHL	45	2	3	5	18	4	0	0	0	0
2016-17	Ottawa	OHL	62	14	26	40	36	6	2	5	7	6



**PIERRE-OLIVIER JOSEPH**

D

Height: 6'2"      Weight: 160      Shoots: Left  
 Born: July 1, 1999, Chambly, Quebec  
 Drafted: Arizona's 1st choice (1st round, 23rd overall) in the 2017 Entry Draft

SEASON	TEAM	LEAGUE	REGULAR SEASON					PLAYOFFS				
			GP	G	A	PTS	PIM	GP	G	A	PTS	PIM
2015-16	Charlottetown	QMJHL	48	1	7	8	30	12	1	2	3	0
2016-17	Charlottetown	QMJHL	62	6	33	39	54	13	1	5	6	12



**ERIK KALLGREN**

G

Height: 6'2"      Weight: 188      Catches: Left  
 Born: October 14, 1996, Stockholm, Sweden  
 Drafted: Arizona's 9th choice (7th round, 183rd overall) in the 2015 Entry Draft

SEASON	TEAM	LEAGUE	REGULAR SEASON							PLAYOFFS						
			GP	MIN	GA	SO	SV%	GAA	W-L-OTL	GP	MIN	GA	SO	SV%	GAA	W-L-OTL
2012-13	Linköping U18	Swe-U18	17	994	35	4	-	2.11	13-3-0	-	-	-	-	-	-	-
	Linköping Jr.	Swe. Jr.	2	97	4	0	-	2.46	0-2-0	-	-	-	-	-	-	-
2013-14	Linköping U18	Swe-U18	25	1507	55	4	-	2.19	19-6-0	5	330	11	0	-	2.00	3-2-00
	Linköping Jr.	Swe. Jr.	2	119	7	0	-	3.53	1/1/00	1	47	5	0	-	6.36	0-1-0
2014-15	Linköping Jr.	Swe. Jr.	34	2052	60	6	-	1.75	27-7-0	7	428	18	0	-	2.52	5-2-00
	Oskarshamn	Sweden-1	3	145	6	0	.896	2.49	2-1-00	-	-	-	-	-	-	-
2015-16	Oskarshamn IK	Sweden-1	20	1149	53	1	.897	2.77	9-10-00	-	-	-	-	-	-	-
2016-17	Oskarshamn IK	Sweden-1	22	1165	49	1	.912	2.52	11-10-00	-	-	-	-	-	-	-






**ANTON KARLSSON**

**RW**

Height: 6'3"      Weight: 189      Shoots: Left  
 Born: Aug. 3, 1996, Lerum, Sweden  
 Drafted: Arizona's 4th choice (3rd round, 87th overall) in the 2014 Entry Draft

SEASON	TEAM	LEAGUE	REGULAR SEASON					PLAYOFFS				
			GP	G	A	PTS	PIM	GP	G	A	PTS	PIM
2012-13	Frolunda J18	J18 Elit	16	14	13	27	37	-	-	-	-	-
	Frolunda J18	J18 Alls.	7	6	6	12	27	3	1	3	4	0
	Frolunda J20	Super Elit	17	4	4	8	4	3	1	1	2	0
2013-14	Frolunda J18	J18 Elit	1	0	1	1	4	-	-	-	-	-
	Frolunda J18	J18 Alls.	4	2	4	6	6	5	3	3	6	2
	Frolunda J20	Super Elit	28	12	10	22	88	3	0	2	2	2
2014-15	Skelleftea AIK J20	Super Elit	16	8	6	14	37	-	-	-	-	-
	Skelleftea AIK	SHL	6	0	1	1	0	-	-	-	-	-
	Frolunda HC J20	Super Elit	16	6	9	15	4	8	3	7	10	6
2015-16	Frolunda HC	SHL	9	0	1	1	2	-	-	-	-	-
	Frolunda HC J20	Super Elit	8	1	2	3	2	-	-	-	-	-
	Frolunda HC	SHL	19	0	2	2	2	-	-	-	-	-
	BIK Karlskoga	Allsvenskan	3	1	1	2	0	-	-	-	-	-
2016-17	Leksands IF	Allsvenskan	21	2	6	8	6	14	1	3	4	2
	IK Oskarshamn	Allsvenskan	48	6	4	10	16	-	-	-	-	-
	Frolunda HC	SHL	6	0	0	0	0	-	-	-	-	-



**MICHAEL KAROW**

**D**

Height: 6'2"      Weight: 197      Shoots: Left  
 Born: December 18, 1998, Green Bay, Wisconsin  
 Drafted: Arizona's 7th choice (5th round, 126th overall) in the 2017 Entry Draft

SEASON	TEAM	LEAGUE	REGULAR SEASON					PLAYOFFS				
			GP	G	A	PTS	PIM	GP	G	A	PTS	PIM
2016-17	Youngstown	USHL	58	4	17	21	39	5	1	2	3	6



**MERRICK MADSEN**

**G**

Height: 6'4"      Weight: 192      Catches: Left  
 Born: August 22, 1995, Preston, Idaho  
 Drafted: Philadelphia's 6th choice (6th round, 162nd overall) in the 2013 Entry Draft

SEASON	TEAM	LEAGUE	REGULAR SEASON							PLAYOFFS						
			GP	MIN	GA	SO	SV%	GAA	W-L-OTL	GP	MIN	GA	SO	SV%	GAA	W-L-OTL
2014-15	Harvard	NCAA	1	43	2	0	.846	2.77	---	-	-	-	-	-	-	-
2015-16	Harvard	NCAA	29	1713	57	4	.931	2.00	18-7-3	-	-	-	-	-	-	-
2016-17	Harvard	NCAA	36	2104	74	3	.923	2.11	28-6-2	-	-	-	-	-	-	-





**NATE SCHNARR**

C

Height: 6'3"      Weight: 180      Shoots: Right  
 Born: June 15, 1999, Kitchener, Ontario  
 Drafted: Arizona's 4th choice (3rd round, 75th overall) in the 2017 Entry Draft

SEASON	TEAM	LEAGUE	GP	REGULAR SEASON				PIM	GP	PLAYOFFS			
				G	A	PTS	PIM			G	A	PTS	PIM
2015-16	Guelph	OHL	6	1	3	4	0	-	-	-	-	-	
2016-17	Guelph	OHL	54	18	18	36	27	-	-	-	-	-	



**DEAN STEWART**

D

Height: 6'3"      Weight: 188      Shoots: Right  
 Born: June 12, 1998, Portage la Prairie, Manitoba  
 Drafted: Arizona's 7th choice (7th round, 188th overall) in the 2016 Entry Draft

SEASON	TEAM	LEAGUE	GP	REGULAR SEASON				PIM	GP	PLAYOFFS			
				G	A	PTS	PIM			G	A	PTS	PIM
2014-15	Central Plains Midget AAA	MMHL	21	2	4	6	52	-	-	-	-	-	
	Portage	MJHL	33	1	5	6	2	1	0	0	0	2	
2015-16	Portage	MJHL	42	8	14	22	28	13	3	10	13	8	
2016-17	Nebraska-Omaha	NCAA	29	0	7	7	14	-	-	-	-	-	



**ERIK WALLI WALTERHOLM**

RW

Height: 6'2"      Weight: 185      Shoots: Right  
 Born: February 27, 1999, Sollentuna, Sweden  
 Drafted: Arizona's 9th choice (7th round, 190th overall) in the 2017 Entry Draft

SEASON	TEAM	LEAGUE	GP	REGULAR SEASON				PIM	GP	PLAYOFFS			
				G	A	PTS	PIM			G	A	PTS	PIM
2015-16	SDE HF J18	J18E	31	8	12	20	59	-	-	-	-	-	
	SDE HF J20	J20	4	2	1	3	4	-	-	-	-	-	
2016-17	SDE HF J18	J18E	20	19	13	32	26	-	-	-	-	-	
	Djurgardens J18	J18A	14	8	6	14	16	4	3	1	4	4	
	Djurgardens J20	SuperElit	11	1	0	1	10	1	0	0	0	2	





**FILIP WESTERLUND**

D

Height: 5'11"    Weight: 172    Shoots: Right  
 Born: April 17, 1999, Harnosand, Sweden  
 Drafted: Arizona's 2nd choice (2nd round, 44th overall) in the 2017 Entry Draft

SEASON	TEAM	LEAGUE	REGULAR SEASON					PLAYOFFS				
			GP	G	A	PTS	PIM	GP	G	A	PTS	PIM
2015-16	Frolunda HC J18	J18	21	4	8	12	18	-	-	-	-	-
	Frolunda HC J18	J18A	18	0	4	4	2	6	0	1	1	4
	Frolunda HC J20	SuperElit	3	0	0	0	2	-	-	-	-	-
2016-17	Frolunda HC J18	J18A	0	0	0	0	0	3	0	1	1	0
	Frolunda HC J20	SuperElit	23	1	6	7	8	5	0	1	1	6
	Frolunda HC	SHL	33	0	4	4	6	-	-	-	-	-



**DAVID WESTLUND**

D

Height: 6'4"    Weight: 220    Shoots: Left  
 Born: Feb. 5, 1995, Ostersund, Sweden  
 Drafted: Arizona's 7th choice (6th round, 163rd overall) in the 2014 Entry Draft

SEASON	TEAM	LEAGUE	REGULAR SEASON					PLAYOFFS				
			GP	G	A	PTS	PIM	GP	G	A	PTS	PIM
2011-12	Brynas J18	J18 Elit	20	4	6	10	59	-	-	-	-	-
	Brynas J18	J18 Alls.	17	1	6	7	4	6	0	0	0	6
2012-13	Brynas J18	J18 Elit	11	3	3	6	43	-	-	-	-	-
	Brynas J18	J18 Alls.	8	0	2	2	20	7	1	2	3	6
2013-14	Brynas J20	Super Elit	32	1	5	6	59	2	0	0	0	4
	Brynas	SHL	33	5	5	10	61	7	0	2	2	10
2014-15	Brynas	SHL	21	0	1	1	0	-	-	-	-	-
	Brynas J20	Super Elit	12	4	4	8	41	3	1	3	4	4
2015-16	Brynas	SHL	53	0	2	2	8	3	0	0	0	0
	Karlskrona HK J20	Super Elit	5	1	0	1	2	-	-	-	-	-
2016-17	Karlskrona HK	SHL	9	1	0	1	4	1	0	0	0	0
	Timra IK	Allsvenskan	11	0	1	1	8	-	-	-	-	-



## GOALTENDERS (6)

NO	NAME	P	HT	WT	C	BIRTHPLACE	BIRTHDATE	2016-17 CLUB	GP	MIN	W-L-T	SO	GAA	SV%
1	MISKA, Hunter	G	6-1	172	L	North Branch, MN	July 7, 1995	Minnesota-Duluth (NCHC)	39	2321	27-5-5	5	2.20	.920
30	LANGHAMER, Marek	G	6-2	193	L	Moravska Trebova, CR	July 22, 1994	Arizona (NHL)	1	15	0-0-0	0	3.75	.875
								Tucson (AHL)	25	1266	8-11-2	0	3.36	.902
								Rapid City (ECHL)	7	419	5-2-0	1	2.72	.913
31	HILL, Adin	G	6-4	199	L	Calgary, AB	May 11, 1996	Tucson (AHL)	40	2243	16-14-6	1	3.16	.906
								Rapid City (ECHL)	5	301	1-3-0	1	3.59	.890
32	RAANTA, Antti	G	6-0	194	L	Rauma, FI	May 12, 1989	NY Rangers (NHL)	30	1,617	16-8-2	4	2.26	.922
35	DOMINGUE, Louis	G	6-3	210	R	St-Hyacinthe, QC	Mar. 6, 1992	Arizona (NHL)	31	1598	11-15-1	1	3.08	.914
40	HOUSER, Michael*	G	6-2	192	L	Youngstown, OH	Sept. 13, 1992	Cleveland (AHL)	1	20	0-0-0	0	3.00	.750
								Cincinnati (ECHL)	41	2300	22-14-1	2	2.58	.919

## DEFENSEMEN (20)

NO	NAME	POS	HT	WT	S	BIRTHPLACE	BIRTHDATE	2016-17 CLUB	GP	G	A	PTS	PIM
2	SCHENN, Luke	D	6-2	229	R	Saskatoon, SK	Nov. 2, 1989	Arizona (NHL)	78	1	7	8	85
4	HJALMARSSON, Niklas	D	6-2	196	L	Eksjo, SE	June 6, 1987	Chicago (NHL)	73	5	13	18	20
5	CLENDENING, Adam	D	6-0	196	R	Niagara Falls, NY	Oct. 26, 1992	NY Rangers (NHL)	31	2	9	11	17
6	CHYCHRUN, Jakob	D	6-2	200	L	Boca Raton, FL	Mar. 31, 1998	Arizona (NHL)	68	7	13	20	47
23	EKMAN-LARSSON, Oliver	D	6-2	200	L	Karlskrona, SE	July 17, 1991	Arizona (NHL)	79	12	27	39	48
24	STRACHAN, Tyson #	D	6-3	209	R	Melfort, SK	Oct. 30, 1984	Rochester (AHL)	61	1	11	12	36
28	CAMPBELL, Andrew	D	6-4	205	L	Caledonia, ON	Feb. 4, 1988	Toronto (AHL)	75	6	16	22	62
33	GOLIGOSKI, Alex	D	5-11	185	L	Grand Rapids, MI	July 30, 1985	Arizona (NHL)	82	6	30	36	28
37	JOSEPH, Pierre-Olivier	D	6-2	163	L	Chambly, QC	July 1, 1999	Charlottetown (QMJHL)	62	6	33	39	54
39	HANLEY, Joel	D	6-0	183	L	Keswick, ON	June 8, 1991	Montreal (NHL)	7	0	0	0	4
									65	2	20	22	34
43	MERMIS, Dakota	D	6-0	196	L	Alton, IL	Jan. 5, 1994	Tucson (AHL)	67	2	10	12	75
44	CONNAUTON, Kevin	D	6-2	205	L	Edmonton, AB	Feb. 23, 1990	Arizona (NHL)	24	0	1	1	24
54	DINEEN, Cam	D	5-11	187	L	Toms River, NJ	June 19, 1998	North Bay (OHL)	29	6	8	14	8
55	DEMERS, Jason	D	6-0	201	R	Dorval, QC	June 9, 1988	Florida (NHL)	81	9	19	28	53
59	SMERECK,, Jalen	D	6-0	179	L	Detroit, MI	Jan. 15, 1997	Flint (OHL)	60	9	36	45	62
								Tucson (AHL)	2	1	1	2	0
61	MAYO, Dysin	D	6-0	185	R	Victoria, BC	Aug. 17, 1996	Tucson (AHL)	25	1	2	3	0
								Rapid City (ECHL)	25	1	15	16	4
65	WOOD, Kyle	D	6-5	209	R	Waterloo, ON	May 4, 1996	Tucson (AHL)	68	14	29	43	16
75	CAPOBIANCO, Kyle	D	6-1	179	L	Mississauga, ON	Aug. 13, 1997	Sudbury (OHL)	65	10	37	47	66
								Tucson (AHL)	4	0	0	0	0
86	EKMAN-LARSSON, Kevin*	D	5-11	181	L	Karlskrona, SE	Jan. 26, 1995	Tingsryds (Allsvenskan)	47	2	5	7	22
92	HOEFENMAYER, Noel	D	6-0	190	L	North York, ON	Jan. 6, 1999	Ottawa (OHL)	62	14	26	40	36

#PTO, \*AHL Contract, ^ATO



## FORWARDS (29)

NO	NAME	POS	HT	WT	S	BIRTHPLACE	BIRTHDATE	2016-17 CLUB	GP	G	A	PTS	PIM
8	RIEDER, Tobias	RW	5-11	185	L	Landshut, Germany	Jan. 10, 1993	Arizona (NHL)	80	16	18	34	6
9	KELLER, Clayton	LW	5-10	163	L	Swansea, IL	July 29, 1998	Boston Univ. (NCAA)	31	21	24	45	26
								Arizona (NHL)	3	0	2	2	0
10	DUCLAIR, Anthony	RW	5-11	185	L	Pointe-Claire, QC	Aug. 26, 1995	Arizona (NHL)	58	5	10	15	14
								Tucson (AHL)	16	1	7	8	4
11	PERLINI, Brendan	LW	6-3	211	L	Guildford, England	Apr. 27, 1996	Arizona (OHL)	57	14	7	21	20
								Tucson (AHL)	17	14	5	19	14
15	RICHARDSON, Brad	C	6-0	197	L	Belleville, ON	Feb. 4, 1985	Arizona (NHL)	16	5	4	9	15
16	DOMI, Max	LW	5-10	198	L	Winnipeg, MB	Mar. 2, 1995	Arizona (NHL)	59	9	29	38	40
18	DVORAK, Christian	C	6-1	196	L	Frankfort, IL	Feb. 2, 1996	Arizona (NHL)	78	15	18	33	22
20	STROME, Dylan	C	6-3	187	L	Mississauga, ON	Mar. 7, 1997	Erie (OHL)	35	22	53	75	18
								Arizona (NHL)	7	0	1	1	0
21	STEPAN, Derek	C	6-0	196	R	Hastings, MN	June 18, 1990	NY Rangers (NHL)	81	17	38	55	16
25	COUSINS, Nick	C	5-10	187	L	Belleville, ON	July 20, 1993	Philadelphia (NHL)	60	6	10	16	31
26	ETEM, Emerson	LW	6-1	212	L	Long Beach, CA	June 16, 1992	Anaheim (NHL)	3	0	0	0	2
								San Diego (AHL)	1	1	0	1	0
29	KEMPE, Mario	LW	6-0	185	L	Kramfors, SE	Sept. 19, 1988	Vityaz Podolsk (KHL)	56	14	20	34	28
34	RINALDO, Zac	LW	5-10	187	L	Hamilton, ON	June 15, 1990	Providence (AHL)	29	5	2	7	20
36	FISCHER, Christian	RW	6-1	212	R	Chicago, IL	Apr. 15, 1997	Tucson (AHL)	57	20	27	47	28
								Arizona (NHL)	7	3	0	3	0
38	MERKLEY, Nick	RW/C	5-11	192	R	Calgary, AB	May 23, 1997	Kelowna (WHL)	63	23	40	63	73
45	GAUDET, Tyler	C/LW	6-3	205	L	Hamilton, ON	Apr. 4, 1993	Arizona (NHL)	4	0	1	1	0
								Tucson (AHL)	62	6	16	22	36
46	LATTA, Michael	C	6-0	207	R	St. Clements, ON	May 25, 1991	Ontario (OHL)	29	2	4	6	67
								Rockford (OHL)	32	3	13	16	61
48	MARTINOOK, Jordan	LW	6-0	203	L	Brandon, MB	July 25, 1992	Arizona (NHL)	77	11	14	25	40
49	MACINNIS, Ryan	C	6-3	183	L	St. Louis, MO	Feb. 14, 1996	Tucson (AHL)	68	8	9	17	50
51	SISLO, Michael	RW	5-11	194	R	Superior, WI	Jan. 20, 1988	San Antonio (AHL)	54	6	15	21	18
								Toronto (AHL)	18	8	8	16	8
52	STEENBERGEN, Tyler	LW	5-10	181	L	Sylvan Lake, AB	Jan. 7, 1998	Swift Current (WHL)	72	51	39	90	22
55	ENTWISTLE, MacKenzie	RW	6-3	174	R	Georgetown, ON	July 14, 1999	Hamilton (OHL)	54	12	13	25	25
58	BUNTING, Michael	LW	6-0	191	L	Scarborough, ON	Sept. 17, 1995	Tucson (AHL)	67	13	15	28	52
67	CROUSE, Lawson	LW	6-4	220	L	Mount Brydges, ON	June 23, 1997	Arizona (NHL)	72	5	7	12	48
76	SCHNARR, Nate	C	6-3	181	R	Kitchener, ON	June 15, 1999	Guelph (OHL)	54	18	18	36	27
81	LOOKE, Jens	RW	6-0	185	R	Gavle, SE	Apr. 11, 1997	Timra IK (Allsvenskan)	46	8	8	16	10
83	GARLAND, Conor	RW	5-8	163	R	Scituate, MA	Mar. 11, 1996	Tucson (AHL)	55	5	9	14	37
91	ALLEN, Scott*	LW	6-3	198	L	Edmonton, AB	July 6, 1990	Bakersfield (AHL)	57	8	11	19	26
93	PEDERSON, Lane	C	6-0	190	R	Saskatoon, SK	Aug. 4, 1997	Swift Current (WHL)	62	25	40	65	39

#PTO \*AHL Contract ^ATO





2017 NHL ENTRY DRAFT SELECTIONS



RND	OVERALL	PLAYER	POS	HEIGHT	WEIGHT	TEAM (LEAGUE)
1	23	<b>Pierre-Olivier Joseph</b>	D	6-2	163	Charlottetown (QMJHL)
2	44	<b>Filip Westerlund</b>	D	5-11	174	Frolunda (Sweden)
3	69	<b>MacKenzie Entwistle</b>	RW	6-2	171	Hamilton (OHL)
3	75	<b>Nate Schnarr</b>	C	6-3	180	Guelph (OHL)
3	82	<b>Cameron Crotty</b>	D	6-2	186	Brockville (CCHL)
4	108	<b>Noel Hoefenmayer</b>	D	6-0	191	Ottawa (OHL)
5	126	<b>Michael Karow</b>	D	6-1	200	Youngstown (USHL)
5	128	<b>Tyler Steenbergen</b>	C	5-10	188	Swift Current (WHL)
7	190	<b>Erik Walli Walterholm</b>	RW	6-1	179	Djurgarden U18 (Sweden Jr.)

Tucson Roadrunners



STAFF DIRECTORY

Bob Hoffman . . . . .	President	Mark Iralson . . . . .	Director, Game Operations
Kelsen Adeni . . . . .	Account Executive, Ticket Sales	Natasha Ivanov . . . . .	Ticket Sales Representative
Ryan Andrus . . . . .	Assistant Equipment Manager	Dalal Kaddoura . . . . .	Ticket Sales Representative
Chandler Atkins . . . . .	Receptionist, Executive Services	Tyler Kern . . . . .	Senior Account Executive, Groups/Amateur Hockey
Adam Banko . . . . .	Director of Ticket Sales	Alexander Kinkopf . . . . .	Manager, Digital Content/Social Media
Eric Bechtol . . . . .	Equipment Manager	Amy Koeller . . . . .	Director of Production/Content Marketing
Daniel Bowes . . . . .	Manager, Corporate Sales	David Livingston . . . . .	Ticket Sales Representative
Tom Callahan . . . . .	Radio Play-By-Play	Brady Morgan . . . . .	Video Coach, Team Services
Alexandra Davis . . . . .	Coordinator, Corporate Services	Walt Ruff . . . . .	Manager of Media Relations
Julie Edwards . . . . .	Senior Account Executive, Ticket Sales & Service	Lee Spradling . . . . .	Account Executive, Ticket Sales
Zachary Erlick . . . . .	Ticket Sales Representative	Holly Trevino . . . . .	Account Executive, Group Sales
Matt Harder . . . . .	Assistant Athletic Trainer, Head Strength Coach		





2017-18



# ROADRUNNERS SCHEDULE

GAME #	DAY	DATE	OPPONENT	LOCATION	TIME
1	SATURDAY	OCTOBER 7	SAN DIEGO GULLS	TUCSON ARENA	7:05 PM
2	SATURDAY	OCTOBER 14	BAKERSFIELD CONDORS	RABOBANK ARENA	7:00 PM
3	SATURDAY	OCTOBER 21	CHICAGO WOLVES	ALLSTATE ARENA	5:00 PM
4	SUNDAY	OCTOBER 22	CHICAGO WOLVES	ALLSTATE ARENA	2:00 PM
5	WEDNESDAY	OCTOBER 25	GRAND RAPIDS GRIFFINS	VAN ANDEL ARENA	4:00 PM
6	FRIDAY	OCTOBER 27	IOWA WILD	TUCSON ARENA	7:05 PM
7	SATURDAY	OCTOBER 28	IOWA WILD	TUCSON ARENA	7:05 PM
8	FRIDAY	NOVEMBER 3	CLEVELAND MONSTERS	TUCSON ARENA	7:05 PM
9	SATURDAY	NOVEMBER 4	CLEVELAND MONSTERS	TUCSON ARENA	7:05 PM
10	FRIDAY	NOVEMBER 10	BAKERSFIELD CONDORS	TUCSON ARENA	7:05 PM
11	SATURDAY	NOVEMBER 11	BAKERSFIELD CONDORS	TUCSON ARENA	7:05 PM
12	FRIDAY	NOVEMBER 17	SAN DIEGO GULLS	VALLEY VIEW CASINO CENTER	8:00 PM
13	SATURDAY	NOVEMBER 18	SAN DIEGO GULLS	VALLEY VIEW CASINO CENTER	8:00 PM
14	WEDNESDAY	NOVEMBER 22	SAN DIEGO GULLS	TUCSON ARENA	7:05 PM
15	FRIDAY	NOVEMBER 24	STOCKTON HEAT	TUCSON ARENA	7:05 PM
16	SATURDAY	NOVEMBER 25	STOCKTON HEAT	TUCSON ARENA	7:05 PM
17	SUNDAY	DECEMBER 3	ONTARIO REIGN	TUCSON ARENA	4:05 PM
18	TUESDAY	DECEMBER 5	ONTARIO REIGN	TUCSON ARENA	7:05 PM
19	FRIDAY	DECEMBER 8	SAN JOSE BARRACUDA	SAP CENTER	8:00 PM
20	SATURDAY	DECEMBER 9	STOCKTON HEAT	STOCKTON ARENA	7:00 PM
21	TUESDAY	DECEMBER 12	SAN JOSE BARRACUDA	TUCSON ARENA	7:05 PM
22	WEDNESDAY	DECEMBER 13	SAN JOSE BARRACUDA	TUCSON ARENA	7:05 PM
23	SATURDAY	DECEMBER 16	ONTARIO REIGN	CITIZENS BUSINESS BANK ARENA	7:00 PM
24	FRIDAY	DECEMBER 22	STOCKTON HEAT	TUCSON ARENA	7:05 PM
25	SATURDAY	DECEMBER 23	STOCKTON HEAT	TUCSON ARENA	7:05 PM
26	WEDNESDAY	DECEMBER 27	SAN DIEGO GULLS	VALLEY VIEW CASINO CENTER	8:00 PM
27	FRIDAY	DECEMBER 29	BAKERSFIELD CONDORS	RABOBANK ARENA	7:00 PM
28	SUNDAY	DECEMBER 31	ONTARIO REIGN	CITIZENS BUSINESS BANK ARENA	8:00 PM
29	FRIDAY	JANUARY 5	ONTARIO REIGN	TUCSON ARENA	7:05 PM
30	SATURDAY	JANUARY 6	ONTARIO REIGN	TUCSON ARENA	7:05 PM
31	WEDNESDAY	JANUARY 10	STOCKTON HEAT	STOCKTON ARENA	8:00 PM
32	FRIDAY	JANUARY 12	ONTARIO REIGN	CITIZENS BUSINESS BANK ARENA	8:00 PM
33	SATURDAY	JANUARY 13	SAN DIEGO GULLS	VALLEY VIEW CASINO CENTER	8:00 PM
34	MONDAY	JANUARY 15	SAN DIEGO GULLS	TUCSON ARENA	7:05 PM
35	WEDNESDAY	JANUARY 17	SAN DIEGO GULLS	TUCSON ARENA	10:00 AM
36	FRIDAY	JANUARY 19	SAN ANTONIO RAMPAGE	AT&T CENTER	6:30 PM
37	SATURDAY	JANUARY 20	SAN ANTONIO RAMPAGE	AT&T CENTER	6:30 PM
38	FRIDAY	JANUARY 26	CHICAGO WOLVES	TUCSON ARENA	7:05 PM
39	SATURDAY	JANUARY 27	CHICAGO WOLVES	TUCSON ARENA	7:05 PM
40	FRIDAY	FEBRUARY 2	ONTARIO REIGN	CITIZENS BUSINESS BANK ARENA	8:00 PM
41	SATURDAY	FEBRUARY 3	SAN DIEGO GULLS	VALLEY VIEW CASINO CENTER	8:00 PM
42	MONDAY	FEBRUARY 5	SAN JOSE BARRACUDA	SAP CENTER	8:00 PM
43	FRIDAY	FEBRUARY 9	TEXAS STARS	H-E-B CENTER	6:30 PM
44	SATURDAY	FEBRUARY 10	TEXAS STARS	H-E-B CENTER	6:00 PM
45	WEDNESDAY	FEBRUARY 14	SAN JOSE BARRACUDA	SAP CENTER	8:00 PM
46	SATURDAY	FEBRUARY 17	BAKERSFIELD CONDORS	TUCSON ARENA	7:05 PM
47	MONDAY	FEBRUARY 19	BAKERSFIELD CONDORS	TUCSON ARENA	4:05 PM
48	FRIDAY	FEBRUARY 23	SAN ANTONIO RAMPAGE	TUCSON ARENA	7:05 PM
49	SATURDAY	FEBRUARY 24	SAN ANTONIO RAMPAGE	TUCSON ARENA	7:05 PM
50	WEDNESDAY	FEBRUARY 28	GRAND RAPIDS GRIFFINS	VAN ANDEL ARENA	5:00 PM
51	FRIDAY	MARCH 2	CLEVELAND MONSTERS	QUICKEN LOANS ARENA	5:00 PM
52	SUNDAY	MARCH 4	CLEVELAND MONSTERS	QUICKEN LOANS ARENA	1:00 PM
53	FRIDAY	MARCH 9	TEXAS STARS	TUCSON ARENA	7:05 PM
54	SATURDAY	MARCH 10	TEXAS STARS	TUCSON ARENA	7:05 PM
55	WEDNESDAY	MARCH 14	BAKERSFIELD CONDORS	RABOBANK ARENA	6:30 PM
56	FRIDAY	MARCH 16	STOCKTON HEAT	STOCKTON ARENA	7:00 PM
57	SATURDAY	MARCH 17	STOCKTON HEAT	STOCKTON ARENA	6:00 PM
58	TUESDAY	MARCH 20	SAN JOSE BARRACUDA	TUCSON ARENA	7:05 PM
59	WEDNESDAY	MARCH 21	SAN JOSE BARRACUDA	TUCSON ARENA	7:05 PM
60	SATURDAY	MARCH 24	BAKERSFIELD CONDORS	RABOBANK ARENA	7:00 PM
61	SUNDAY	MARCH 25	SAN JOSE BARRACUDA	SAP CENTER	3:00 PM
62	FRIDAY	MARCH 30	IOWA WILD	WELLS FARGO ARENA	5:00 PM
63	SATURDAY	MARCH 31	IOWA WILD	WELLS FARGO ARENA	4:00 PM
64	FRIDAY	APRIL 6	GRAND RAPIDS GRIFFINS	TUCSON ARENA	7:05 PM
65	SATURDAY	APRIL 7	GRAND RAPIDS GRIFFINS	TUCSON ARENA	7:05 PM
66	WEDNESDAY	APRIL 11	SAN DIEGO GULLS	VALLEY VIEW CASINO CENTER	7:00 PM
67	FRIDAY	APRIL 13	SAN DIEGO GULLS	TUCSON ARENA	7:05 PM
68	SATURDAY	APRIL 14	SAN DIEGO GULLS	TUCSON ARENA	7:05 PM

TUCSONROADRUNNERS.COM | 866-774-6253

## TUCSON ROADRUNNERS COACHING STAFF



### Mike Van Ryn

#### Head Coach

Mike Van Ryn begins his first season as Head Coach of the Tucson Roadrunners.

He joined the organization on August 24, 2016 as the team's development coach and was responsible for working with the Coyotes' top prospects in Tucson and assisting in amateur player development.

The 38-year-old native of London, Ont., joined the Coyotes after serving as the head coach of the Kitchener Rangers (OHL) in 2015-16. He guided the Rangers to a 44-17-5-2 record and the fourth-most points in the OHL (95). Van Ryn was previously an associate coach with Kitchener from 2013-15.

The former NHL defenseman collected 30-99-129 and 260 penalty minutes (PIM) in 353 career games with the St. Louis Blues, Florida Panthers and Toronto Maple Leafs.



### John Slaney

#### Assistant Coach

John Slaney enters his first season as an assistant coach in Tucson and his seventh with the Coyotes organization. Slaney previously spent two seasons as an assistant coach with Arizona and four seasons as an assistant coach with the Portland Pirates (AHL). He started with the Pirates in 2011-12 after finishing his playing career with Plzen HC (Czech) following the 2010-11 season.

Leaving his mark as one of the best defensemen in AHL history, Slaney began his coaching career with a wealth of accolades. He was a two-time recipient of the Eddie Shore Award (given annually to the AHL's top defenseman) with the Philadelphia Phantoms in the 2000-01 and 2001-02 seasons, and also won a Calder Cup championship with the Phantoms in 2005.

He was inducted into the Wilkes-Barre/Scranton Penguins Hall of Fame in 2016. A member of the Penguins inaugural team, Slaney appeared in 89 games with Wilkes-Barre/Scranton during parts of two seasons (1999-2001), recording 42-68-110 points.

Slaney became the AHL's all-time leading scorer as a defenseman in 2005-06 until his mark (519 career points) was surpassed by Oklahoma City's Bryan Helmer. Slaney also played in 29 games and posted 14-13-27 for Portland during the 1993-94 Calder Cup championship season.

During his career in the NHL, Slaney totaled 91 points (22-69-91) in 268 games with the Washington Capitals (1993-95), Colorado Avalanche (1995-96), Los Angeles Kings (1995-97), Phoenix Coyotes (1997-98), Nashville Predators (1998-99), Pittsburgh Penguins (1999-00), and Philadelphia Flyers (2001-02; 2003-04). Slaney also skated in 14 games for the Capitals (1993-94), Penguins (1999-00), and Flyers (2001-02) during the Stanley Cup Playoffs where he netted two goals and registered an assist.

The 44-year-old native of St. John's, Newfoundland was originally drafted by Washington in the first round (ninth overall) of the 1990 NHL Entry Draft.

He and his wife, Brenda, have a son, Tyler, and daughter, Julia.



### Steve Potvin

#### Assistant Coach

Steve Potvin enters his first season with the Roadrunners as an assistant coach. He served as the Coyotes' skills coach in 2016-17.

As the organization's skills coach, Potvin focused on player assessment and individual skill improvement with players at both the NHL and AHL levels.

Potvin joined the Coyotes after a professional career that included 478 professional American Hockey League (AHL) and top European league games.

The former forward registered 31-44-75 in 158 career AHL contests. Potvin collected 133 goals and 184 assists in 350 games over 10 seasons in Europe.

Steve and his wife, Nada, have three children: Max (14), Nash (11) and Eliana (8).

## AHL 2016-17 FINAL STANDINGS

### EASTERN CONFERENCE

#### Atlantic Division

	GP	W	L	OTL	SOL	PTS	PCT	ROW	GF	GA
1 y - Wilkes-Barre/Scranton Penguins	76	51	20	3	2	107	0.704	50	247	170
2 x - Lehigh Valley Phantoms	76	48	23	5	0	101	0.664	45	260	219
3 x - Hershey Bears	76	43	22	8	3	97	0.638	43	252	211
4 x - Providence Bruins	76	43	23	6	4	96	0.632	40	229	188
5 Bridgeport Sound Tigers	76	44	28	3	1	92	0.605	39	220	212
6 Springfield Thunderbirds	76	32	33	9	2	75	0.493	30	197	206
7 Hartford Wolf Pack	76	24	46	4	2	54	0.355	21	194	280

#### North Division

	GP	W	L	OTL	SOL	PTS	PCT	ROW	GF	GA
1 y - Syracuse Crunch	76	38	24	7	7	90	.592	36	232	227
2 x - Toronto Marlies	76	42	29	4	1	89	.586	39	245	207
3 x - Albany Devils	76	39	32	2	3	83	.546	36	204	206
4 x - St. John's IceCaps	76	36	30	8	2	82	0.539	33	216	220
5 Utica Comets	76	35	32	7	2	79	0.520	33	195	220
6 Rochester Americans	76	32	41	0	3	67	0.441	31	205	240
7 Binghamton Senators	76	28	44	2	2	60	0.395	25	190	266

x = Clinched Playoff Berth  
y = Clinched Division

### WESTERN CONFERENCE

#### Central Division

	GP	W	L	OTL	SOL	PTS	PCT	ROW	GF	GA
1 y - Chicago Wolves	76	44	19	8	5	101	0.664	42	251	200
2 x - Grand Rapids Griffins	76	47	23	1	5	100	0.658	44	251	190
3 x - Milwaukee Admirals	76	43	26	4	3	93	0.612	41	225	215
4 x - Charlotte Checkers	76	39	29	7	1	86	0.566	36	212	208
5 Cleveland Monsters	76	39	29	4	4	86	0.566	32	195	198
6 Iowa Wild	76	36	31	7	2	81	0.533	33	182	196
7 Manitoba Moose	76	29	37	5	5	68	0.447	27	197	242
8 Rockford IceHogs	76	25	39	9	3	62	0.408	19	175	246

#### Pacific Division

	GP	W	L	OTL	SOL	PTS	PCT	ROW	GF	GA
1 y - San Jose Barracuda	68	43	16	4	5	95	0.699	42	232	176
2 x - San Diego Gulls	68	43	20	3	2	91	0.669	39	221	178
3 x - Ontario Reign	68	36	21	10	1	83	0.610	34	199	190
4 x - Stockton Heat	68	34	25	7	2	77	0.566	33	212	192
5 Bakersfield Condors	68	33	29	5	1	72	0.529	32	200	188
6 Tucson Roadrunners	68	29	31	8	0	66	0.485	26	187	237
7 Texas Stars	76	34	37	1	4	73	0.480	31	224	265
8 San Antonio Rampage	76	27	42	5	2	61	0.401	25	184	240

### AHL SCORING LEADERS

PLAYER	TEAM	GP	G	A	PTS
Kenny Agostino	Chicago Wolves	65	24	59	83
Chris Terry	St. John's Ice Caps	58	30	38	68
Chris Mueller	Tucson Roadrunners	68	19	48	67
Wade Megan	Chicago Wolves	73	33	33	66
Taylor Beck	Hartford Wolf Pack	76	19	47	66
Cole Schneider	Rochester Americans	71	24	39	63
Travis Boyd	Hershey Bears	76	16	47	63
T.J. Brennan	Lehigh Valley Phantoms	76	21	39	60
Chris Bourque	Hershey Bears	76	18	42	60
Cory Conacher	Syracuse Crunch	56	17	43	60
Matt Taormina	Syracuse Crunch	70	15	45	60
Daniel O'Regan	San Jose Barracudas	63	23	35	58
Christian Djoos	Hershey Bears	66	13	45	58
Andy Miele	Lehigh Valley Phantoms	65	13	44	57
Mark Jankowski	Stockton Heat	64	27	29	56
Matt Lorito	Grand Rapids Griffins	61	22	34	56
Chris Conner	Lehigh Valley Phantoms	70	22	34	56
Tim Heed	San Jose Barracudas	55	14	42	56
Nicklas Jensen	Hartford Wolf Pack	70	32	23	55
Rocco Grimaldi	San Antonio Rampage	72	31	24	55

### GOALTENDING LEADERS

GOALIE	TEAM	GP	MIN	SA	SVS	GA	SO	GAA	SV%	W	L	OT
Casey DeSmith	Wilkes-Barre/Scranton Penguins	29	1730:35	787	729	58	1	2.01	.926	21	5	3
Zane McIntyre	Providence Bruins	31	1777:13	859	799	60	2	2.03	.930	21	6	2
Troy Grosenick	San Jose Barracudas	49	2728:48	1255	1162	93	10	2.04	.926	30	10	5
Trisan Jarry	Wilkes-Barre/Scranton Penguins	45	2706:49	1300	1203	97	3	2.15	.925	28	15	2
Jaroslav Halak	Bridgeport Sound Tigers	27	1535:59	733	678	55	2	2.15	.925	17	7	3
Garret Sparks	Toronto Marlies	31	1774:21	825	761	64	5	2.16	.922	21	9	0
Pheonix Copley	Hershey Bears	41	2372:03	1173	1084	89	1	2.25	.924	26	11	3
David Rittich	Stockton Heat	31	1773:44	883	816	67	5	2.27	.924	15	11	4
Anton Forsberg	Cleveland Monsters	51	2976:52	1526	1413	113	4	2.28	.926	27	17	4
Alex Stalock	Iowa Wild	50	2870:54	1466	1357	109	4	2.28	.926	23	17	8



TUCSON 2016-17 SCORING SUMMARY

NO.	PLAYER	P	GP	G	A	PTS	+/-	PIM	PPG	SHG	SOG
19	Chris Mueller	C	68	19	48	67	-4	48	8	1	119
36	Christian Fischer	RW	57	20	27	47	-17	28	5	1	139
3	Kyle Wood	D	68	14	29	43	-23	16	11	0	140
6	Jamie McBain	D	64	8	35	43	-28	48	4	0	116
16	Joe Whitney (total)	LW	74	14	22	36	-18	49	4	0	161
	SA	LW	55	11	17	28	-11	41	3	0	133
	TUC	LW	19	3	5	8	-7	8	1	0	28
26	Jeremy Morin (total)	RW	63	16	14	30	-5	45	3	0	113
	SYR	RW	43	9	12	21	-4	22	2	0	77
	TUC	RW	20	7	2	9	-1	23	1	0	36
15	Laurent Dauphin	C	38	17	11	28	-10	44	5	3	101
27	Michael Bunting	LW	67	13	15	28	-1	52	3	0	135
28	Grayson Downing (total)	C	59	9	17	26	-2	15	1	1	96
	IA	C	47	7	15	22	1	11	1	1	76
	TUC	C	12	2	2	4	-3	4	0	0	20
10	Tyler Gaudet	C	62	6	16	22	-15	36	0	2	115
11	Brendan Perlini	LW	17	14	5	19	1	14	7	0	49
2	David Musil (total)	D	60	4	14	18	1	40	0	0	61
	BAK	D	47	4	10	14	7	34	0	0	48
	TUC	D	13	0	4	4	-6	6	0	0	13
20	Ryan MacInnis	C	68	8	9	17	-21	50	1	0	76
21	Mark Olver	C	41	6	11	17	0	29	0	0	52
24	Anthony DeAngelo	D	25	3	13	16	-2	31	2	0	50
4	Zbynek Michalek	D	43	6	8	14	-4	32	2	0	90
22	Conor Garland	RW	55	5	9	14	-13	37	0	0	79
14	Craig Cunningham	RW	11	4	9	13	-1	6	3	0	27
43	Dakota Mermis	D	67	2	10	12	-17	75	0	0	69
17	Branden Troock (total)	RW	30	4	7	11	-5	15	0	0	43
	TEX	RW	10	0	4	4	2	4	0	0	15
	TUC	RW	20	4	3	7	-7	11	0	0	28
7	Brandon Burlon	D	33	3	8	11	-7	39	0	0	20
5	Jarred Tinordi	D	64	1	10	11	-6	102	0	0	79
44	Eric Selleck	RW	46	5	4	9	-14	103	0	0	65
29	Mitch Moroz (total)	LW	41	4	5	9	1	46	0	0	34
	BAK	LW	17	1	2	3	-3	14	0	0	17
	TUC	LW	24	3	3	6	4	32	0	0	17
12	Anthony Duclair	RW	16	1	7	8	-11	4	0	0	26
45	Hunter Fejes	LW	19	1	4	5	-2	21	0	0	16
26	Stefan Fournier	RW	29	2	2	4	-1	95	0	0	26
16	Lindsay Sparks	F	22	1	3	4	-2	12	0	0	15
23	Garret Ross	LW	27	1	3	4	-15	39	0	0	33
39	Trevor Cheek	LW	23	0	4	4	-1	10	0	0	18
9	Henrik Samuelsson	LW	20	2	1	3	0	16	2	0	17
8	Kevin Connauton	D	2	1	2	3	0	2	0	0	6
37	Dysin Mayo	D	25	1	2	3	-8	0	1	0	26
8	Jalen Smereck	D	2	1	1	2	1	0	0	0	6
25	Mark Cooper	F	10	0	2	2	-3	4	0	0	9
28	Justin Hache	D	5	0	1	1	-2	9	0	0	7
32	Kyle Capobianco	D	4	0	0	0	1	0	0	0	1
25	Matia Marcantuoni	C	7	0	0	0	1	6	0	0	2
9	Brendan Ranford	LW	10	0	0	0	-3	4	0	0	7

GOALTENDING

NO.	GOALIE	GP	MIN	W	L	SOL	SO	GA	GAA	SVS	SV%
33	Adin Hill	40	2242:51	16	14	0	1	118	3.16	1142	.906
30	Marek Langhamer	25	1266:48	8	11	0	0	71	3.36	654	.902
35	Justin Peters	12	590:23	5	6	0	0	41	4.17	269	.868



### FORT WAYNE KOMET HOCKEY CLUB

1010 Memorial Way, Suite 100, Fort Wayne, Indiana 46805  
 Tel: 260-483-0011 • Fax: 260-483-3899 • PR Fax: 260-483-6307  
 Email: komets@komets.com • PR Email: chuck@komets.com • www.komets.com  
 twitter: @FWKomet's • Facebook.com/FWKomet's

#### Business Operations

Stephen Franke ..... Chief Executive Officer  
 Michael Franke ..... Governor/President  
 David Franke ..... VP/GM/Director of Hockey Operations  
 Scott Sproat ..... Executive Vice President, Sales and Marketing (scott@komets.com)  
 Chuck Bailey ..... Director of Communications (chuck@komets.com)  
 Stephan Franke ..... Director of Financial Development  
 Nancy Halaburda ..... Business Manager  
 Tammy Steinforth ..... Corporate Secretary/Group Sales (tammy@komets.com)  
 Jody Grantham ..... Secretary/Group Sales (jody@komets.com)  
 Josh Testin ..... Director of Sales & Marketing (josh@komets.com)  
 Aubrey Bryan ..... Director of Community Relations/Client Services (aubrey@komets.com)  
 Mitch Meinholz ..... Ticket Sales Advisor (mitch@komets.com)  
 Rick Bireley ..... Merchandise Manager (rick@komets.com)  
 Shane Albahrani ..... Broadcaster, Account Executive

#### Hockey Operations

Gary Graham ..... Head Coach/Director of Player Personnel  
 Ben Boudreau ..... Assistant Coach  
 Jamie Schaafsma ..... Player/Assistant Coach  
 Matt Willett ..... Athletic Trainer, ATC  
 Joe Franke ..... Equipment Manager  
 Aaron Franke ..... Equipment Manager

Date	Game Time	Away Team	Home Team	Date	Game Time	Away Team	Home Team
Sat., Oct. 14	7:30 PM	Toledo	Fort Wayne	Fri., Jan. 19	7:35 PM	Fort Wayne	Cincinnati
Fri., Oct. 20	8:00 PM	Kansas City	Fort Wayne	Sat., Jan. 20	7:30 PM	Allen	Fort Wayne
Sat., Oct. 21	7:30 PM	Kansas City	Fort Wayne	Sun., Jan. 21	5:00 PM	Allen	Fort Wayne
Fri., Oct. 27	8:00 PM	Cincinnati	Fort Wayne	Tue., Jan. 23	7:05 PM	Fort Wayne	Indy
Fri., Nov. 3	8:00 PM	Adirondack	Fort Wayne	Fri., Jan. 26	7:00 PM	Fort Wayne	Kalamazoo
Sat., Nov. 4	7:30 PM	Quad City	Fort Wayne	Sat., Jan. 27	7:35 PM	Fort Wayne	Cincinnati
Sun., Nov. 5	3:00 PM	Fort Wayne	Kalamazoo	Fri., Feb. 2	8:00 PM	Rapid City	Fort Wayne
Wed., Nov. 8	7:05 PM	Fort Wayne	Colorado	Sat., Feb. 3	8:05 PM	Fort Wayne	Wheeling
Fri., Nov. 10	7:05 PM	Fort Wayne	Utah	Wed., Feb. 7	7:30 PM	Wichita	Fort Wayne
Sat., Nov. 11	7:05 PM	Fort Wayne	Utah	Fri., Feb. 9	8:00 PM	Wichita	Fort Wayne
Thu., Nov. 16	10:35 AM	Fort Wayne	Toledo	Sat., Feb. 10	7:05 PM	Fort Wayne	Quad City
Fri., Nov. 17	8:00 PM	Kansas City	Fort Wayne	Sun., Feb. 11	5:00 PM	Quad City	Fort Wayne
Sun., Nov. 19	5:00 PM	Tulsa	Fort Wayne	Wed., Feb. 14	7:30 PM	Indy	Fort Wayne
Thu., Nov. 23	7:30 PM	Toledo	Fort Wayne	Fri., Feb. 16	7:05 PM	Fort Wayne	Wheeling
Fri., Nov. 24	7:35 PM	Fort Wayne	Indy	Sat., Feb. 17	7:30 PM	Quad City	Fort Wayne
Sat., Nov. 25	7:30 PM	Cincinnati	Fort Wayne	Fri., Feb. 23	8:00 PM	Greenville	Fort Wayne
Fri., Dec. 1	8:00 PM	Toledo	Fort Wayne	Sat., Feb. 24	7:30 PM	Greenville	Fort Wayne
Sun., Dec. 3	3:05 PM	Fort Wayne	Wheeling	Tue., Feb. 27	7:05 PM	Fort Wayne	Wichita
Wed., Dec. 6	10:35 AM	Fort Wayne	Toledo	Fri., Mar. 2	7:05 PM	Fort Wayne	Kansas City
Sat., Dec. 9	7:30 PM	Quad City	Fort Wayne	Sat., Mar. 3	7:05 PM	Fort Wayne	Kansas City
Sun., Dec. 10	5:00 PM	Orlando	Fort Wayne	Sun., Mar. 4	4:05 PM	Fort Wayne	Quad City
Wed., Dec. 13	7:35 PM	Fort Wayne	Cincinnati	Fri., Mar. 9	7:00 PM	Fort Wayne	Kalamazoo
Fri., Dec. 15	8:00 PM	Indy	Fort Wayne	Sat., Mar. 10	7:30 PM	Cincinnati	Fort Wayne
Sat., Dec. 16	7:35 PM	Fort Wayne	Indy	Sun., Mar. 11	5:00 PM	Kalamazoo	Fort Wayne
Wed., Dec. 20	6:35 PM	Fort Wayne	Quad City	Wed., Mar. 14	7:00 PM	Fort Wayne	Reading
Sat., Dec. 23	7:30 PM	Quad City	Fort Wayne	Fri., Mar. 16	7:00 PM	Fort Wayne	Adirondack
Wed., Dec. 27	7:35 PM	Fort Wayne	Cincinnati	Sat., Mar. 17	7:05 PM	Fort Wayne	Worcester
Fri., Dec. 29	8:00 PM	Wheeling	Fort Wayne	Wed., Mar. 21	7:30 PM	Kalamazoo	Fort Wayne
Sat., Dec. 30	7:05 PM	Fort Wayne	Quad City	Fri., Mar. 23	7:35 PM	Fort Wayne	Indy
Sun., Dec. 31	7:30 PM	Toledo	Fort Wayne	Sat., Mar. 24	7:30 PM	Wichita	Fort Wayne
Wed., Jan. 3	7:30 PM	Kalamazoo	Fort Wayne	Wed., Mar. 28	7:30 PM	Kansas City	Fort Wayne
Fri., Jan. 5	7:35 PM	Fort Wayne	Indy	Fri., Mar. 30	7:35 PM	Fort Wayne	Cincinnati
Sat., Jan. 6	7:30 PM	Indy	Fort Wayne	Sat., Mar. 31	7:35 PM	Fort Wayne	Indy
Sun., Jan. 7	3:05 PM	Fort Wayne	Wheeling	Fri., Apr. 6	7:15 PM	Fort Wayne	Toledo
Fri., Jan. 12	7:15 PM	Fort Wayne	Toledo	Sat., Apr. 7	7:30 PM	Wheeling	Fort Wayne
Sat., Jan. 13	7:15 PM	Fort Wayne	Brampton	Sun., Apr. 8	5:00 PM	Cincinnati	Fort Wayne





# YEAR IN REVIEW

---



**ARIZONA  
COYOTES**  
®



**EASTERN CONFERENCE**  
ATLANTIC DIVISION

	GP	W	L	OT	PTS	ROW	GF	GA	
1	y-MONTREAL	82	47	26	9	103	44	226	200
2	x-OTTAWA	82	44	28	10	98	38	212	214
3	x-BOSTON	82	44	31	7	95	42	234	212
4	x-TORONTO	82	40	27	15	95	39	251	242
5	TAMPA BAY	82	42	30	10	94	38	234	227
6	FLORIDA	82	35	36	11	81	30	210	237
7	DETROIT	82	33	36	13	79	24	207	244
8	BUFFALO	82	33	37	12	78	31	201	237

**METROPOLITAN DIVISION**

	GP	W	L	OT	PTS	ROW	GF	GA	
1	p-WASHINGTON	82	55	19	8	118	53	263	182
2	x-PITTSBURGH	82	50	21	11	111	46	282	234
3	x-COLUMBUS	82	50	24	8	108	48	249	195
4	x-NY RANGERS	82	48	28	6	102	45	256	220
5	NY ISLANDERS	82	41	29	12	94	39	241	242
6	PHILADELPHIA	82	39	33	10	88	32	219	236
7	CAROLINA	82	36	31	15	87	33	215	236
8	NEW JERSEY	82	28	40	14	70	25	183	244

**WESTERN CONFERENCE**  
CENTRAL DIVISION

	GP	W	L	OT	PTS	ROW	GF	GA	
1	z-CHICAGO	82	50	23	9	109	46	244	213
2	x-MINNESOTA	82	49	25	8	106	46	266	208
3	x-ST LOUIS	82	46	29	7	99	44	235	218
4	x-NASHVILLE	82	41	29	12	94	39	240	224
5	WINNIPEG	82	40	35	7	87	37	249	256
6	DALLAS	82	34	37	11	79	33	223	262
7	COLORADO	82	22	56	4	48	21	166	278

**PACIFIC DIVISION**

	GP	W	L	OT	PTS	ROW	GF	GA	
1	y-ANAHEIM	82	46	23	13	105	43	223	200
2	x-EDMONTON	82	47	26	9	103	43	247	212
3	x-SAN JOSE	82	46	29	7	99	44	221	201
4	x-CALGARY	82	45	33	4	94	41	226	221
5	LOS ANGELES	82	39	35	8	86	37	201	205
6	<b>ARIZONA</b>	<b>82</b>	<b>30</b>	<b>42</b>	<b>10</b>	<b>70</b>	<b>24</b>	<b>197</b>	<b>260</b>
7	VANCOUVER	82	30	43	9	69	26	182	243

y-division champions, p-President's Trophy, x-playoffs

**2016-2017 NHL INDIVIDUAL SCORING LEADERS**

Player	Team	Pos	GP	G	A	P	+/-	PIM	PP	SH	GW	OT	S
Connor McDavid	EDM	C	82	30	70	100	27	26	3	1	6	1	251
Sidney Crosby	PIT	C	75	44	45	89	17	24	14	0	5	1	255
Patrick Kane	CHI	R	82	34	55	89	11	32	7	0	5	1	292
Nicklas Backstrom	WSH	C	82	23	63	86	17	38	8	0	5	2	162
Nikita Kucherov	TBL	R	74	40	45	85	13	38	17	0	7	1	246
Brad Marchand	BOS	L	80	39	46	85	18	81	9	3	8	1	226
Mark Scheifele	WPG	C	79	32	50	82	18	38	7	0	5	2	160
Leon Draisaitl	EDM	C	82	29	48	77	7	20	10	0	5	3	172
Brent Burns	SJS	D	82	29	47	76	19	40	8	0	6	3	320
Vladimir Tarasenko	STL	R	82	39	36	75	-1	12	9	0	8	3	286
Artemi Panarin	CHI	C	82	31	43	74	18	21	9	0	5	1	211
Blake Wheeler	WPG	R	82	26	48	74	6	47	5	2	4	0	259
Ryan Getzlaf	ANA	C	74	15	58	73	7	49	6	2	3	0	138
Evgeni Malkin	PIT	C	62	33	39	72	18	77	11	0	6	1	191
Tyler Seguin	DAL	C	82	26	46	72	-15	22	11	0	4	1	301
Victor Hedman	TBL	D	79	16	56	72	3	47	4	0	5	2	166
Erik Karlsson	OTT	D	77	17	54	71	10	28	4	0	5	1	218
David Pastrnak	BOS	R	75	34	36	70	11	34	10	0	6	2	262
Phil Kessel	PIT	R	82	23	47	70	3	20	8	0	4	1	229
Auston Matthews	TOR	C	82	40	29	69	2	14	8	0	8	1	279
Alex Ovechkin	WSH	L	82	33	36	69	6	50	17	0	7	2	313
Jamie Benn	DAL	L	77	26	43	69	-9	66	12	1	4	2	201
Mikael Granlund	MIN	C	81	26	43	69	23	12	7	3	4	1	177
Joe Pavelski	SJS	C	81	29	39	68	11	34	7	1	7	0	233
Henrik Zetterberg	DET	L	82	17	51	68	15	22	2	0	0	0	195
Max Pacioretty	MTL	L	81	35	32	67	15	38	8	1	7	2	268
Jeff Carter	LAK	C	82	32	34	66	2	41	10	1	9	4	250
John Tavares	NYI	C	77	28	38	66	4	38	7	1	3	1	260
Eric Staal	MIN	C	82	28	37	65	17	34	4	1	8	0	211
Patrik Laine	WPG	R	73	36	28	64	7	26	9	0	5	1	204

**2016-17 NHL DEFENSEMEN SCORING LEADERS**

Player	Team	Pos	GP	G	A	P	+/-	PIM	PP	SH	GW	OT	S
Roman Josi	NSH	D	72	12	37	49	7	18	7	0	1	0	217
Alex Pietrangolo	STL	D	80	14	34	48	3	24	6	0	4	0	181
Zach Werenski	CBJ	D	78	11	36	47	17	14	4	0	1	1	188
Nick Leddy	NYI	D	81	11	35	46	-3	12	3	0	1	0	137
Rasmus Ristolainen	BUF	D	79	6	39	45	-9	58	1	0	2	2	186
Drew Doughty	LAK	D	82	12	32	44	8	46	5	0	1	1	181
Jake Gardiner	TOR	D	82	9	34	43	24	34	2	0	2	2	127
Shea Weber	MTL	D	78	17	25	42	20	38	12	0	4	0	183
Seth Jones	CBJ	D	75	12	30	42	6	24	1	0	3	3	152
Ryan McDonagh	NYR	D	77	6	36	42	20	37	1	1	1	0	153
Keith Yandle	FLA	D	82	5	36	41	-6	39	2	0	0	0	178
P.K. Subban	NSH	D	66	10	30	40	-8	44	3	0	2	0	142
Ryan Suter	MIN	D	82	9	31	40	34	36	4	1	1	0	164
Mark Giordano	CGY	D	81	12	27	39	22	59	3	2	4	1	151
<b>Oliver Ekman-Larsson</b>	<b>ARI</b>	<b>D</b>	<b>79</b>	<b>12</b>	<b>27</b>	<b>39</b>	<b>-25</b>	<b>48</b>	<b>8</b>	<b>0</b>	<b>1</b>	<b>1</b>	<b>145</b>
Cam Fowler	ANA	D	80	11	28	39	7	20	5	1	3	0	186
Alec Martinez	LAK	D	82	9	30	39	-17	24	2	1	3	2	144
Shayne Gostisbehere	PHI	D	76	7	32	39	-21	32	2	0	1	0	198
Matt Niskanen	WSH	D	78	5	34	39	20	32	1	0	2	0	154
Brady Skjei	NYR	D	80	5	34	39	11	42	0	0	0	0	127

**GOALS AGAINST AVERAGE**

Player	Team	GP	MIN	GAA	SA	GA	W	L	OT
Sergei Bobrovsky	CBJ	63	3,707:04	2.06	1854	127	41	17	5
Braden Holtby	WSH	63	3,680:10	2.07	1690	127	42	13	6
Jimmy Howard	DET	26	1,396:43	2.10	675	49	10	11	1
Peter Budaj	TBL, LAK	60	3,308:16	2.18	1414	120	30	21	3
John Gibson	ANA	52	2,950:21	2.22	1437	109	25	16	9
Carey Price	MTL	62	3,708:08	2.23	1794	138	37	20	5
Tuukka Rask	BOS	65	3,679:30	2.23	1610	137	37	20	5
Devan Dubnyk	MIN	65	3,758:00	2.25	1842	141	40	19	5
Antti Raanta	NYR	30	1,617:20	2.26	782	61	16	8	2
Craig Anderson	OTT	40	2,421:14	2.28	1247	92	25	11	4

**WINS, LOSSES, AND OT**

Player	Team	GP	MIN	W	L	OT
Braden Holtby	WSH	63	3,680:10	42	13	6
Cam Talbot	EDM	73	4,294:00	42	22	8
Sergei Bobrovsky	CBJ	63	3,707:04	41	17	5
Devan Dubnyk	MIN	65	3,758:00	40	19	5
Carey Price	MTL	62	3,708:08	37	20	5
Tuukka Rask	BOS	65	3,679:30	37	20	5
Martin Jones	SJS	65	3,800:21	35	23	6
Jake Allen	STL	61	3,418:19	33	20	5
Frederik Andersen	TOR	66	3,799:20	33	16	14

**SAVE PERCENTAGE**

Player	Team	GP	MIN	SV%	GA	SA	SV
Sergei Bobrovsky	CBJ	63	3,707:04	.931	127	1854	1727
Aaron Dell	SJS	20	1,110:33	.931	37	533	496
Jimmy Howard	DET	26	1,396:43	.927	49	675	626
Craig Anderson	OTT	40	2,421:14	.926	92	1247	1155
Philipp Grubauer	WSH	24	1,264:34	.926	43	585	542
Braden Holtby	WSH	63	3,680:10	.925	127	1690	1563
John Gibson	ANA	52	2,950:21	.924	109	1437	1328
Scott Darling	CHI	32	1,688:35	.924	67	877	810
Devan Dubnyk	MIN	65	3,708:08	.923	141	1842	1701

**SHUTOUTS**

Player	Team	GP	MIN	SO	W	L	OT	GAA	SV%
Braden Holtby	WSH	63	3,680:10	9	42	13	6	2.07	.925
Tuukka Rask	BOS	65	3,679:30	8	37	20	5	2.23	.915
Peter Budaj	LAK, TBL	60	3,308:16	7	30	21	3	2.18	.915
Sergei Bobrovsky	CBJ	63	3,707:04	7	41	17	5	2.06	.931
Cam Talbot	EDM	73	4,294:00	7	42	22	8	2.39	.919
John Gibson	ANA	52	2,950:21	6	25	16	9	2.22	.924



2016-17 NHL CATEGORY LEADERS

**Goals:** Sidney Crosby, Pittsburgh . . . . . 44  
**Assists:** Connor McDavid, Edmonton . . . . . 70  
**Points:** Connor McDavid, Edmonton . . . . . 100  
**Defenseman Points:** Brent Burns, San Jose . . . . . 76  
**Rookie Points:** Auston Matthews, Toronto . . . . . 69  
**Power-play goals:** Alex Ovechkin, Washington . . . . . 17  
 Brayden Schenn, Philadelphia . . . . . 17  
 Nikita Kucherov, Tampa Bay . . . . . 17  
**Shorthanded goals:** Viktor Arvidsson, Nashville . . . . . 5  
**Game Winning Goals:** Rickard Rakell, Anaheim . . . . . 10  
**SO Game Deciding Goals:** Claude Giroux, Philadelphia . . . . . 3  
 Aleksander Barkov, Florida . . . . . 3  
 Kris Versteeg, Calgary . . . . . 3  
 Artemi Panarin, Chicago . . . . . 3  
 Henrik Zetterberg, Detroit . . . . . 3  
 Phil Kessel, Pittsburgh . . . . . 3  
 Paul Byron, Montreal . . . . . 3

**Shots:** Brent Burns, San Jose . . . . . 320  
**Shooting Percentage:** T.J. Oshie, Washington . . . . . 23.1%  
**Plus/Minus:** Ryan Suter, Minnesota . . . . . +34  
 Jason Zucker, Minnesota . . . . . +34  
**Goals Against Average:** Sergei Bobrovsky, Columbus . . . . . 2.06  
**Wins:** Braden Holtby, Washington . . . . . 42  
 Cam Talbot, Edmonton . . . . . 42  
**Save Percentage:** Sergei Bobrovsky, Columbus . . . . . 93.1%  
**Shutouts:** Braden Holtby, Washington . . . . . 9

2016-17 NHL AWARD WINNERS

**Hart Memorial Trophy** . . . . . Connor McDavid, Edmonton  
**Calder Memorial Trophy** . . . . . Auston Matthews, Toronto  
**Vezina Trophy** . . . . . Sergei Bobrovsky, Columbus  
**James Norris Memorial Trophy** . . . . . Brent Burns, San Jose  
**Jack Adams Award** . . . . . John Tortorella, Columbus  
**General Manager of the Year Award** . . . . . David Poile, Nashville  
**Lady Byng Memorial Trophy** . . . . . Johnny Gaudreau, Calgary  
**Frank J. Selke Trophy** . . . . . Patrice Bergeron, Boston  
**William M. Jennings Trophy** . . . . . Braden Holtby, Washington  
**Maurice "Rocket" Richard Trophy** . . . . . Sidney Crosby, Pittsburgh

**Bill Masterton Memorial Trophy** . . . . . Craig Anderson, Ottawa  
**King Clancy Memorial Trophy** . . . . . Nick Foligno, Columbus  
**Art Ross Trophy** . . . . . Connor McDavid, Edmonton  
**Conn Smythe Trophy** . . . . . Sidney Crosby, Pittsburgh  
**Ted Lindsay Award** . . . . . Connor McDavid, Edmonton  
**Mark Messier Leadership Award** . . . . . Nick Foligno, Columbus  
**NHL Foundation Player Award** . . . . . Travis Hamonic, New York Islanders  
**Lester Patrick Award** . . . . . TBD  
**Presidents Trophy** . . . . . Washington Capitals

2016-17 NHL ALL-STAR TEAMS

FIRST ALL-STAR TEAM

**Goaltender** . . . . . Sergei Bobrovsky, Columbus  
**Defense** . . . . . Brent Burns, San Jose  
**Defense** . . . . . Erik Karlsson, Ottawa  
**Center** . . . . . Connor McDavid, Edmonton  
**Right Wing** . . . . . Patrick Kane, Chicago  
**Left Wing** . . . . . Brad Marchand, Boston

SECOND ALL-STAR TEAM

**Goaltender** . . . . . Braden Holtby, Washington  
**Defense** . . . . . Victor Hedman, Tampa  
**Defense** . . . . . Duncan Keith, Chicago  
**Center** . . . . . Sidney Crosby, Pittsburgh  
**Right Wing** . . . . . Nikita Kucherov, Tampa  
**Left Wing** . . . . . Artemi Panarin, Chicago

ROOKIE ALL-STAR TEAM

**Goaltender** . . . . . Matt Murray, Pittsburgh  
**Defense** . . . . . Brady Skjei, New York Rangers  
**Defense** . . . . . Zach Werenski, Columbus  
**Forward** . . . . . Patrik Laine, Winnipeg  
**Forward** . . . . . Auston Matthews, Toronto  
**Forward** . . . . . Mitchell Marner, Toronto





Player	GP	G	A	P	+/-	PIM	PP	SH	GW	OT	S	S%	TOI/G
Radim Vrbata	81	20	35	55	-18	16	4	0	4	0	233	8.6	16:53
Oliver Ekman-Larsson	79	12	27	39	-25	48	8	0	1	1	145	8.3	24:36
Max Domi	59	9	29	38	-9	40	1	0	1	0	108	8.3	16:58
Alex Goligoski	82	6	30	36	-9	28	1	1	0	0	112	5.4	23:19
Tobias Rieder	80	16	18	34	-8	6	2	1	1	1	155	10.3	17:18
Christian Dvorak	78	15	18	33	7	22	2	0	1	0	88	17	15:37
Shane Doan	74	6	21	27	-3	48	3	0	0	0	144	4.2	15:02
Martin Hanzal	51	16	10	26	-15	43	4	0	2	1	126	12.7	18:35
Jordan Martinook	77	11	14	25	-8	40	1	1	2	0	109	10.1	15:40
Brendan Perlini	57	14	7	21	-4	20	3	0	2	0	92	15.2	14:50
Jakob Chychrun	68	7	13	20	-14	47	1	0	0	0	86	8.1	16:40
Jamie McGinn	72	9	8	17	-23	23	0	0	2	0	116	7.8	13:10
Connor Murphy	77	2	15	17	-13	45	0	1	1	1	81	2.5	19:10
Anthony Duclair	58	5	10	15	-7	14	0	0	1	0	76	6.6	13:17
Anthony DeAngelo	39	5	9	14	-13	37	2	0	1	0	60	8.3	17:05
Alexander Burmistrov	26	5	9	14	-1	6	4	0	0	0	32	15.6	15:24
Ryan White	46	7	6	13	-8	70	0	0	1	0	43	16.3	10:57
Lawson Crouse	72	5	7	12	-20	48	0	1	2	0	84	6	11:53
Peter Holland	40	5	6	11	-14	18	1	0	0	0	66	7.6	13:09
Josh Jooris	42	3	7	10	-3	10	0	0	0	0	64	4.7	13:13
Brad Richardson	16	5	4	9	-1	15	0	2	0	0	25	20	15:20
Michael Stone	45	1	8	9	-5	12	1	0	0	0	57	1.8	20:13
Luke Schenn	78	1	7	8	-9	85	0	0	0	0	94	1.1	18:02
Christian Fischer	7	3	0	3	0	0	0	0	1	0	10	30	12:19
Laurent Dauphin	24	2	1	3	-2	12	0	1	1	0	32	6.3	10:54
Clayton Keller	3	0	2	2	-3	0	0	0	0	0	0	0	12:40
Teemu Pulkkinen	4	1	0	1	-1	4	0	0	0	0	6	16.7	9:45
Dylan Strome	7	0	1	1	-5	0	0	0	0	0	6	0	13:41
Kevin Connauton	24	0	1	1	-1	24	0	0	0	0	21	0	13:07
Tyler Gaudet	4	0	1	1	0	0	0	0	0	0	3	0	12:59
Jamie McBain	3	0	0	0	-1	0	0	0	0	0	3	0	16:40
Zbynek Michalek	3	0	0	0	1	0	0	0	0	0	3	0	17:39

Goalie	GP	GS	W	L	OT	SA	GA	GAA	SV	SV%	SO	G	A	PIM	MIN
Mike Smith	55	55	19	26	9	1819	156	2.92	1663	.914	3	0	0	14	3,202:08
Louis Domingue	31	26	11	15	1	888	82	3.08	806	.908	0	0	0	0	1,598:41
Justin Peters	3	1	0	1	0	70	7	3.16	63	.900	0	0	0	0	132:55
Marek Langhamer	1	0	0	0	0	8	1	3.75	7	.875	0	0	0	0	15:31



**GAMES PLAYED**

Alex Goligoski	82
Radim Vrbata	81
Tobias Rieder	80
Oliver Ekman-Larsson	79

**GOALS**

Radim Vrbata	20
Tobias Rieder	16
Martin Hanzal	16
Christian Dvorak	15
Brendan Perlini	14

**ASSISTS**

Radim Vrbata	35
Alex Goligoski	30
Max Domi	29
Oliver Ekman-Larsson	27

**POINTS**

Radim Vrbata	55
Oliver Ekman-Larsson	39
Max Domi	38
Alex Goligoski	36
Tobias Rieder	34

**PENALTY MINUTES**

Luke Schenn	85
Ryan White	70
Lawson Crouse	48
Shane Doan	48
Oliver Ekman-Larsson	48

**PP GOALS**

Oliver Ekman-Larsson	8
Alexander Burmistrov	4
Martin Hanzal	4
Radim Vrbata	4

**PP ASSISTS**

Oliver Ekman-Larsson	11
Radim Vrbata	11
Max Domi	7
Alex Goligoski	7

**PP POINTS**

Oliver Ekman-Larsson	19
Radim Vrbata	15
Anthony DeAngelo	8
Max Domi	8
Alex Goligoski	8
Martin Hanzal	8

**SH GOALS**

Brad Richardson	2
6 players tied with 1	

**GW GOALS**

Radim Vrbata	4
5 players tied with 2	

**OVERTIME GOALS**

Oliver Ekman-Larsson	1
Martin Hanzal	1
Connor Murphy	1
Tobias Rieder	1

**SHOTS**

Radim Vrbata	233
Tobias Rieder	155
Oliver Ekman-Larsson	145
Shane Doan	144

**PLUS/MINUS**

Christian Dvorak	+7
Alexander Burmistrov	-1
Kevin Connauton	-1
Brad Richardson	-1

**SHOOTING PERCENTAGE**

Christian Dvorak	17.0%
Brendan Perlini	15.2%
Tobias Rieder	10.3%
Jordan Martinook	10.1%

**AVG TIME ON ICE PER GAME**

Oliver Ekman-Larsson	24:36
Alex Goligoski	23:19

**BLOCKED SHOTS**

Alex Goligoski	143
Luke Schenn	134
Connor Murphy	119
Michael Stone	102
Jakob Chychrun	99

**HITS**

Luke Schenn	286
Connor Murphy	201
Lawson Crouse	160
Ryan White	138
Alex Goligoski	137

**TAKEAWAYS**

Jordan Martinook	40
Tobias Rieder	34
Radim Vrbata	34
Anthony Duclair	30

**GIVEAWAYS**

Alex Goligoski	57
Oliver Ekman-Larsson	48
Jakob Chychrun	45
Max Domi	36

**FACEOFFS TAKEN**

Martin Hanzal	1064
Jordan Martinook	1037
Christian Dvorak	1006

**FACEOFFS WON**

Martin Hanzal	596
Christian Dvorak	471
Jordan Martinook	460

**FACEOFF WIN PERCENTAGE**

Martin Hanzal	56.0%
Christian Dvorak	46.8%
Jordan Martinook	44.4%

**WINS**

Mike Smith	19
Louis Domingue	11

**GOALS AGAINST AVERAGE**

Mike Smith	2.92
Louis Domingue	3.08

**SAVE PERCENTAGE**

Mike Smith	.914%
Louis Domingue	.908%

**SHUTOUTS**

Mike Smith	3
------------	---





Player	GP	TOTAL			GP	HOME			GP	ROAD		
		G	A	P		G	A	P		G	A	P
Radim Vrbata	81	20	35	55	41	12	19	31	40	8	16	24
Oliver Ekman-Larsson	79	12	27	39	39	3	16	19	40	9	11	20
Max Domi	59	9	29	38	28	5	12	17	31	4	17	21
Alex Goligoski	82	6	30	36	41	4	17	21	41	2	13	15
Tobias Rieder	80	16	18	34	40	10	10	20	40	6	8	14
Christian Dvorak	78	15	18	33	40	10	7	17	38	5	11	16
Shane Doan	74	6	21	27	39	4	10	14	35	2	11	13
Martin Hanzal	51	16	10	26	25	10	8	18	26	6	2	8
Jordan Martinook	77	11	14	25	36	1	9	10	41	10	5	15
Brendan Perlini	57	14	7	21	28	9	3	12	29	5	4	9
Jakob Chychrun	68	7	13	20	36	3	9	12	32	4	4	8
Jamie McGinn	72	9	8	17	38	3	3	6	34	6	5	11
Connor Murphy	77	2	15	17	41	1	7	8	36	1	8	9
Anthony Duclair	58	5	10	15	29	3	1	4	29	2	9	11
Alexander Burmistrov	26	5	9	14	13	4	4	8	13	1	5	6
Anthony DeAngelo	39	5	9	14	20	1	8	9	19	4	1	5
Ryan White	46	7	6	13	24	3	5	8	22	4	1	5
Lawson Crouse	72	5	7	12	37	4	5	9	35	1	2	3
Peter Holland	40	5	6	11	20	3	4	7	20	2	2	4
Josh Jooris	42	3	7	10	20	1	5	6	22	2	2	4
Brad Richardson	16	5	4	9	6	2	1	3	10	3	3	6
Michael Stone	45	1	8	9	22	1	4	5	23	0	4	4
Luke Schenn	78	1	7	8	38	1	4	5	40	0	3	3
Christian Fischer	7	3	0	3	3	2	0	2	4	1	0	1
Laurent Dauphin	24	2	1	3	13	1	0	1	11	1	1	2
Clayton Keller	3	0	2	2	1	0	1	1	2	0	1	1
Teemu Pulkkinen	4	1	0	1	2	0	0	0	2	1	0	1
Dylan Strome	7	0	1	1	2	0	0	0	5	0	1	1
Kevin Connauton	24	0	1	1	12	0	1	1	12	0	0	0
Tyler Gaudet	4	0	1	1	2	0	1	1	2	0	0	0
Jamie McBain	3	0	0	0	1	0	0	0	2	0	0	0
Zbynek Michalek	3	0	0	0	1	0	0	0	2	0	0	0

GOALTENDER		GP	W	L	OT	SA	GA	GAA	SAVES	SV%	SO
	Road	25	7	13	4	819	73	3.05	746	.911	1
	Total	55	19	26	9	1819	156	2.92	1663	.914	3
Louis Domingue	Home	12	6	5	0	380	25	2.15	355	.934	0
	Road	19	5	10	1	508	57	3.79	451	.888	0
	Total	31	11	15	1	888	82	3.08	806	.908	0
Justin Peters	Home	0	0	0	0	0	0	0.00	0	.000	0
	Road	3	0	1	0	70	7	3.16	63	.900	0
	Total	3	0	1	0	70	7	3.16	63	.900	0
Marek Langhamer	Home	1	0	0	0	8	1	3.87	7	.875	0
	Road	0	0	0	0	0	0	0.00	0	.000	0
	Total	1	0	0	0	8	1	3.75	7	.875	0











Date	Opp.	DeAngelo #77	Jooris #86	McGinn #88	Burmistrov #91	Langhamer #30	Hill #31	Domingue #35
Oct 15	Vs PHI	MIN		INJ		MIN	MIN	DNP
Oct 18	@ OTT	MIN		INJ		MIN	MIN	3/11 L 11:38
Oct 20	@ MTL	MIN		INJ		MIN	MIN	4/19 L 25:49
Oct 21	@ NYI	MIN		INJ		MIN	MIN	3/31 L 58:41
Oct 23	@ NYR	MIN		INJ		MIN	MIN	3/26 L 58:50
Oct 25	@ NJD	MIN		0-1,2/0 14:22		MIN	MIN	DNP
Oct 27	@ PHI	MIN		1-0,2/0 11:08		MIN	MIN	4/32 W 60:00
Oct 29	Vs COL	MIN		0-0,1/0 14:30		MIN	MIN	3/34 L 58:43
Nov 1	Vs SJS	MIN		1-0(W),3/0 14:19		MIN	MIN	2/41 W 60:00
Nov 3	Vs NSH	MIN		0-0,2/0 11:51		MIN	MIN	2/37 W 65:00
Nov 4	@ ANA	MIN		1-0,2/-1 14:38		MIN	MIN	3/21 L 20:00
Nov 8	@ COL	1-0,2/1 20:35		0-1,3/1 16:48		MIN	MIN	2/27 W 59:54
Nov 10	Vs WPG	0-0,1/0 20:39		0-1,0/0 17:37		MIN	MIN	3/27 L 58:57
Nov 12	Vs BOS	0-1,1/0 20:41		0-0,2/-1 17:51		MIN	MIN	2/29 L 58:56
Nov 16	@ CGY	0-0,3/0 19:44		0-0,1/0 13:32		MIN	MIN	DND
Nov 17	@ VAN	1-0,2/1 19:02		0-0,3/0 14:03		MIN	MIN	3/42 O 62:34
Nov 19	Vs SJS	0-1,0/1 18:21		0-0,1/0 16:18		MIN	MIN	DNP
Nov 23	Vs VAN	0-1,2/-2 19:33		0-0,4/0 13:13		MIN	MIN	0/10 33:11
Nov 25	Vs EDM	0-1,3/0 20:46		0-0,4/-1 13:06		MIN	MIN	INJ
Nov 27	@ EDM	0-0,1/0 17:54		1-0(W),1/1 12:06		MIN	MIN	INJ
Nov 29	@ SJS	0-0,1/-1 17:10		0-0,3/0 16:03		MIN	MIN	INJ
Dec 1	Vs LAK	DND		0-0,2/-2 10:37		MIN	MIN	DND
Dec 3	Vs CBJ	0-1,1/0 17:13		0-0,1/0 10:31		MIN	MIN	DND
Dec 5	@ CBJ	MIN		0-0,1/0 10:55		MIN	MIN	4/34 L 60:00
Dec 6	@ CHI	MIN		0-0,2/-1 10:32		MIN	MIN	DNP
Dec 8	Vs CGY	MIN		0-0,1/0 12:24		MIN	MIN	DNP
Dec 10	Vs NSH	0-0,1/1 17:52		0-0,2/0 11:05		MIN	MIN	DND
Dec 12	@ PIT	0-0,2/-2 18:38	0-0,0/-1 13:17	0-0,2/-2 10:11		MIN	MIN	3/12 31:30
Dec 13	@ DET	1-0,4/-1 19:42	0-0,1/0 13:28	2-0,3/1 13:35		MIN	MIN	DNP
Dec 15	@ TOR	0-1,1/1 19:26	DND	0-0,1/0 14:01		MIN	MIN	DNP
Dec 17	@ MIN	0-0,3/0 21:36	0-0,1/1 13:35	0-0,0/-1 14:07		MIN	MIN	DNP
Dec 19	Vs CGY	DND	0-1,0/1 12:06	0-0,0/1 10:13		MIN	MIN	DNP
Dec 21	Vs EDM	DND	DND	0-0,3/0 10:27		MIN	MIN	DNP
Dec 23	Vs TOR	0-0,1/-1 15:05	0-0,0/0 08:07	0-0,2/1 19:49		MIN	MIN	DNP
Dec 27	Vs DAL	0-0,4/0 19:02	DND	0-0,4/0 16:19		MIN	MIN	DNP
Dec 29	Vs NYR	0-0,2/-1 22:03	0-0,1/1 10:43	0-0,1/0 13:04		MIN	MIN	DNP
Dec 31	@ CGY	0-0,3/-1 14:06	DND	0-0,3/0 14:41		MIN	MIN	4/24 L 58:22
Jan 4	@ VAN	SUS	0-0,2/0 14:20	0-0,0/0 14:29		MIN	MIN	DNP
Jan 6	@ ANA	SUS	0-0,4/-1 16:27	0-1,2/0 14:17		MIN	MIN	DND
Jan 7	Vs NYI	SUS	0-0,2/0 16:56	0-0,3/0 14:23		MIN	MIN	1/28 W 64:41
Jan 13	Vs WPG	MIN	0-0,1/0 13:21	1-0,2/0 12:27		MIN	MIN	DNP
Jan 14	Vs ANA	MIN	0-0,0/0 10:50	0-0,0/-2 16:28		MIN	MIN	2/22 L 58:01
Jan 16	@ EDM	MIN	DND	0-0,0/-1 13:07	0-1,0/-1 17:58	MIN	MIN	DNP
Jan 18	@ WPG	MIN	1-0,4/-1 11:40	0-0,2/-3 13:16	0-1,2/1 20:44	MIN	MIN	0/4 11:01
Jan 19	@ MIN	MIN	0-0,2/1 13:54	1-0,2/1 11:59	0-0,0/-1 16:31	MIN	MIN	4/25 L 58:29
Jan 21	Vs TBL	MIN	DND	0-1,0/0 09:35	0-1,0/-1 12:21	MIN	MIN	DNP
Jan 23	Vs FLA	MIN	DND	0-0,2/1 14:31	0-2,2/2 16:21	MIN	MIN	DNP
Jan 26	Vs VAN	MIN	DND	0-0,1/0 15:29	1-0,2/0 16:06	MIN	MIN	DNP
Jan 31	Vs LAK	MIN	0-0,1/0 11:54	0-0,1/0 10:53	0-0,2/0 13:12	MIN	MIN	DNP
Feb 2	Vs CHI	MIN	DND	0-0,1/0 12:47	0-0,2/0 17:56	MIN	MIN	DNP
Feb 4	@ SJS	MIN	DND	0-1,2/-1 13:27	0-0,1/-2 14:38	MIN	MIN	DNP
Feb 9	Vs MTL	MIN	DND	0-0,4/0 16:33	0-0,1/0 18:15	MIN	MIN	DNP
Feb 11	Vs PIT	MIN	DND	0-0,3/0 15:54	0-1,2/2 15:26	MIN	MIN	DNP
Feb 13	@ CGY	MIN	0-0,4/1 14:31	0-0,2/0 12:27	0-0,2/0 16:00	MIN	MIN	DNP
Feb 14	@ EDM	MIN	1-0,3/0 13:04	0-0,1/-1 14:24	0-0,2/-1 16:36	MIN	MIN	5/33 L 60:00
Feb 16	@ LAK	MIN	0-1,0/2 15:02	DND	0-0,0/0 16:58	DNP	MIN	INJ
Feb 18	Vs SJS	MIN	0-0,3/-2 10:58	0-0,0/-2 10:29	0-0,0/-1 13:07	DNP	MIN	INJ
Feb 20	Vs ANA	MIN	0-0,2/0 11:26	0-0,0/0 12:55	0-0,1/1 11:34	1/8 15:31	MIN	INJ
Feb 23	@ CHI	0-0,3/-1 19:48	0-0,3/-2 13:39	0-0,1/-1 11:20	0-2,3/0 17:20	MIN	MIN	DND
Feb 24	@ DAL	DND	DND	DND	0-0,0/0 07:02	MIN	DNP	5/37 L 60:00
Feb 26	Vs BUF	0-0,0/0 20:31	0-1,3/1 11:55	1-0,4/0 15:58	INJ	MIN	MIN	2/33 W 60:00
Feb 28	@ BOS	0-0,0/-2 20:44	0-0,2/-2 11:17	0-0,4/0 13:12	0-0,0/-1 04:35	MIN	MIN	0/11 20:00
Mar 2	@ BUF	DND	0-0,0/-1 11:28	0-0,2/0 12:48	INJ	MIN	MIN	DND
Mar 3	@ CAR	0-0,1/0 18:12	0-0,2/-1 12:54	0-0,1/0 13:37	INJ	MIN	MIN	2/34 W 60:00
Mar 5	Vs CAR	0-0,2/-1 12:49	0-0,1/-1 11:02	0-0,0/-1 10:32	INJ	MIN	MIN	DNP
Mar 9	Vs OTT	0-0,2/-1 15:09	0-1,3/1 13:39	0-0,2/0 10:31	INJ	MIN	MIN	DNP
Mar 11	Vs NJD	1-1(W),4/1 15:45	0-0,1/-1 13:19	0-1,0/1 10:06	INJ	MIN	MIN	DNP
Mar 13	Vs COL	0-0,1/0 10:13	0-0,1/0 13:36	0-0,1/0 12:03	INJ	MIN	MIN	DNP
Mar 14	@ LAK	0-0,1/0 14:21	0-0,2/-1 12:40	0-0,0/0 09:18	INJ	MIN	MIN	2/46 W 64:38
Mar 16	Vs DET	0-0,1/0 12:35	0-2,0/2 14:01	0-0,1/-2 09:25	INJ	MIN	MIN	DNP
Mar 18	Vs STL	0-0,0/0 00:29	0-0,0/0 14:00	0-0,1/0 14:48	INJ	MIN	MIN	DNP
Mar 20	@ NSH	DND	0-0,3/0 13:04	0-0,4/-1 12:53	INJ	MIN	MIN	DNP
Mar 21	@ TBL	0-0,2/0 13:35	0-1,1/1 15:45	0-0,1/-1 09:53	INJ	MIN	MIN	3/39 W 60:00
Mar 23	@ FLA	0-0,1/-1 17:45	0-0,2/-1 12:26	0-0,3/0 15:07	INJ	MIN	MIN	DNP
Mar 25	@ WSH	DND	0-0,0/0 12:40	0-0,0/-3 12:35	INJ	MIN	MIN	DNP
Mar 27	@ STL	1-0,1/0 17:12	0-0,1/-2 09:11	0-0,0/-3 09:55	0-0,0/-1 17:05	MIN	MIN	DNP
Mar 29	Vs STL	0-0,3/-1 18:51	0-0,2/0 14:41	DND	0-0,1/0 17:46	MIN	MIN	2/42 L 59:46
Mar 31	Vs WSH	0-1,0/-1 13:03	1-0,3/1 16:55	DND	2-0,4/1 16:14	MIN	MIN	3/48 W 60:00
Apr 2	@ LAK	0-0,0/0 11:02	0-0,1/0 17:11	DND	1-0,2/1 13:37	MIN	MIN	DNP
Apr 4	@ DAL	0-0,0/-3 18:12	0-0,0/0 13:30	0-1,1/-1 14:18	0-1,1/1 20:07	MIN	MIN	DNP
Apr 6	Vs VAN	0-1,0/1 17:16	0-0,0/1 14:30	0-0,0/1 13:51	1-0,1/-1 17:07	MIN	MIN	3/29 W 60:00
Apr 8	Vs MIN	DND	0-0,2/0 16:16	0-0,0/0 12:30	0-0,1/0 15:53	MIN	MIN	DNP

Date	Opp.	Peters #40	Smith #41
Oct 15	Vs PHI	MIN	3/30 W 63:02
Oct 18	@ OTT	MIN	3/30 47:10
Oct 20	@ MTL	1/24 34:11	INJ
Oct 21	@ NYI	DND	INJ
Oct 23	@ NYR	DND	INJ
Oct 25	@ NJD	4/34 L 58:44	INJ
Oct 27	@ PHI	DNP	INJ
Oct 29	Vs COL	DNP	INJ
Nov 1	Vs SJS	DNP	INJ
Nov 3	Vs NSH	DNP	INJ
Nov 4	@ ANA	2/12 40:00	INJ
Nov 8	@ COL	DNP	INJ
Nov 10	Vs WPG	DNP	INJ
Nov 12	Vs BOS	DND	INJ
Nov 16	@ CGY	MIN	2/24 O 60:49
Nov 17	@ VAN	MIN	DNP
Nov 19	Vs SJS	MIN	2/45 W 61:16
Nov 23	Vs VAN	MIN	4/17 L 26:49
Nov 25	Vs EDM	DNP	2/34 W 65:00
Nov 27	@ EDM	DNP	1/42 W 60:00
Nov 29	@ SJS	DNP	2/42 O 60:19
Dec 1	Vs LAK	MIN	4/33 L 58:08
Dec 3	Vs CBJ	MIN	2/60 O 65:00
Dec 5	@ CBJ	MIN	DNP
Dec 6	@ CHI	MIN	4/27 L 60:00
Dec 8	Vs CGY	MIN	2/35 O 61:09
Dec 10	Vs NSH	MIN	1/45 W 59:59
Dec 12	@ PIT	MIN	4/22 L 28:30
Dec 13	@ DET	MIN	1/38 W 60:00
Dec 15	@ TOR	MIN	2/46 W 65:00
Dec 17	@ MIN	MIN	3/29 L 59:03
Dec 19	Vs CGY	MIN	3/27 L 58:53
Dec 21	Vs EDM	MIN	3/21 L 57:30
Dec 23	Vs TOR	MIN	4/32 L 60:00
Dec 27	Vs DAL	MIN	2/28 L 58:55
Dec 29	Vs NYR	MIN	5/31 L 58:57
Dec 31	@ CGY	MIN	DNP
Jan 4	@ VAN	MIN	3/24 L 59:54
Jan 6	@ ANA	MIN	3/35 O 64:24
Jan 7	Vs NYI	MIN	DNP
Jan 13	Vs WPG	MIN	3/37 W 60:00
Jan 14	Vs ANA	MIN	DNP
Jan 16	@ EDM	MIN	3/27 L 57:50
Jan 18	@ WPG	MIN	6/35 L 48:59
Jan 19	@ MIN	MIN	DNP
Jan 21	Vs TBL	MIN	3/48 W 60:00
Jan 23	Vs FLA	MIN	2/25 W 60:46
Jan 26	Vs VAN	MIN	0/19 W 60:00
Jan 31	Vs LAK	MIN	3/39 L 58:36
Feb 2	Vs CHI	MIN	4/26 L 58:57
Feb 4	@ SJS	MIN	2/40 W 65:00
Feb 9	Vs MTL	MIN	5/40 O 62:13
Feb 11	Vs PIT	MIN	3/31 W 64:38
Feb 13	@ CGY	MIN	0/36 W 60:00
Feb 14	@ EDM	MIN	DNP
Feb 16	@ LAK	MIN	3/44 W 60:00
Feb 18	Vs SJS	MIN	4/33 L 60:00
Feb 20	Vs ANA	MIN	1/28 W 44:28
Feb 23	@ CHI	MIN	6/29 L 60:00
Feb 24	@ DAL	MIN	INJ
Feb 26	Vs BUF	MIN	DNP
Feb 28	@ BOS	MIN	4/14 L 40:00
Mar 2	@ BUF	MIN	4/39 L 58:52
Mar 3	@ CAR	MIN	DNP
Mar 5	Vs CAR	MIN	2/35 L 58:51
Mar 9	Vs OTT	MIN	3/31 O 60:37
Mar 11	Vs NJD	MIN	4/30 W 60:00
Mar 13	Vs COL	MIN	0/22 W 60:00
Mar 14	@ LAK	MIN	DNP
Mar 16	Vs DET	MIN	4/33 O 65:00
Mar 18	Vs STL	MIN	2/40 L 58:37
Mar 20	@ NSH	MIN	3/31 L 58:27
Mar 21	@ TBL	MIN	DNP
Mar 23	@ FLA	MIN	3/39 L 58:30
Mar 25	@ WSH	MIN	3/32 L 59:51
Mar 27	@ STL	MIN	4/28 L 60:00
Mar 29	Vs STL	MIN	DNP
Mar 31	Vs WSH	MIN	DNP
Apr 2	@ LAK	MIN	1/35 W 60:00
Apr 4	@ DAL	MIN	3/31 O 63:45
Apr 6	Vs VAN	MIN	DNP
Apr 8	Vs MIN	MIN	3/45 L 58:24

	2001-02	2002-03	2003-04	2005-06	2006-07	2007-08	2008-09	2009-10	2010-11	2011-12	2012-13	2013-14	2014-15	2015-16	2016-17
Scoring first:	30-6-5-4	21-4-5-3	16-8-9-3	23-9-5	18-8-3	27-4-4	21-14-1	36-3-3	31-5-6	33-4-6	14-1-4	29-12-5	14-16-3	23-13-6	21-14-5
Opponent scoring first:	10-21-4-2	10-31-6-2	6-28-9-3	15-30-0	13-38-2	11-33-3	15-25-6	14-22-4	12-21-7	9-23-7	7-17-5	8-18-10	10-34-5	12-26-2	9-28-5
Leading after 1 period:	21-4-3-2	16-2-2-1	9-4-5-2	17-5-2	15-4-2	14-5-1	16-5-0	23-1-0	18-2-5	22-2-2	13-1-2	23-6-3	12-9-2	14-9-3	16-6-0
Trailing after 1 period:	4-15-2-2	6-24-3-1	2-25-6-3	6-24-1	7-32-2	7-23-2	4-17-2	6-16-4	9-13-2	3-18-2	2-11-5	6-15-6	7-23-1	4-24-2	5-22-5
Tied after 1 period:	15-8-4-2	9-9-6-3	11-7-7-1	15-10-2	9-10-1	17-9-4	16-17-5	21-8-3	16-11-6	17-7-9	6-6-2	8-9-6	5-18-5	17-6-3	9-14-5
Leading after 2 periods:	28-2-2-2	19-1-3-0	14-1-3-1	24-3-3	19-1-4	27-4-2	27-1-1	33-1-2	32-2-2	33-1-0	15-0-1	23-6-4	14-1-2	21-2-3	19-0-4
Trailing after 2 periods:	4-24-1-1	2-28-5-2	4-30-7-0	7-31-2	5-38-1	2-29-3	3-33-4	7-20-2	7-20-4	4-22-5	2-14-4	7-19-6	2-35-2	2-32-2	6-33-2
Tied after 2 periods:	8-1-6-3	10-6-3-3	4-5-8-5	7-5-0	7-7-0	9-4-2	6-5-2	10-4-1	4-4-7	5-4-8	4-4-4	7-5-5	8-14-4	12-5-3	5-9-4
1-goal games:	13-5-0-6	14-11-0-5	13-12-0-6	19-11-5	16-13-5	18-11-7	17-18	29-6-7	21-8-13	17-11-3	8-6-9	20-7-15	14-12-8	17-10-8	20-12-10
2-goal games:	12-7	8-9	4-7	4-10	6-7	8-12	9-8	8-8	10-6	11-3	7-5	9-14	3-12	6-9	5-8
3-goal games:	15-15	9-15	5-17	9-10	6-13	7-9	9-10	8-7	12-12	14-13	6-7	8-9	7-26	12-20	5-22
4-goal games:	3-3	3-6	1-3	6-4	2-9	4-2	1-6	4-3	3-3	3-2	4-4	1-2	1-7	5-4	0-2
5-or more goal games:	4-1	1-2	1-5	0-4	1-4	1-3	0-4	1-1	1-3	1-1	0-0	1-1	1-7	0-2	1-1
Scoring 4 or more goals:	25-1-0-1	17-0-1-1	6-3-2-2	23-6-2^	14-2-2^	23-1-1^	19-2-2^	19-0-1^	22-0-1^	22-0-1^	12-2-1	16-1-2	12-0-0	19-4-2	13-1-2
Scoring 3 or less goals:	15-26-9-5	14-35-10-4	16-33-16-4	15-33-3^	17-44-3^	15-36-6^	17-37-5^	31-25-6^	21-24-12^	21-28-11	9-16-8	21-29-13	12-50-8	16-34-7	17-41-8
Allowing 4 or more goals:	2-19-0-1	1-23-1-3	2-26-2-3	4-26-2^	6-36-3^	2-20-1^	3-25-3^	4-16-2^	2-14-7^	3-18-1^	3-11-3	2-17-6	3-29-1	0-27-4	2-22-2
Allowing 3 or less goals:	38-8-9-5	30-12-10-2	20-10-16-3	34-13-3^	25-10-2^	36-17-6^	33-14-4^	46-9-5^	41-11-6^	38-11-11	18-7-6	27-22-8	21-21-7	35-12-4	28-20-8
Outshooting opponent:	17-13-2-2	14-14-3-4	6-9-6-2	18-17-3	16-15-1	21-16-2	13-8-1	22-14-4	12-8-5	14-14-3	11-6-6	11-17-10	10-14-2	11-18-2	6-10-1
Outshot by opponent:	20-14-7-3	16-20-8-1	16-25-12-2	19-20-2	14-30-4	16-21-3	20-28-6	26-7-3	30-15-7	25-11-9	9-11-3	23-11-4	14-35-5	23-21-6	24-31-9
Even shots:	3-0-0-1	1-1-0-0	0-2-0-2	1-2-0	1-1-0	1-0-2	3-3-0	2-4-0	1-3-1	3-2-1	1-1-0	3-2-1	0-1-1	1-0-0	0-1-0
vs Northeast Division:	2-4-2-0	2-4-0-0	1-3-1-0	3-2-0	0-0-0	2-3-0	2-4-0	3-3-0	2-2-2	3-0-2	0-0-0				
vs Atlantic Division:	6-1-0-0	4-2-0-1	1-3-0-2	0-0-0	3-2-0	3-2-0	2-3-1	4-1-1	2-2-2	2-4-1	0-0-0				
vs Southeast Division:	4-1-1-1	4-4-1-0	3-2-1-1	3-2-0	3-2-0	0-0-0	4-2-0	4-2-0	2-2-2	3-3-0	0-0-0				
vs EASTERN CONF:	12-6-3-1	10-10-1-1	5-8-2-3	6-4-0	6-4-0	5-5-0	8-9-1	11-6-1	6-6-6	8-7-3	0-0-0				
vs Central Division:	11-7-2-0	8-8-3-1	6-5-9-0	10-8-2	10-10-0	8-10-2	6-11-3	13-5-2	12-5-3	8-9-3	6-7-2				
vs Pacific Division:	7-8-3-2	6-7-4-3	8-10-4-2	15-15-2	9-18-5	19-11-2	13-9-2	13-7-4	11-12-1	13-6-5	9-7-2				
vs Northwest Division:	10-6-1-3	7-10-3-0	3-13-3-1	7-12-1	6-14-0	6-11-3	9-10-1	13-7-0	14-3-3	13-5-2	6-4-5				
vs WESTERN CONF:	28-21-6-5	21-25-10-4	17-28-16-3	32-35-5	25-42-5	33-32-7	28-30-6	39-19-6	37-20-7	34-20-10	21-18-9				
Overtime, Home:	3-3-0-3	3-2-0-6	4-4-0-7	5-1-0-3	4-2-0-1	5-0-4	4-0-3	8-0-2							
Overtime, Road:	1-3-0-6	1-3-0-5	1-2-1-1	5-1-0-0	3-1-0-1	4-1-0-2	0-4-0	11-1-0-4							
Overtime, Overall:	4-6-0-9	4-5-1-1	5-6-1-8	10-2-0-3	7-3-0-2	9-1-0-6	4-4-0-3	19-1-6							

**2013-14**

vs Atlantic Division:	8-5-3
vs Metropolitan Division:	9-5-2
vs EASTERN CONF:	17-10-5
vs Central Division:	6-11-4
vs Pacific Division:	14-9-6
vs WESTERN CONF:	20-20-10

**2014-15**

vs Atlantic Division:	6-10-0
vs Metropolitan Division:	4-9-3
vs EASTERN CONF:	10-19-3
vs Central Division:	2-14-5
vs Pacific Division:	12-17-0
vs WESTERN CONF:	14-31-5

**2015-16**

vs Atlantic Division:	7-8-1
vs Metropolitan Division:	4-10-2
vs EASTERN CONF:	11-18-3
vs Central Division:	8-11-2
vs Pacific Division:	16-10-3
vs WESTERN CONF:	24-21-5

**2016-17**

vs Atlantic Division:	6-7-3
vs Metropolitan Division:	7-8-1
vs EASTERN CONF:	13-15-4
vs Central Division:	5-14-1
vs Pacific Division:	12-12-5
vs WESTERN CONF:	17-26-6

^ Does not include goals credited for shootout wins since 2005-06

\* Under new division alignment





**A COYOTES PLAYER SCORES A GOAL, TALLIES AN ASSIST, A POINT OR RECORDS A MULTI-POINT GAME...**

Player	Goal	Assist	Point	Multi-Point	Player	Goal	Assist	Point	Multi-Point
Burmistrov	4-0-0	3-3-1	7-3-1	2-1-0	Holland	2-3-0	3-1-1	5-4-1	1-0-0
Chychrun	2-4-1	8-2-1	9-6-2	2-0-0	Jooris	1-2-0	3-1-2	4-3-2	0-0-1
Connauton	-	1-0-0	1-0-0	-	Keller	-	0-1-1	0-1-1	-
Crouse	3-0-2	3-3-0	6-3-2	0-1-0	Martinook	5-3-0	5-5-3	9-8-3	3-1-0
Dauphin	1-1-0	0-1-0	1-2-0	-	McGinn	6-2-0	4-2-2	10-4-2	1-0-0
DeAngelo	3-1-1	6-2-1	8-3-2	1-0-0	Murphy	2-0-0	6-7-1	7-7-1	1-1-0
Doan	4-1-1	6-8-4	9-9-5	1-1-0	Perlini	6-5-1	4-3-0	10-7-1	2-1-0
Domi	5-0-3	13-8-3	16-8-5	5-1-1	Pulkkinen	0-1-0	-	0-1-0	-
Duclair	2-2-1	5-3-1	7-5-2	0-0-1	Richardson	3-1-1	1-3-0	3-4-1	1-0-0
Dvorak	6-4-2	8-8-2	13-10-4	2-2-1	Rieder	7-8-1	10-4-3	15-11-4	2-1-0
Ekman-Larsson	4-6-1	12-9-2	15-14-3	4-2-0	Schenn	1-0-0	4-1-1	5-1-1	1-0-0
Fischer	3-0-0	-	3-0-0	-	Stone	1-0-0	1-4-1	2-4-1	0-2-0
Gaudet	-	1-0-0	1-0-0	-	Strome	-	0-1-0	0-1-0	-
Goligoski	2-2-2	13-13-2	14-15-2	2-1-2	Vrbata	7-9-2	16-12-1	21-20-3	5-3-0
Hanzal	7-6-1	4-4-1	8-10-2	4-1-0	White	4-3-0	6-0-0	9-3-0	1-0-0

**RECORD WHEN THE COYOTES SCORE 0, 1, 2, 3, 4, or 5 POWER PLAY GOALS**

0 PPG	1 PPG	2 PPG	3 PPG	4 PPG	5 PPG
14-29-6	13-11-4	3-2-0	-	-	-

**RECORD WHEN THE COYOTES ALLOW 0, 1, 2, 3, 4, or 5 POWER PLAY GOALS**

0 PPG	1 PPG	2 PPG	3 PPG	4 PPG	5 PPG
19-15-5	10-16-4	1-9-1	0-1-0	0-1-0	-

**RECORD WHEN THE COYOTES PLAY ON THIS DAY OF THE WEEK**

Sun	Mon	Tue	Wed	Thu	Fri	Sat
3-2-0	4-6-0	5-7-2	0-5-1	6-9-5	4-4-1	8-9-1

**RECORD WHEN THE COYOTES PLAY IN THIS MONTH**

Oct	Nov	Dec	Jan	Feb	Mar	Apr
2-6-0	6-4-3	3-11-2	5-6-1	6-6-1	6-8-2	2-1-1

**2016-17 MISCELLANEOUS STATS**

**Power-Play Scoring**

	G	A	Pts
Oliver Ekman-Larsson	8	11	19
Radim Vrbata	4	11	15
Martin Hanzal	4	4	8
Anthony DeAngelo	2	6	8
Alex Goligoski	1	7	8
Max Domi	1	7	8
Tobias Rieder	2	4	6
Alexander Burmistrov	4	1	5
Shane Doan	3	2	5
Brendan Perlini	3	2	5
Christian Dvorak	2	3	5
Michael Stone	1	4	5
Jordan Martinook	1	1	2
Jakob Chychrun	1	1	2
Anthony Duclair	0	2	2
Jamie McGinn	0	2	2
Peter Holland	1	0	1
Clayton Keller	0	1	1

**Shorthanded Scoring**

	G	A	Pts
Brad Richardson	2	1	3
Jordan Martinook	1	2	3
Alex Goligoski	1	1	2
Tobias Rieder	1	1	2
Laurent Dauphin	1	0	1
Lawson Crouse	1	0	1
Connor Murphy	1	0	1
Josh Jooris	0	1	1

**Goals by Period**

	1	2	3	OT	T	Avg
Arizona Coyotes	61	68	58	4	191	2.3
Opponents	72	87	91	8	258	3.1

**Shots by Period**

	1	2	3	OT	T	Avg
Arizona Coyotes	721	787	719	33	2265	27.8
Opponent	845	955	886	66	2539	34.1

**Power-Play**

	G	Att	Pct
Overall:	38	235	16.2% (26th - NHL)
Home:	22	124	17.7% (22nd - NHL)
Road:	16	111	14.4% (27th - NHL)

**Penalty Killing**

	PPGA	Att	Pct
Overall:	59	260	77.3% (27th - NHL)
Home:	28	125	77.6% (24th - NHL)
Road:	31	135	77.0% (24th - NHL)

**Penalties**

	GP	Min	Avg.
	82	809	9.9 (19th - NHL)

**Situational Goals**

	For	Against
5 on 5	133	168
5 on 4	32	7
5 on 3	4	0
4 on 4	5	3
4 on 3	1	0
3 on 3	2	6
3 on 4	0	1
3 on 5	0	1
4 on 5	7	55
Empty Net	4	12
Penalty Shots	1	2
Total	191	258

**TEAM RECORD**

Winning streak  
 Winning streak, home  
 Winning streak, road  
 Undefeated streak  
 Undefeated streak, home  
 Undefeated streak, road  
 Losing streak  
  
 Losing streak, home  
  
 Losing streak, road  
 Winless streak  
 Winless streak, home  
 Winless streak, road  
 Largest margin of victory  
  
 Largest margin of defeat  
 Most goals, game  
 Most goals, home, game  
 Most goals, road, game  
  
 Most goals against, game  
 Most goals against, home, game  
 Most goals against, road, game  
 Most goals, both teams, game  
 Most goals, period  
 Most goals against, period  
  
 Most power play goals, game  
  
 Most shorthanded goals, game  
 Most shorthanded goals against, game  
  
 Most penalty minutes, game  
 Fewest penalty minutes, game  
  
 Most shots, game  
  
 Fewest shots, game  
 Most shots against, game  
 Fewest shots against, game  
 Most shots, period  
 Fewest shots, period  
  
 Most shots against, period  
 Fewest shots against, period

**2016-17 SEASON RECORD**

3 2x, (Last: Mar. 11-14)  
 3 Jan. 21-26, 2017  
 2 3x, (Last: Mar. 3-14, 2017)  
 5 Mar. 9-16, 2017 (3-0-2)  
 4 Mar. 9-16, 2017 (2-0-2)  
 5 Nov. 8-29, 2017 (2-0-3)  
 8 Dec. 17- Jan. 4, 2017  
  
 5 Dec. 19- 29, 2016  
  
 5 Oct. 18-25, 2016  
 9 Dec. 17-Jan. 6, 2017  
 5 Dec. 19-29, 2016  
 7 Dec. 17-Jan. 19, 2017  
 5 at CGY, Feb. 13, 2017 (5-0)  
  
 7 at PIT, Dec. 12, 2016 (7-0)  
 6 vs. WSH, Mar. 31, 2017  
 6 vs. WSH, Mar. 31, 2017  
 5 at PHI, Oct. 27, 2016  
 at CGY, Feb. 13, 2017  
 at LAK, Feb. 16, 2017  
  
 7 at PIT, Dec. 12, 2016  
 6 vs. NYR, Dec. 29, 2016  
 7 at PIT, Dec. 12, 2016  
 11 at OTT, Oct. 18, 2016  
 4 vs. WPG, Jan. 13, 2017 (1st period)  
 4 at OTT, Oct. 18, 2016  
 at PIT, Dec. 12, 2016  
  
 2 5 times (Last: vs. VAN, Apr. 6, 2017)  
  
 1 8 times (Last: Mar. 21, 2017 at TBL)  
 1 6 times (Last: Mar. 18, 2017 vs. STL)  
  
 35 Dec. 8, 2016 vs. CGY  
 0 vs. VAN, Jan. 26, 2017  
 at FLA, Mar. 23, 2017  
  
 41 vs. EDM, Nov. 25, 2016  
  
 15 at LAK, Apr. 2, 2017  
 60 vs. CBJ, Dec. 3, 2016  
 19 vs. VAN, Jan. 26, 2017  
 22 Nov. 25, 2016 vs. EDM (1st period)  
 2 3 times (Last: Apr. 2, 2017 at LAK)  
  
 24 vs. TBL, Jan. 21, 2017 (3rd period)  
 0 vs. VAN, Jan. 26, 2017 (1st period)

**ALL TIME FRANCHISE RECORD**

9 Mar. 8-27, 1985  
 10 Nov. 21 - Dec. 29, 2009  
 8 Feb. 25-Apr. 6, 1985  
 14 Oct. 25-Nov. 28, 1998 (12-0-2)  
 11 Oct. 15-Dec. 20, 1998 (10-0-1)  
 9 Feb. 25-Apr. 7, 1985 (8-0-1)  
 10 Nov. 30- Dec. 20, 1980  
 Feb. 6-25, 1994  
 Feb. 10 - Mar. 3, 2015  
 6 Oct. 6 - Nov. 3, 2007  
 Jan. 27 - Feb. 16, 2009  
 Mar. 12 - 30, 2015  
 13 Jan. 26-Apr. 14, 1994  
 30 Oct. 19-Dec. 20, 1980 (0-23-7)  
 14 Oct. 19-Dec. 14, 1980 (0-9-5)  
 18 Oct. 10-Dec. 20, 1980 (0-16-2)  
 9 vs. CGY, Mar. 25, 1987 (10-1)  
 vs. CGY, Feb. 3, 1988 (9-0)  
 at TOR, Mar. 5, 1988 (10-1)  
 13 at MIN, Nov. 11, 1981 (15-2)  
 12 at NYR, Feb. 25, 1985  
 10 vs. CGY, Mar. 25, 1987  
 12 at NYR, Feb. 25, 1985  
  
 15 at MIN, Nov. 11, 1981  
 12 vs. MTL, Oct. 19, 1983  
 15 at MIN, Nov. 11, 1981  
 18 at DET, Nov. 25, 1987 (10-8 L)  
 6 vs. VAN, Nov. 9, 1984 (2nd period)  
 8 at MIN, Nov. 11, 1981 (2nd period)  
  
 5 vs. CGY, Mar. 9, 1988  
 vs. CAR, Dec. 3, 2005  
 vs. FLA, Jan. 19, 2006  
 4 vs. VAN, Apr. 7, 1995  
 3 at EDM, Dec. 21, 1983  
 at CHI, Oct. 12, 1988  
 vs. STL, Jan. 14, 2003  
 140 at VAN, Dec. 31, 1987  
 0 vs. HFD, Dec. 30, 1981  
 at ANA, Apr. 6, 2008  
 at STL, Feb. 24, 2009  
 vs. VAN, Mar. 4, 2014  
 vs. NYR, Feb. 14, 2015  
 vs. VAN, Jan. 26, 2017  
 at FLA, Mar. 23, 2017  
  
 54 vs. LAK, Mar. 30, 1983  
 vs. VAN, Feb. 10, 1985  
 11 vs. DAL, Apr. 16, 1998  
 60 vs. CBJ, Dec. 3, 2016  
 12 vs. NJD, Oct. 22, 1982  
 27 vs. EDM, Dec. 16, 2014 (2nd period)  
 0 vs. NYR, Jan. 15, 1982 (2nd period)  
 at CGY, Mar. 24, 2003 (1st period)  
 at COL, Feb. 16, 2015 (2nd period)  
 at MIN, Nov. 11, 1981 (2nd period)  
 27 vs. TBL, Dec. 2, 1999 (2nd period)  
 vs. VAN, Jan. 26, 2017 (1st period)

**INDIVIDUAL RECORDS**

Longest goal streak	4
Longest assist streak	5
Longest point streak	10
Most goals, game	2
Most goals, period	2
Most assists, game	3
Most assists, period	3
Most points, game	4
Most penalty minutes, game	19
Most shots, game	9
Best plus-minus, game	4
Most shots faced by goalie, game	60
*Most ice time, game	31:46
Most ice time, OT game	31:46
Most shorthanded goals, game	1
Most power play goals, game	2

**2016-17 SEASON RECORD**

Vrbata (Feb. 20-26, 2017)	9
2 times (Last: Vrbata, Feb. 11-18, 2017)	14
Vrbata (Feb. 11-28, 2017)	18
16 times (Last: Vrbata vs. VAN, Apr. 6, 2017)	5
6 times (Last: Domi at LAK, Mar. 14, 2017, 3rd period)	3
3 times (Last: Vrbata vs. TBL, Jan. 21, 2017)	5
2x, (Last: Ekman-Larsson, Vrbata vs. WPG (1st period)	5
Vrbata vs. TBL, Jan. 21, 2017	6
White vs. CGY, Dec. 8, 2016	49
Vrbata at VAN, Nov. 17, 2016	12
3 times (Last: Ekman-Larsson, Schenn at CGY, Feb. 13)	7
Smith vs. CBJ, Dec. 3, 2017	60
Ekman-Larsson vs. PHI, Oct. 15, 2016	32:52
Ekman-Larsson vs. PHI, Oct. 15, 2016	34:57
8 times (Last: Murphy at TBL, Mar. 21, 2017)	2
Hanzal vs. LAK, Dec. 1, 2016	3

**ALL-TIME FRANCHISE RECORD**

T. Selanne, Mar. 15-Apr. 1, 1993	9
P. Housley, Dec. 26, 1992-Jan. 19, 1993	14
D. Hawerchuk, Feb. 23-Apr. 7, 1985	18
W. Lindstrom, at PHI, Mar. 2, 1982	5
A. Zhamnov, at L.A., Apr. 1, 1995	3
D. Christian vs. HFD, Mar. 26, 1980 (3rd period)	5
S. Barnes vs. LAK, Nov. 11, 1991 (3rd period)	5
A. Zhamnov at LAK, Apr. 1, 1995 (3rd period)	5
K. Tkachuk at DAL, Mar. 26, 1996 (3rd period)	5
S. Upshall vs. NSH, Jan. 21, 2010 (3rd period)	5
D. Hawerchuk (3 times)	5
P. Housley, vs HFD, Jan. 18, 1993	5
K. Tkachuk, at BUF, Feb. 23, 2001	5
D. Hawerchuk, vs. LAK, Mar. 6, 1984 (2nd period)	5
D. Hawerchuk (3 times)	6
W. Lindstrom, at PHI, Mar. 2, 1982	6
T. Steen, vs HFD, Oct. 24, 1984	6
E. Olczyk, vs CGY, Dec. 21, 1991	6
T. Domi, at VAN, Feb. 9, 1995	6
B. Mullen, vs L.A., Mar. 30, 1982	12
N. Emerson, vs FLA, Feb. 24, 1994	12
J. Roenick, at TOR, Mar. 22, 1997	12
D. Babych, at TOR, Mar. 13, 1982	12
M. Smith vs. CBJ, Dec. 3, 2017	60
Ekman-Larsson: at CGY, Jan. 22, 2014	32:52
Ekman-Larsson: at VAN, Jan. 26, 2014	34:57
2 times (Last: T. Rieder at EDM, Dec. 1, 2014)	2
P. MacLean, vs. LAK, Nov. 13, 1986	3
R. Neufeld vs. VAN, Nov. 1, 1987	3
P. MacLean, vs. CGY, Mar. 9, 1988	3
L. Nagy, vs. CAR, Dec. 3, 2005	3

\*All-time franchise record for ice time beginning the 1997-98 season when the real-time stats program was introduced.



**HAT TRICKS**

**Recorded a hat trick at home...** January 12, 2016 vs. Edmonton  
– Max Domi

**Recorded a hat trick on the road...** October 24, 2015 at Ottawa  
– Mikkel Boedker

**Recorded two hat tricks in one game...** November 20, 1988 vs. Edmonton  
– Iain Duncan and Andrew McBain (Winnipeg Jets)

**Recorded hat tricks in back-to-back games...** April 27, 2013 at Anaheim  
– October 3, 2013 vs. New York Rangers – Radim Vrbata

**Had a player score four or more goals in one game...** April 1, 1995 vs. Los Angeles – Alexei Zhamnov, 5 goals (Winnipeg Jets)

**Allowed an opposing player to score a hat trick...** February 23, 2017 at Chicago – Patrick Kane

**OVERTIME**

**Won a home game in overtime...** February 11, 2017 vs. Pittsburgh – Connor Murphy

**Lost a home game in overtime...** March 9, 2017 vs. Ottawa – Erik Karlsson

**Won a road game in overtime...** December 27, 2015 at Colorado  
– Mikkel Boedker

**Lost a road game in overtime...** April 4, 2017 at Dallas – Julius Honka

**SHOOTOUT**

**Won a home game in a shootout...** January 7, 2017 vs. New York Islanders – Anthony Duclair

**Lost a home game in a shootout...** March 16, 2017 vs. Detroit Red Wings – Gustav Nyquist

**Won a road game in a shootout...** March 14, 2017 at Los Angeles – Anthony DeAngelo

**Lost a road game in a shootout...** January 2, 2016 at Edmonton – Ryan Nugent-Hopkins

**SHUTOUT**

**Shutout an opponent at home...** March 13, 2017 vs. Colorado – Mike Smith

**Shutout an opponent on the road...** February 13, 2017 at Calgary – Mike Smith

**Were shutout by opponent at home...** March 18, 2017 vs. St. Louis – Jake Allen

**Were shutout by opponent on the road...** January 4, 2017 at Vancouver – Ryan Miller

**Had back-to-back shutouts (team)...** March 31, 2012 vs. Anaheim (4-0) & April 3, 2012 vs. Columbus (2-0) – Mike Smith (both)

**Had back-to-back shutouts (player)...** March 31, 2012 vs. Anaheim (4-0) & April 3, 2012 vs. Columbus (2-0) – Mike Smith

**Were shutout by opponent in back-to-back games...** March 19 – 20, 2016 vs. Tampa Bay and at San Jose.

**Had three or more consecutive shutouts...** March 29, 2012 vs. San Jose (2-0), March 31, 2012 vs. Anaheim (4-0), April 3, 2012 (2-0) – Mike Smith (155 consecutive saves – **NHL record**)

**Longest shutout sequence...** :332:01 – Brian Boucher (Dec. 22, 2003 – Jan. 11, 2004 – **NHL record**)

**1-0 GAMES**

**Won a 1-0 game at home...** March 13, 2017 vs. Colorado Avalanche

**Lost a 1-0 game at home...** November 8, 2014 vs. New York Islanders

**Won a 1-0 game on the road...** February 9, 2013 at San Jose

**Lost a 1-0 game on the road...** April 9, 2016 at San Jose

**5+, 10+ Goals**

**Won by five or more goals...** February 13, 2017 at Calgary; 5-0

**Lost by five or more goals...** February 29, 2016 at Pittsburgh; 6-0

**Scored 10 or more goals at home...** March 25, 1987 vs. Calgary; 10-1 win (Winnipeg Jets)

**Allowed 10 or more goals at home...** November 29, 1981 vs. Edmonton; 10-2 loss (Winnipeg Jets)

**Scored 10 or more goals on the road...** November 24, 1990 at Quebec; 11-4 win (Winnipeg Jets)

**Allowed 10 or more goals on the road...** October 12, 1988 at Chicago; 10-1 loss (Winnipeg Jets)

**20+/50+ Shots**

**Recorded 20 or more shots in a period...** January 29, 2015 at Toronto; 2nd period (21)

**Allowed 20 or more shots in a period...** April 8, 2017 at Minnesota; 3rd period (21)

**Recorded 50 or more shots...** March 6, 1998 vs. Carolina; 50 shots

**Allowed 50 or more shots...** January 20, 2015 at Chicago; 51 shots

**SHORTHANDED GOALS**

**Scored a shorthanded goal at home...** March 16, 2017 vs. Detroit – Lawson Crouse

**Scored a shorthanded goal on the road...** March 21, 2017 at Tampa Bay – Connor Murphy

**Allowed a shorthanded goal at home...** March 18, 2017 vs. St. Louis – David Perron

**Allowed a shorthanded goal on the road...** March 2, 2017 at Buffalo – Marcus Foligno

**EMPTY NET GOALS**

**Scored an empty net goal at home...** January 26, 2017 vs. Vancouver – Tobias Rieder

**Scored an empty net goal on the road...** March 21, 2017 at Tampa Bay – Connor Murphy

**Allowed an empty net goal at home...** March 29, 2017 vs. St. Louis – David Perron

**Allowed an empty net goal on the road...** March 25, 2017 at Washington – Daniel Winnik

**PENALTY SHOTS**

**Scored on a penalty shot...** November 21, 2011 vs. Washington – Lauri Korpikoski scored on Tomas Vokoun (SH)

**Were unsuccessful on a penalty shot...** March 24, 2016 vs. Dallas – Brad Richardson stopped by Kari Lehtonen

**Allowed a goal on a penalty shot...** January 4, 2017 at Vancouver – Brandon Sutter scored on Mike Smith

**Stopped the shooter on a penalty shot...** March 17, 2017 vs. St. Louis – Vladimir Tarasenko stopped by Mike Smith

**TRAILED AND WON/LED AND LOST**

**Trailed by two goals and won...** February 26, 2017 vs. Buffalo

**Trailed by three goals and won...** October 31, 2013 vs. Nashville

**Led by two goals and lost...** November 17, 2016 at Vancouver

**Led by three goals and lost...** November 25, 2014 vs. Colorado

**July 2016**

- 1 Signed forward Ryan White to a one-year contract
- Signed defenseman Jarred Tinordi to a one-year contract
- Signed defenseman Kevin Connauton to a two-year contract
- Signed defenseman Klas Dahlbeck to a one-year contract
- Signed defenseman Jamie McBain to a one-year contract
- Signed forward Jamie McGinn to a three-year contract
- Signed forward Garret Ross to a one-year contract
- Signed forward Chris Mueller to a one-year contract
- Signed goaltender Justin Peters to a one-year contract
- 12 Signed forward Shane Doan to a one-year contract
- 15 Signed forward Tyler Gaudet to a one-year contract
- 21 Signed forward Stefan Fournier to a one-year contract
- 23 Signed defenseman Luke Schenn to a two-year contract
- 28 Signed defenseman Michael Stone to a one-year contract
- Signed defenseman Connor Murphy to a six-year contract
- 29 Signed defenseman Jakob Chychrun to an entry-level contract

**August 2016**

- 16 Signed forward Radim Vrbata to a one-year contract
- 25 Acquired forwards Lawson Crouse & Dave Bolland from the Florida Panthers in exchange for a conditional third round draft choice in 2017 and Arizona's conditional second round draft choice in 2018.

**September 2016**

- 28 Assigned defenseman Jalen Smereck to Flint (OHL)
- Assigned forward Lane Pederson to Swift Current (WHL)
- Assigned defenseman Kyle Capobianco to Sudbury (OHL)
- Assigned forward Matia Marcantuoni to Tucson (AHL)

**October 2016**

- 2 Assigned defensemen Kyle Wood, Dysin Mayo and Justin Hache as well as forwards Henrik Samuelsson, Brendan Perlini, Ryan MacInnis, Conor Garland and Michael Bunting and goaltenders Adin Hill and Marek Langhamer to Tucson (AHL)
- Assigned forward Nick Merkley to Kelowna (WHL)
- 3 Assigned forwards Garret Ross, Chris Mueller, Tyler Gaudet and Craig Cunningham to Tucson (AHL)
- 4 Signed forward Tobias Rieder to a two-year contract
- 5 Signed defenseman Jalen Smereck to an entry-level contract
- 8 Assigned defensemen Dakota Mermis and Anthony DeAngelo as well as forward Christian Fischer to Tucson (AHL)
- 10 Assigned goaltender Justin Peters and forward Stefan Fournier to Tucson (AHL)
- 11 Placed defenseman Klas Dahlbeck on waivers
- 12 Signed forward Lane Pederson to an entry-level contract
- 17 Assigned defenseman Zbynek Michalek to Tucson (AHL)
- 19 Recalled goaltender Justin Peters from Tucson (AHL) on an emergency basis
- 22 Assigned defenseman Jarred Tinordi to Tucson (AHL)
- 25 Assigned defenseman Jamie McBain to Tucson (AHL)
- 31 Assigned forward Christian Dvorak to Tucson (AHL)
- Signed defenseman Kyle Capobianco to an entry-level contract

**November 2016**

- 2 Recalled forward Christian Dvorak from Tucson (AHL)
- 7 Recalled forward Tyler Gaudet and Anthony DeAngelo from Tucson (AHL)
- 9 Assigned forward Tyler Gaudet to Tucson (AHL)
- 15 Assigned forward Christian Dvorak and goaltender Justin Peters to Tucson (AHL)
- 19 Recalled forward Christian Dvorak from Tucson (AHL)
- 21 Assigned forward Dylan Strome to Erie (OHL)
- 25 Recalled goaltender Justin Peters from Tucson (AHL) on an emergency basis
- 26 Recalled forward Tyler Gaudet from Tucson (AHL) on an emergency basis
- 28 Assigned forward Tyler Gaudet to Tucson (AHL)

**December 2016**

- 1 Assigned goaltender Justin Peters to Tucson (AHL)
- 2 Recalled forward Tyler Gaudet from Tucson (AHL)
- 4 Recalled forward Brendan Perlini from Tucson (AHL)
- Assigned defenseman Anthony DeAngelo and forward Laurent Dauphin to Tucson (AHL)
- 9 Acquired forward Peter Holland from the Toronto Maple Leafs in exchange for a 2018 conditional draft choice
- 10 Recalled defenseman Anthony DeAngelo and forward Laurent Dauphin from Tucson (AHL)
- 11 Claimed forward Josh Jooris off waivers from the N.Y. Rangers
- Assigned forward Tyler Gaudet to Tucson (AHL)
- 13 Assigned forward Laurent Dauphin to Tucson (AHL)
- 30 Assigned defenseman Kevin Connauton to Tucson (AHL) on a conditioning loan

**January 2017**

- 1 Recalled defenseman Kevin Connauton from Tucson (AHL)
- 2 Claimed forward Alexander Burmistrov off waivers from the Winnipeg Jets
- 7 Recalled forward Laurent Dauphin from Tucson (AHL)
- 8 Assigned defenseman Anthony DeAngelo and forwards Brendan Perlini and Laurent Dauphin to Tucson (AHL)
- 12 Recalled forwards Laurent Dauphin and Brendan Perlini from Tucson (AHL)
- 19 Assigned forward Anthony Duclair to Tucson (AHL)
- 20 Recalled forward Christian Fischer from Tucson (AHL)
- Assigned forward Laurent Dauphin to Tucson (AHL)
- 27 Assigned forward Christian Fischer to Tucson (AHL)

**February 2017**

- 16 Recalled goaltender Marek Langhamer from Tucson (AHL) on an emergency basis
- 20 Acquired a third-round draft choice in the 2017 NHL Entry Draft and a conditional fifth-round draft choice in the 2018 NHL Entry Draft from the Calgary Flames in exchange for defenseman Michael Stone
- 21 Recalled defenseman Anthony DeAngelo from Tucson (AHL)
- 22 Assigned goaltender Marek Langhamer to Tucson (AHL)
- 24 Recalled goaltender Adin Hill from Tucson (AHL)
- 25 Assigned goaltender Adin Hill to Tucson (AHL)
- 26 Traded Martin Hanzal, Ryan White and a 2017 fourth round draft choice to Minnesota in exchange for a 2017 first round draft choice, a 2018 second round draft choice, a 2019 conditional fourth round draft choice and forward Grayson Downing
- 27 Acquired forward Teemu Pulkkinen from the Minnesota Wild in exchange for future considerations

**March 2017**

- 1 Assigned forward Brendan Perlini and defenseman Anthony DeAngelo to Tucson (AHL)
- Recalled forward Brendan Perlini and defenseman Anthony DeAngelo from Tucson (AHL)
- Recalled forward Anthony Duclair from Tucson (AHL)
- 19 Recalled defenseman Zbynek Michalek from Tucson (AHL)
- Recalled forward Laurent Dauphin from Tucson (AHL) on an emergency basis
- 21 Recalled forward Christian Fischer from Tucson (AHL)
- Assigned forward Laurent Dauphin to Tucson (AHL)
- 26 Signed forward Clayton Keller to an entry-level contract
- 31 Assigned forward Christian Fischer to Tucson (AHL)

**April 2017**

- 11 Signed forward Jens Looke to an entry-level contract
- 15 Signed goaltender Hunter Miska to an entry-level contract

**May 2017**

- 1 Signed defenseman Cam Dineen to any entry-level contract

Date(s)	Player	Classification	Game(s) Missed
Oct. 15-23	Jamie McGinn	Upper-Body	5 Games
Oct. 15-20	Michael Stone	Lower-Body	3 Games
Oct. 15	Kevin Connauton	Lower-Body	1 Game
Oct. 20-Nov. 12	Mike Smith	Lower-Body	12 Games
Oct. 29-Nov. 10	Michael Stone	Upper-Body	6 Games
Nov. 3-12	Martin Hanzal	Lower-Body	5 Games
Nov. 3	Tobias Rieder	Lower-Body	1 Game
Nov. 17	Tobias Rieder	Lower-Body	1 Game
Nov. 19	Lawson Crouse	Upper-Body	1 Game
Nov. 19- Apr. 8	Brad Richardson	Lower-Body	66 Games
Nov. 25- 30	Louis Domingue	Lower-Body	3 Games
Dec.10- Jan. 31	Max Domi	Upper-Body	23 games
Dec. 12-15	Connor Murphy	Upper- Body	3 Games
Dec. 23-Jan. 18	Ryan White	Lower-Body	11 Games
Dec. 23	Jakob Chychrun	Upper-Body	1 Game
Jan. 7	Martin Hanzal	Lower-Body	1 Game
Jan. 7- 14	Jordan Martinook	Upper-Body	3 Games
Jan. 21- 23	Jordan Martinook	Upper-Body	2 Games
Feb. 13- 23	Lawson Crouse	Upper-Body	6 Games
Feb. 16-20	Louis Domingue	Lower-Body	3 Games
Feb. 24	Mike Smith	Upper-Body	1 Game
Feb. 26	Alexander Burmistrov	Upper-Body	1 Game
Mar 2- 25	Alexander Burmistrov	Upper-Body	13 Games
Mar. 3- 31	Kevin Connauton	Upper-Body	15 Games
Mar. 18- 29	Shane Doan	Lower-Body	7 Games
Apr. 4.	Shane Doan	Lower- Body	1 Game
Apr. 4	Radim Vrbata	Lower-Body	1 Game

TEAM TOTAL MAN GAMES LOST TO INJURY: 196



PLAYER	MILESTONE	DATE
Alexander Burmistrov	300th career NHL game	Jan. 18 at WPG
Jakob Chychrun	1st career NHL game 1st career NHL assist 1st career NHL goal	Oct. 15 vs. PHI Oct. 15 vs. PHI Oct. 20 at MTL
Lawson Crouse	1st career NHL game 1st career NHL goal 1st career NHL assist	Oct. 15 vs. PHI Nov. 1 vs. SJS Dec. 10 vs. NSH
Anthony DeAngelo	1st career NHL game 1st career NHL goal 1st career NHL assist	Nov. 8 at COL Nov. 8 at COL Nov. 12 vs. BOS
Shane Doan	554th career assist for franchise record 1,500th career NHL game 400th career NHL goal	Dec. 8 vs. CGY Dec. 23 vs. TOR Dec. 23 vs. TOR
Max Domi	100th career NHL game	Nov. 25 vs. EDM
Anthony Duclair	100th career NHL game	Oct. 15 vs. PHI
Christian Dvorak	1st career NHL game 1st career NHL assist 1st career NHL goal	Oct. 15 vs. PHI Oct. 15 vs. PHI Nov. 3 vs. NSH
Oliver Ekman-Larsson	100th career NHL assist 200th career NHL point 400th career NHL game	Oct. 17 vs. BOS Feb. 22 at WSH Feb. 23 at TBL
Christian Fischer	1st career NHL game 1st career NHL goal	Jan. 21 vs. TBL Jan. 21 vs. TBL
Alex Goligoski	600th career NHL game 300th career NHL point	Jan. 4 at VAN Feb. 23 at CHI
Martin Hanzal	300th career NHL point 600th career NHL game	Dec. 29 vs. NYR Feb. 4 at SJS
Clayton Keller	1st career NHL game 1st career NHL assist	Mar. 27 at STL Mar. 29 vs. STL
Marek Langhamer	1st career NHL game	Feb. 20 vs. ANA
Jordan Martinook	100th career NHL game	Nov. 4 at ANA
Jamie McGinn	500th career NHL game 100th career NHL goal	Feb. 14 at EDM Feb. 26 vs. BUF
Connor Murphy	200th career NHL game	Nov. 27 at EDM
Brendan Perlini	1st career NHL game 1st career NHL goal 1st career NHL assist	Dec. 5 at CBJ Dec. 10 vs. NSH Dec. 15 at TOR
Brad Richardson	600th career NHL game	Nov. 1 vs. SJS
Tobias Rieder	200th career NHL game	Jan. 26 vs. VAN
Luke Schenn	600th career NHL game	Jan. 4 at VAN
Mike Smith	Set the franchise saves record (8,056) 300th career game with ARI 22nd shutout with ARI for franchise shutouts record 312th game with ARI for franchise games played record by a goalie	Feb. 2 vs. CHI Mar. 5 vs. CAR Mar. 13 vs. COL Apr. 8 vs. MIN
Michael Stone	300th career NHL game	Dec. 19 vs. CGY
Dylan Strome	1st career NHL game 1st career NHL assist	Oct. 18 at OTT Oct. 18 at OTT
Dave Tippett	1,000th career game as NHL Head Coach 600th career game as ARI Head Coach 500th career NHL win	Feb. 2 vs. LAK Feb. 24 at DAL Nov. 27 vs. CGY
Radim Vrbata	300th career NHL assist 300th point with ARI 600th career NHL point 1,000th career NHL game 500 games with ARI	Nov. 8 at COL Nov. 19 vs. SJS Feb. 26 vs. BUF Mar. 9 vs. OTT Mar. 20 at NSH

PLAYER	GP	EVEN-STRENGTH		POWER-PLAY		SHORTHANDED		TOTAL FACE-OFFS			
		W	L	W	L	W	L	W	L	TOT	FO%
Martin Hanzal	51	464	366	89	59	43	43	596	468	1064	56.0
Jordan Martinook	77	368	456	15	16	77	105	460	577	1037	44.4
Christian Dvorak	78	403	457	52	56	16	22	471	535	1006	46.8
Peter Holland	40	185	227	16	16	1	1	202	244	446	45.3
Josh Jooris	42	168	167	3	1	21	31	192	199	391	49.1
Alexander Burmistrov	26	120	148	5	12	0	5	125	165	290	43.1
Brad Richardson	16	96	84	1	3	24	22	121	109	230	52.6
Shane Doan	74	73	79	21	26	0	0	94	105	199	47.2
Laurent Dauphin	24	34	40	0	0	3	5	37	45	82	45.1
Ryan White	46	32	41	0	0	3	5	35	46	81	43.2
Dylan Strome	7	28	39	3	7	0	0	31	46	77	40.3
Radim Vrbata	81	7	23	10	7	0	0	17	30	47	36.2
Tyler Gaudet	4	12	16	0	0	2	5	14	21	35	40.0
Tobias Rieder	80	3	4	0	0	1	5	4	9	13	30.8
Max Domi	59	4	4	1	0	0	1	5	5	10	50.0
Anthony Duclair	58	4	4	0	0	0	0	4	4	8	50.0
Jamie McGinn	72	1	2	0	0	0	0	1	2	3	33.3
Brendan Perlini	57	1	1	0	0	0	0	1	1	2	50.0
Lawson Crouse	72	1	1	0	0	0	0	1	1	2	50.0
Teemu Pulkkinen	4	0	1	0	0	0	0	0	1	1	0.0
Clayton Keller	3	0	0	0	0	0	0	0	0	0	0.0
Christian Fischer	7	0	0	0	0	0	0	0	0	0	0.0

## 2016-17 TOTAL ICE TIME

PLAYER	GP	ES TOI	ES TOI/G	SH TOI	SH TOI/G	PP TOI	PP TOI/G	TOTAL TOI	TOI/G	SHIFTS	TOI/S	SFT/G
Oliver Ekman-Larsson	79	1,526:33	19:19	126:33	1:36	291:31	3:41	1,944:37	24:36	2,332	50.0	29.5
Alex Goligoski	82	1,532:32	18:41	202:02	2:27	178:26	2:10	1,913:00	23:19	2,356	49.0	28.7
Michael Stone	45	740:38	16:27	93:06	2:04	76:22	1:41	910:06	20:13	1,209	45.0	26.9
Connor Murphy	77	1,314:00	17:03	142:06	1:50	20:38	0:16	1,476:44	19:10	1,971	45.0	25.6
Martin Hanzal	51	728:23	14:16	67:57	1:19	151:25	2:58	947:45	18:35	1,228	46.0	24.1
Luke Schenn	78	1,232:08	15:47	174:38	2:14	1:03	0:00	1,407:49	18:02	1,919	44.0	24.6
Zbynek Michalek	3	49:04	16:21	3:55	1:18	0:00	0:00	52:59	17:39	68	47.0	22.7
Tobias Rieder	80	1,100:46	13:45	188:44	2:21	95:33	1:11	1,385:03	17:18	1,825	46.0	22.8
Anthony DeAngelo	39	569:04	14:35	2:08	0:03	95:28	2:26	666:40	17:05	815	49.0	20.9
Max Domi	59	844:06	14:18	6:33	0:06	151:13	2:33	1,001:52	16:58	1,233	49.0	20.9
Radim Vrbata	81	1,130:15	13:57	20:15	0:15	218:11	2:41	1,368:41	16:53	1,732	47.0	21.4
Jakob Chychrun	68	1,020:37	15:00	77:35	1:08	35:08	0:31	1,133:20	16:40	1,470	46.0	21.6
Jamie McBain	3	44:18	14:46	0:00	0:00	5:42	1:54	50:00	16:40	61	49.0	20.3
Jordan Martinook	77	1,006:11	13:04	171:59	2:14	29:08	0:22	1,207:18	15:40	1,686	43.0	21.9
Christian Dvorak	78	1,040:46	13:20	66:04	0:50	111:16	1:25	1,218:06	15:37	1,533	48.0	19.7
Alexander Burmistrov	26	335:32	12:54	11:39	0:26	53:18	2:03	400:29	15:24	487	49.0	18.7
Brad Richardson	16	210:07	13:07	32:24	2:01	3:01	0:11	245:32	15:20	339	43.0	21.2
Shane Doan	74	998:23	13:29	0:01	0:00	115:09	1:33	1,113:33	15:02	1,392	48.0	18.8
Brendan Perlini	57	744:13	13:03	2:27	0:02	99:07	1:44	845:47	14:50	1,034	49.0	18.1
Dylan Strome	7	81:15	11:36	0:10	0:01	14:22	2:03	95:47	13:41	130	44.0	18.6
Anthony Duclair	58	698:31	12:02	0:16	0:00	72:35	1:15	771:22	13:17	1,049	44.0	18.1
Josh Jooris	42	478:00	11:22	76:08	1:48	1:10	0:01	555:18	13:13	780	43.0	18.6
Jamie McGinn	72	877:43	12:11	0:15	0:00	70:28	0:58	948:26	13:10	1,284	44.0	17.8
Peter Holland	40	476:33	11:54	1:02	0:01	48:40	1:13	526:15	13:09	678	47.0	17
Kevin Connauton	24	290:04	12:05	19:45	0:49	5:21	0:13	315:10	13:07	443	43.0	18.5
Tyler Gaudet	4	42:53	10:43	9:04	2:16	0:00	0:00	51:57	12:59	71	44.0	17.8
Clayton Keller	3	32:51	10:57	0:00	0:00	5:09	1:43	38:00	12:40	51	45.0	17
Christian Fischer	7	84:44	12:06	1:33	0:13	0:00	0:00	86:17	12:19	115	45.0	16.4
Lawson Crouse	72	747:29	10:22	106:38	1:28	1:51	0:01	855:58	11:53	1,212	42.0	16.8
Ryan White	46	483:19	10:30	18:21	0:23	2:04	0:02	503:44	10:57	696	43.0	15.1
Laurent Dauphin	24	220:20	9:10	40:50	1:42	0:40	0:01	261:50	10:54	384	41.0	16
Teemu Pulkkinen	4	36:16	9:04	0:00	0:00	2:46	0:41	39:02	9:45	52	45.0	13



**SHANE SHOOTS, SHANE SCORES**

Shane Doan became the 93rd player in NHL history and 8th active player to score 400 goals when he scored a 2nd period goal vs. TOR on Dec. 23rd, 2016. Doan is also the 41st player to score 400 goals with one franchise. The Captain became just the 5th player to own his entire franchise's records (games played, goals, assists, points, game-winning goals, and power-play goals) when he broke the franchise assists record vs. CGY on Dec. 8, 2016. The other players are Ron Francis (CAR), Joe Sakic (COL), Rick Nash (CBJ) and Mike Modano (DAL).

**MARK IT DOAN**

Shane Doan became the 17th player in NHL history to play in 1,500 games vs. TOR on Dec. 23, 2016. Doan passed Steve Yzerman for 16th place on the NHL's all-time games played list (1,514 games) vs. LAK on Jan. 31, 2017 and passed Ray Bourque for fourth place on the NHL's all-time games played list with one franchise list on Feb. 11, 2017 vs. PIT. Doan is 1 of 9 players in NHL history to play at least 21 seasons with the same franchise.

**MOST GAMES PLAYED IN NHL HISTORY**

T14. John Bucyk: 1,540 Games  
T14. Shane Doan: 1,540 Games  
16. Brendan Shanahan: 1,524 Games

**MOST GAMES PLAYED WITH ONE FRANCHISE IN NHL HISTORY**

3. Alex Delvecchio: 1,549 Games played with DET  
4. Shane Doan: 1,540 Games played with ARI  
5. Ray Bourque: 1,518 Games played with BOS

**CZECH IT OUT!**

Radim Vrbata registered a team-high 10-game point streak (Feb. 11- 28; 4-8-12) which was tied as the 2nd-longest point streak in Coyotes history. At the time of his point streak, Vrbata was 1 of 7 players to have a point streak of 10 games or longer in the NHL. Vrbata's 10-game point streak was also a new career long (7 games from Jan. 24-Feb 11, 2012) and is the longest Coyotes point streak since Antoine Vermette had a 10-game point streak (Jan. 20- Feb. 8, 2014).

**HAKUNA VRBATA**

Radim Vrbata scored 20 goals for the 6th time in his career and led the team in scoring with 20-35-55. The veteran forward skated in his 1,000th career NHL game on Mar. 9, 2017 vs. OTT, becoming the 12th player in franchise history to skate in his 1000th game while playing with WPG/ARI and the first to do so since Steve Sullivan on Mar. 28, 2013. Vrbata also recorded his 600th career NHL point when he scored the GWG with 18 seconds left vs. BUF on Feb. 26, 2017. Vrbata currently ranks eighth in goals and 11th in points on the franchise's all-time scoring lists. He also has the third-most points in Coyotes history.

**MOST POINTS IN FRANCHISE HISTORY**

10. Morris Lukowich: 168-177-345 in 431 games  
11. Radim Vrbata: 157-186-343 in 509 games  
12. Fredrik Olausson: 86-249-335 in 496 games

**MOST GOALS IN FRANCHISE HISTORY**

6. Doug Smail: 189 goals in 691 games  
7. Morris Lukowich: 168 goals in 431 games  
8. Radim Vrbata: 157 goals in 509 games

**MOST POINTS IN COYOTES HISTORY**

1. Shane Doan: 955 points with ARI  
2. Jeremy Roenick: 379 points with ARI  
3. Radim Vrbata: 343 points with ARI

**ROUTE 41**

Mike Smith surpassed Nikolai Khabibulin and Ilya Bryzgalov (21 shutouts) for the most shutouts in franchise history with a 22 save performance vs. COL on Mar. 13, 2017. The All-Star netminder also passed Bob Essensa (8,055) for the most saves made in franchise history vs. CHI on Feb. 2, 2017. Smith passed Essensa (311 games) for the most games played in franchise history by a goalie vs. MIN on Apr. 8, 2017. He currently ranks third on the franchise's all-time wins list. Smith became the 43rd player and third goalie in franchise history (Nikolai Khabibulin in 1998, 1999 and Sean Burke in 2001, 2002) to be selected to represent the team in the All-Star game.

**MOST WINS BY A GOALIE IN FRANCHISE HISTORY**

1. Ilya Bryzgalov: 130 wins  
2. Bob Essensa: 129 wins  
3. Mike Smith: 128 wins

**SENSATIONAL SMITH**

Mike Smith set a career-high and a franchise record for saves in a game with 58 saves vs. CBJ, Dec. 3, 2016, surpassing his own previous franchise record of 54 saves vs. CBJ, Apr. 3, 2012. Smith's 58 saves were also the most saves in a game by any NHL goalie this season and it was only the fourth time in the last 25 years a goalie had 58 saves or more in a regular season game.

**GOALIES WITH 58 SAVES OR MORE IN LAST 25 YEARS**

Ron Tugnutt...70 saves...Mar. 21, 1991  
Ben Scrivens...59 saves...Jan. 29, 2014  
Dwayne Roloson...58 saves...Nov. 23, 2009  
Mike Smith...58 saves...Dec. 3, 2016

**HOW SWEDE IT IS**

Oliver Ekman-Larsson finished second on the Coyotes in scoring with 12-27-39 and led the team with eight power-play goals, which were second-most among NHL blueliners. Ekman-Larsson has scored 40 PPG's in his career which ties him with Fredrik Olausson for the most PPG's by a defenseman in franchise history. He also surpassed Olausson (86 goals) for the third-most goals by a defenseman in franchise history.

**MOST GOALS BY A DEFENSEMAN IN FRANCHISE HISTORY**

1. Teppo Numminen: 108 goals in 1,098 games  
2. Dave Ellett: 95 goals in 475 games  
3. Oliver Ekman-Larsson: 88 goals in 493 games

**MAXIMUM DOMINATION**

Max Domi finished the season third on the team in scoring (9-29-38) despite only playing in 59 games. The second-year forward has recorded 27-63-90 in 140 games through two seasons, which ties him with Peter Mueller for the most points in the first two years by a player starting his career in Arizona history. The Coyotes recorded a point in 21 of the 29 games that Domi collected a point in a game this season (16-8-5).

**60-60-GOLLY**

Alex Goligoski was fourth on the Coyotes with 6-30-36 and his 5-16-21 since February 2 tied him for the 8th-highest point total among NHL defensemen. The veteran blueliner is one of just four active defensemen to post eight consecutive 20 assist seasons (K. Yandle, R. Suter and D. Keith) and his 130 assists since the 2013-14 season are tied for the 19th-most among NHL defensemen. Goligoski skated in his 600th career NHL game on Jan. 4th, 2017 at VAN and was the only player to skate in all 82 games with the team this season. He has played in 164 consecutive games and 430 of his team's last 433 games.

**DVOTED IN THE CIRCLE**

Christian Dvorak finished the season with 471 FOW's which set a new Coyotes record for most FOW's in a season by a rookie. His 471 FOW's finished second among NHL rookies. Dvorak won a career-high 13 FOW's on four different occasions during a five-game stretch from March 11-18.

**MOST SINGLE-SEASON FACE-OFF WINS BY A COYOTES ROOKIE**

1. Christian Dvorak: 471 FOW's (46.8%) in 2016-17  
2. Martin Hanzal: 470 FOW's (46.1%) in 2007-08  
3. Trevor Letowski: 330 FOW's (47.7%) in 1999-00

**ONE SHINING MOMENT**

Anthony DeAngelo and Chrisitan Fischer became the 10th and 11th players in Coyotes history to score a goal in their NHL debut. Fischer also became the first player in franchise history to score a goal in each of his first 2 career NHL games and the third player in Coyotes history to score three goals in his first four career NHL games.

**COYOTES TO SCORE IN NHL DEBUT**

Ossi Vaananen vs. MIN – Oct. 7, 2000  
Keith Ballard vs. VAN – Oct. 5, 2005  
Yanick Lehoux vs. MIN – Nov. 8, 2005  
Daniel Winnik vs. STL – Oct. 4, 2007  
Brett MacLean vs. LAK – Dec. 29, 2010  
Connor Murphy vs. TBL – Nov. 16, 2013  
Justin Hodgman vs. FLA – Oct. 25, 2014  
Tobias Rieder at WSH – Nov. 2, 2014  
Max Domi at LAK – Oct. 9, 2015  
Anthony DeAngelo at COL – Nov. 8, 2016  
Christian Fischer vs. TBL – Jan. 21, 2017

**CHYCH CHING**

Jakob Chychrun was 1 of just 6 rookie defensemen to record a 3-point game this season when he recorded a career-high 1-2-3 vs. NJD on Mar. 11, 2017. Chychrun is also 1 of just 2 rookie blueliners to have multiple 2-game goal streaks in one season (Dave Ellett in 1984-85) and just the 6th time in franchise history it has happened including Chychrun's 2 this season. The Boca Raton, FL native's 7 goals were tied for the second most among first year NHL defensemen and his 7-13-20 ranked as the 3rd-highest point total by a rookie blueliner in Coyotes history.

**MOST SINGLE SEASON POINTS BY A ROOKIE DEFENSEMAN IN COYOTES HISTORY**

1. Keith Ballard: 8-31-39 in 2005-06  
2. Zbynek Michalek: 9-15-24 in 2005-06  
3. Jakob Chychrun: 7-13-20 in 2016-17

**THE SUNSHINE CHYCH**

Jakob Chychrun became the 1st rookie defenseman in franchise history to record a point in his 1st 3 career NHL games (1-2-3) when he registered an assist at NYI on Oct. 21. The native of Boca Raton, Florida also became the 5th native Floridian to score a NHL goal when he scored his 1st NHL goal at MTL on Oct. 20.

**SPRING CHYCH**

Jakob Chychrun, the 16th overall pick in the 2016 NHL Entry Draft, became the youngest player to make his NHL debut in Coyotes history (18 years, 198 days) and 3rd youngest in franchise history behind Ryan Stewart (18 years, 154 days) and Dale Hawerchuk (18 years and 185 days) vs PHI on Oct. 15. Chychrun also became the youngest player in Coyotes history to score his first career NHL goal. He became the first rookie defenseman in franchise history to record a point in his first three career NHL games (1-2-3) and became the fifth native Floridian to score a NHL goal when he scored his first NHL goal at Montreal on October 20, 2016.

**KELLER INSTINCT**

Clayton Keller picked up 2 assists in his first three career NHL games and finished his freshman season at Boston University as the team's leading scorer (21-24-45) in 31 games. He recorded at least 1 point in 28 of his team's 31 contests and recorded 15 multi-point games. Earlier in the year, Keller, the 7th overall pick in the 2016 Entry Draft, led Team USA to the gold medal at the 2017 World Junior Championships by scoring the 3rd-most points in the tournament (3-8-11).

**YOU ALWAYS REMEMBER YOUR FIRST**

Clayton Keller recorded his first career NHL point (assist) on Mar. 29, 2017 vs. STL to be the eighth player to record his first career NHL point this season (Jakob Chychrun, Lawson Crouse, Anthony DeAngelo, Christian Dvorak, Christian Fischer Clayton Keller, Brendan Perlini and Dylan Strome). It's the 1st time in franchise history that eight players recorded their first NHL point in the same season since the 1981-82 campaign. The Coyotes have tied an ARI record of playing 11 rookies in at least one game this season.

**BLUE MAN GROUP**

Rookie defensemen Jakob Chychrun and Anthony DeAngelo combined for 12 goals and are the only rookie blueliners to have at least 5 goals and 14 points each in the NHL this season. They are the first rookie defensemen teammates to have 5 goals apiece since 2013-14 when Hampus Lundholm and Sami Vatanen did so with Anaheim. The only time it has happened in Coyotes history is when Zbynek Michalek (9 goals) and Keith Ballard (8 goals) did so during the 2005-06 campaign.

**THE GREAT PEARL**

Brendan Perlini, the native of Guildford, Great Britain, became the first British-born rookie to have a multi-goal game on Jan. 13th vs. WPG since Steve Thomas (Stockport, U.K.) did so with TOR on Jan. 13, 1986. Perlini also became the first British-born player to score a NHL goal since Kevin Brown (Birmingham, U.K.) in 1994-95 with LAK.

**NOVEMBER SUCCESS**

ARI's 6-4-3 November record extends the Coyotes streak of winning at least 6 games in November to 11 straight seasons dating back to the 2005 season. November is the only month ARI has accomplished that feat. In addition, the Coyotes' 121 wins in November since the team moved from WPG are the most of any month.

**HOMEGROWN ROSTER**

The Coyotes had 16 players that they drafted play with the team at some point during the season and finished the 2016-17 campaign with 10 homegrown players on the current roster: Shane Doan (7th overall, 1995), Oliver Ekman-Larsson (6th overall, 2009), Louis Domingue (138th overall, 2010), Connor Murphy (20th overall, 2011), Jordan Martinook (58th overall, 2012), Max Domi (12th overall, 2013), Christian Dvorak (58th overall, 2014), Brendan Perlini (12th overall, 2014), Clayton Keller (7th overall, 2016), Jakob Chychrun (16th overall, 2016).

**MAY THE FORCE BE WITH YOU**

Luke Schenn finished the season 3rd in the NHL with 286 hits and was one of two players to have over 200 hits and 134 blocked shots. The veteran blueliner's 286 hits are Schenn's single season career-high and the most in a single season by an ARI player since hits were kept as a consistent stat during the 2005-06 season. Schenn entered the season averaging 221.6 hits per season and has led the League in hits on 3 different occasions since making his NHL debut in 2008.



## AMERICAN HOCKEY LEAGUE (AHL) REGULAR SEASON

Skater	Team	Pos.	GP	G	A	PTS	+ / -	PIM	Draft
MUELLER, Chris	Tucson	C	68	19	48	67	-4	48	Not Drafted
FISCHER, Christian	Tucson	RW	57	20	27	47	-17	28	2015 (2/32)
WOOD, Kyle	Tucson	D	68	14	29	43	-23	16	2014 (3/84) COL
MCBAIN, Jamie	Tucson	D	64	8	35	43	-28	48	2006 (2/63) CAR
DAUPHIN, Laurent	Tucson	C	38	17	11	28	-10	44	2013 (2/39)
BUNTING, Michael	Tucson	LW	67	13	15	28	-1	52	2014 (4/117)
GAUDET, Tyler	Tucson	C	62	6	16	22	-15	36	Not Drafted
PERLINI, Brendan	Tucson	LW	17	14	5	19	1	14	2014 (1/12)
MACINNIS, Ryan	Tucson	C	68	8	9	17	-21	50	2014 (2/43)
OLVER, Mark	Tucson	C	41	6	11	17	0	29	2010 (5/144) COL
DEANGELO, Anthony	Tucson	D	25	3	13	16	-2	31	2014 (1/19) TBL
MICHALEK, Zbynek	Tucson	D	43	6	8	14	-4	32	Not Drafted
GARLAND, Conor	Tucson	RW	55	5	9	14	-13	37	2015 (5/123)
CUNNINGHAM, Craig	Tucson	RW	11	4	9	13	-1	6	2010 (4/97) BOS
MERMIS, Dakota	Tucson	D	67	2	10	12	-17	75	Not Drafted
BURLON, Brandon	Tucson	D	33	3	8	11	-7	39	2008 (2/58)
TINORDI, Jarred	Tucson	D	64	1	10	11	-6	102	2010 (1/22)
MORIN, Jeremy	Tucson	RW	20	7	2	9	-1	23	2009 (2/45) ATL
SELLECK, Eric	Tucson	RW	46	5	4	9	-14	103	Not Drafted
WHITNEY, Joe	Tucson	LW	19	3	5	8	-7	8	Not Drafted
DUCLAIR, Anthony	Tucson	RW	16	1	7	8	-11	4	2013 (3/80) NYR
TROOCK, Branden	Tucson	RW	20	4	3	7	-7	11	2012 (5/134) DAL
MOROZ, Mitch	Tucson	LW	24	3	3	6	4	32	2012 (2/32) EDM
DOWNING, Grayson	Tucson	C	12	2	2	4	-3	4	Not Drafted
FOURNIER, Stefan	Tucson	RW	29	2	2	4	-1	95	Not Drafted
FEJES, Hunter	Tucson	C/LW	17	1	3	4	-1	19	2012 (6/178)
SPARKS, Lindsay	Tucson	RW	22	1	3	4	-2	12	Not Drafted
ROSS, Garret	Tucson	LW	27	1	3	4	-15	39	2012 (5/139) CHI
MUSIL, David	Tucson	D	13	0	4	4	-6	6	2011 (2/31) EDM
CHEEK, Trevor	Tucson	LW	23	0	4	4	-1	10	Not Drafted
SAMUELSSON, Henrik	Tucson	RW	20	2	1	3	0	16	2012 (1/27)
MAYO, Dysin	Tucson	D	25	1	2	3	-8	0	2014 (5/133)
SMERECK, Jalen	Tucson	D	2	1	1	2	1	0	Undrafted
COOPER, Mark	Tucson	RW	10	0	2	2	-3	4	Not Drafted
HACHE, Justin	Tucson	D	5	0	1	1	-2	9	2012 (7/208)
PETERS, Justin	Tucson	G	12	0	1	1	0	2	2004 (2/38) CAR
HILL, Adin	Tucson	G	40	0	1	1	0	8	2015 (3/76)
CAPOBIANCO, Kyle	Tucson	D	4	0	0	0	1	0	2015 (3/63)
MARCANTUONI, Matia	Tucson	C	7	0	0	0	1	6	2013 (4/92) PIT
RANFORD, Brendan	Tucson	LW	10	0	0	0	-3	4	2010 (7/209) PHI
LANGHAMER, Marek	Tucson	G	25	0	0	0	0	2	2012 (7/184)

Goaltender	Team	GP	GAA	SV%	Record	SO	GA	MIN	Draft
PETERS, Justin	Tucson	12	4.71	.868	5-6-0	0	41	590:23	2004 (2/38) CAR
HILL, Adin	Tucson	40	3.16	.906	16-14-6	1	118	2242:51	2015 (3/76)
LANGHAMER, Marek	Tucson	25	3.36	.902	8-11-2	0	71	1266:48	2012 (7/184)

## ECHL REGULAR SEASON

Skater	Team	Pos.	GP	G	A	PTS	+ / -	PIM	Draft
FEJES, Hunter	Rapid City	C/LW	48	18	20	38	-9	20	2012 (6/178)
MAYO, Dysin	Rapid City	D	25	1	15	16	-8	4	2014 (5/133)
HACHE, Justin	Rapid City	D	21	2	7	9	-5	22	2012 (7/208)

Goaltender	Team	GP	GAA	SV%	Record	SO	GA	MIN	Draft
LANGHAMER, Marek	Rapid City	7	2.72	.913	5-2-0	1	19	419	2012 (7/184)
HILL, Adin	Rapid City	5	3.59	.890	1-3-0	1	18	301	2015 (3/76)

## CANADIAN HOCKEY LEAGUE (CHL) REGULAR SEASON

Skater	Team	Pos.	GP	G	A	PTS	+ / -	PIM	Draft
STROME, Dylan	Erie (OHL)	C	35	22	53	75	36	18	2015 (1/3)
PEDERSON, Lane	Swift Current (WHL)	C	62	25	40	65	9	39	Not Drafted
MERKLEY, Nick	Kelowna (WHL)	RW	63	23	40	63	22	73	2015 (1/30)
SMERECK, Jalen	Flint (OHL)	D	60	9	36	45	10	62	Not Drafted
CAPOBIANCO, Kyle	Sudbury (OHL)	D	65	10	35	45	-20	66	2015 (3/63)
DINEEN, Cam	North Bay (OHL)	D	29	6	8	14	-2	8	2014 (5/133)

## CANADIAN HOCKEY LEAGUE (CHL) PLAYOFFS

Skater	Team	Pos.	GP	G	A	PTS	+ / -	PIM	Draft
STROME, Dylan	Erie (OHL)	C	22	14	20	34	10	14	2015 (1/3)
MERKLEY, Nick	Kelowna (WHL)	RW	17	6	13	19	10	22	2015 (1/30)
PEDERSON, Lane	Swift Current (WHL)	C	12	3	4	7	3	0	Not Drafted
SMERECK, Jalen	Flint (OHL)	D	5	1	2	3	-4	6	Not Drafted
CAPOBIANCO, Kyle	Sudbury (OHL)	D	6	0	3	3	1	10	2015 (3/63)

## NATIONAL COLLEGIATE ATHLETIC ASSOCIATION (NCAA) REGULAR SEASON

Skater	Team	Pos.	GP	G	A	PTS	+ / -	PIM	Draft
KELLER, Clayton	Boston (Hockey East)	C	31	21	24	45	15	26	2016 (1/7)
CLIFTON, Connor	Quinnipiac (ECAC)	D	39	7	7	14	-2	82	2013 (5/133)
WARREN, Brendan	Michigan (Big Ten)	LW	35	3	7	10	-6	16	2015 (3/81)
HOLLAND, Rhett	Michigan State (Big Ten)	D	33	3	5	8	3	57	2012 (4/102)
STEWART, Dean	Nebraska-Omaha (NCHC)	D	29	0	7	7	-7	14	2016 (7/188)
FIGL, Jared	Cornell University (ECAC)	LW	35	2	4	6	3	32	2014 (7/191)
SOLEWAY, Jedd	Wisconsin (Big Ten)	C	9	0	1	1	-4	2	2013 (7/193)

## UNITED STATES HOCKEY LEAGUE (USHL)

Skater	Team	Pos.	GP	G	A	PTS	+ / -	PIM	Draft
KUDLA, Patrick	Dubuque	D	58	8	30	38	14	71	2016 (5/158)

## SWEDISH LEAGUES REGULAR SEASON

Skater	Team	Pos.	GP	G	A	PTS	+ / -	PIM	Draft
KARLSSON, Anton	Frölunda HC (SHL)	RW	6	0	0	0	-1	0	2014 (3/87)
KARLSSON, Anton	IK Oskarshamn	RW	48	6	4	10	-6	16	2014 (3/87)
WESTLUND, David	Timra IK	D	11	0	1	1	3	8	2014 (6/163)
LOOKE, Jens	Timra IK	RW	46	8	8	16	-6	10	2015 (3/83)

## Goaltender

Team	GP	GAA	SV%	Record	SO	GA	MIN	Draft
IK Oskarshamn	22	2.52	.912	11-10-0	1	49	1165	2015 (7/183)

## WORLD JUNIOR CHAMPIONSHIP

Skater	Team	Pos.	GP	G	A	PTS	+ / -	PIM	Draft
KELLER, Clayton	USA	C	7	3	8	11	3	2	2016 (1/7)
STROME, Dylan	Canada	C	7	3	7	10	1	0	2015 (1/3)
LOOKE, Jens	Sweden	RW	7	1	1	2	2	0	2015 (3/83)





**WESTERN CONFERENCE**

**CENTRAL DIVISION**

TEAM	OVERALL	HOME	ROAD
Chicago Blackhawks	0-3-0	0-1-0	0-2-0
Colorado Avalanche	2-1-0	1-1-0	1-0-0
Dallas Stars	0-2-1	0-1-0	0-1-1
Minnesota Wild	0-3-0	0-1-0	0-2-0
Nashville Predators	2-1-0	2-0-0	0-1-0
St. Louis Blues	0-3-0	0-2-0	0-1-0
Winnipeg Jets	1-2-0	1-1-0	0-1-0
<b>Overall</b>	<b>5-15-1</b>	<b>4-7-0</b>	<b>1-8-1</b>

**PACIFIC DIVISION**

TEAM	OVERALL	HOME	ROAD
Anaheim Ducks	1-2-1	1-1-0	0-1-1
Calgary Flames	1-2-2	0-1-1	1-1-1
Edmonton Oilers	2-3-0	1-1-0	1-2-0
Los Angeles Kings	3-2-0	0-2-0	3-0-0
San Jose Sharks	3-1-1	2-1-0	1-0-1
Vancouver Canucks	2-2-1	2-1-0	0-1-1
<b>Overall</b>	<b>12-12-5</b>	<b>6-7-1</b>	<b>6-5-4</b>

**VS. WESTERN CONFERENCE**    **17-27-6**    **10-14-1**    **7-13-5**

**EASTERN CONFERENCE**

**ATLANTIC DIVISION**

TEAM	OVERALL	HOME	ROAD
Boston Bruins	0-2-0	0-1-0	0-1-0
Buffalo Sabres	1-1-0	1-0-0	0-1-0
Detroit Red Wings	1-0-1	0-0-1	1-0-0
Florida Panthers	1-1-0	1-0-0	0-1-0
Montreal Canadiens	0-1-1	0-0-1	0-1-0
Ottawa Senators	0-1-1	0-0-1	0-1-0
Tampa Bay Lightning	2-0-0	1-0-0	1-0-0
Toronto Maple Leafs	1-1-0	0-1-0	1-0-0
<b>Overall</b>	<b>6-7-3</b>	<b>3-2-3</b>	<b>3-5-0</b>

**METROPOLITAN DIVISION**

TEAM	OVERALL	HOME	ROAD
Carolina Hurricanes	1-1-0	0-1-0	1-0-0
Columbus Blue Jackets	0-1-1	0-0-1	0-1-0
New Jersey Devils	1-1-0	1-0-0	0-1-0
New York Islanders	1-1-0	1-0-0	0-1-0
New York Rangers	0-2-0	0-1-0	0-1-0
Philadelphia Flyers	2-0-0	1-0-0	1-0-0
Pittsburgh Penguins	1-1-0	1-0-0	0-1-0
Washington Capitals	1-1-0	1-0-0	0-1-0
<b>Overall</b>	<b>7-8-1</b>	<b>5-2-1</b>	<b>2-6-0</b>

**VS. EASTERN CONFERENCE**    **13-15-4**    **8-4-4**    **5-11-0**





ANAHEIM DUCKS

2016-17 SEASON SERIES - Won: 1 Lost: 2 OT: 1

LAST TIME VS THE DUCKS...

Last Home Win: February 20, 2017 (3-2)  
 Last Home Loss: January 14, 2017 (3-0)  
 Last Home Tie: February 23, 2004 (1-1)  
 Last Road Win: November 9, 2015 (4-3 OT)  
 Last Road Loss: January 6, 2017 (3-2 OT)  
 Last Road Tie: November 27, 2002 (2-2)

AT ARIZONA	COYOTES	DUCKS	ATTEND	GOALTENDERS	W. GOAL
Jan 14 '17	Coyotes 0	Ducks 3	12,015	Louis Domingue vs. Jonathan Bernier	Hampus Lindholm
Feb 20 '17	Coyotes 3	Ducks 2	14,554	Mike Smith, Marek Langhamer vs John Gibson, Jonathan Bernier	Radim Vrbata

AT ANAHEIM	COYOTES	DUCKS	ATTEND	GOALTENDERS	W. GOAL
Nov 04 '16	Coyotes 1	Ducks 5	16,405	Justin Peters, Louis Domingue vs. John Gibson	Rickard Rakell
Jan 06 '17 *	Coyotes 2	Ducks 3	15,415	Mike Smith vs. John Gibson	Ondrej Kase

\* - Overtime \*\* - Shootout

INDIVIDUAL SCORING

COYOTES	GP	G	A	P	+/	PIM	PP	SH	GW	GT	EN	S	S%
Christian Dvorak	4	1	1	2	-1	0	0	0	0	0	0	1	100.0
Jamie McGinn	4	1	1	2	-3	0	0	0	0	0	0	4	25.0
Radim Vrbata	4	1	1	2	-6	0	0	0	1	0	0	8	12.5
Tobias Rieder	4	0	2	2	1	2	0	0	0	0	0	5	0.0
Anthony Duclair	3	0	2	2	-1	2	0	0	0	0	0	3	0.0
Jakob Chychrun	4	1	0	1	-2	0	0	0	0	0	0	8	12.5
Oliver Ekman-Larsson	4	1	0	1	-3	0	1	0	0	0	0	4	25.0
Martin Hanzal	3	1	0	1	-1	0	0	0	0	0	0	8	12.5
Shane Doan	4	0	1	1	-1	2	0	0	0	0	0	3	0.0
Luke Schenn	4	0	1	1	0	2	0	0	0	0	0	3	0.0
Brendan Perlini	3	0	1	1	-2	2	0	0	0	0	0	4	0.0
Max Domi	2	0	1	1	-1	5	0	0	0	0	0	1	0.0
Ryan White	2	0	1	1	0	0	0	0	0	0	0	3	0.0
Alex Goligoski	4	0	0	0	-2	2	0	0	0	0	0	3	0.0
Connor Murphy	4	0	0	0	-4	0	0	0	0	0	0	6	0.0
Lawson Crouse	3	0	0	0	-1	2	0	0	0	0	0	4	0.0
Josh Jooris	3	0	0	0	-1	0	0	0	0	0	0	6	0.0
Jordan Martinook	3	0	0	0	0	2	0	0	0	0	0	6	0.0
Kevin Connauton	2	0	0	0	1	0	0	0	0	0	0	0	0.0
Peter Holland	2	0	0	0	-2	2	0	0	0	0	0	3	0.0
Michael Stone	2	0	0	0	-3	2	0	0	0	0	0	5	0.0
Alexander Burmistrov	1	0	0	0	1	0	0	0	0	0	0	1	0.0
Laurent Dauphin	1	0	0	0	0	0	0	0	0	0	0	1	0.0
Brad Richardson	1	0	0	0	0	0	0	0	0	0	0	1	0.0
Dylan Strome	1	0	0	0	-2	0	0	0	0	0	0	0	0.0

POWER PLAY: 1-9 11.1% / PENALTY KILLING: 8-9 88.9%

DUCKS	GP	G	A	P	+/-	PIM	PP	SH	GW	GT	EN	S	S%
Corey Perry	4	0	4	4	3	0	0	0	0	0	0	6	0.0
Rickard Rakell	4	2	1	3	2	0	0	0	1	0	0	7	28.6
Ryan Getzlaf	2	2	1	3	3	0	0	0	0	0	0	5	40.0
Ondrej Kase	4	1	2	3	4	0	0	0	1	0	0	8	12.5
Josh Manson	4	0	3	3	1	2	0	0	0	0	0	3	0.0
Ryan Kesler	4	1	1	2	1	9	0	0	0	0	1	10	10.0
Nick Ritchie	3	1	1	2	2	2	0	0	0	0	0	7	14.3
Antoine Vermette	3	1	1	2	3	0	0	0	0	0	0	7	14.3
Kevin Bieksa	4	1	0	1	1	2	1	0	0	0	0	9	11.1
Joseph Cramarossa	4	1	0	1	0	2	0	0	0	0	0	3	33.3
Jakob Silfverberg	4	1	0	1	0	0	0	0	0	0	0	11	9.1
Hampus Lindholm	3	1	0	1	3	2	0	0	1	0	0	4	25.0
Chris Wagner	2	1	0	1	1	0	0	0	0	0	0	6	16.7
Andrew Cogliano	4	0	1	1	-1	2	0	0	0	0	0	5	0.0
Cam Fowler	4	0	1	1	1	0	0	0	0	0	0	8	0.0
Sami Vatanen	4	0	1	1	5	2	0	0	0	0	0	6	0.0
Logan Shaw	3	0	1	1	1	0	0	0	0	0	0	2	0.0
Michael Sgarbossa	1	0	1	1	0	0	0	0	0	0	0	2	0.0
Jared Boll	2	0	0	0	1	0	0	0	0	0	0	0	0.0
Brandon Montour	2	0	0	0	0	0	0	0	0	0	0	6	0.0
Ryan Garbutt	1	0	0	0	0	0	0	0	0	0	0	2	0.0
Korbinian Holzer	1	0	0	0	0	0	0	0	0	0	0	2	0.0
Stefan Noesen	1	0	0	0	0	0	0	0	0	0	0	1	0.0
Clayton Stoner	1	0	0	0	2	0	0	0	0	0	0	3	0.0
Shea Theodore	1	0	0	0	1	2	0	0	0	0	0	1	0.0
Nate Thompson	1	0	0	0	0	0	0	0	0	0	0	2	0.0
Corey Tropp	1	0	0	0	-1	0	0	0	0	0	0	0	0.0

POWER PLAY: 1-9 11.1% / PENALTY KILLING: 8-9 88.9%

GOALTENDING

COYOTES	GP	Min	W-L-OT	SO	GA	SA	SV	GAA	SV%
Mike Smith	2	109	1-0-1	0	4	63	59	2.20	.937
Louis Domingue	2	78	0-2-0	0	5	43	38	3.85	.884
Marek Langhamer	1	16	0-0-0	0	1	8	7	3.87	.875
Justin Peters	1	40	0-0-0	0	2	12	10	3.00	.833

DUCKS	GP	Min	W-L-OT	SO	GA	SA	SV	GAA	SV%
John Gibson	3	163	2-0-0	0	3	59	56	1.11	.949
Jonathan Bernier	2	80	1-1-0	1	3	32	29	2.25	.906

GOALS BY PERIOD

COYOTES					DUCKS				
1	2	3	OT	TOT	1	2	3	OT	TOT
3	2	1	0	6	5	3	4	1	13

SHOTS BY PERIOD

COYOTES					DUCKS				
1	2	3	OT	TOT	1	2	3	OT	TOT
25	36	29	1	91	49	42	33	3	127

SEE RECORDS SECTION FOR "ALL TIME VS THE DUCKS" BREAKDOWN



## BOSTON BRUINS

2016-17 SEASON SERIES - Won: 0 Lost: 2 OT: 0

AT ARIZONA	COYOTES	BRUINS	ATTEND	GOALTENDERS	W. GOAL
Nov 12 '16	Coyotes 1	Bruins 2	16,531	Louis Domingue vs Tuukka Rask	David Pastrnak

AT BOSTON	COYOTES	BRUINS	ATTEND	GOALTENDERS	W. GOAL
Feb 28 '17	Coyotes 1	Bruins 4	17,565	Mike Smith, Louis Domingue vs Tuukka Rask	Riley Nash

\* - Overtime \*\* - Shootout

### LAST TIME VS THE BRUINS...

Last Home Win: October 19, 2009 (4-1)  
 Last Home Loss: November 12, 2016 (2-1)  
 Last Home Tie: October 16, 2001 (1-1)  
 Last Road Win: \*October 9, 2010 (5-2)  
 Last Road Loss: February 28, 2017 (4-1)  
 Last Road Tie: November 30, 2003 (3-3)

\*Game played at O2 Arena in Prague, CZE as part of the 2010 Compuware NHL Premiere Series

### INDIVIDUAL SCORING

COYOTES													BRUINS														
Player	GP	G	A	P	+/-	PIM	PP	SH	GW	GT	EN	S	S%	Player	GP	G	A	P	+/-	PIM	PP	SH	GW	GT	EN	S	S%
Radim Vrbata	2	1	1	2	-2	0	1	0	0	0	0	7	14.3	Brad Marchand	2	1	2	3	3	4	0	0	0	0	0	5	20.0
Peter Holland	1	1	0	1	-1	0	1	0	0	0	0	2	50.0	David Pastrnak	2	1	1	2	2	0	0	0	1	0	0	6	16.7
Anthony DeAngelo	2	0	1	1	-2	2	0	0	0	0	0	1	0.0	Patrice Bergeron	2	0	2	2	3	2	0	0	0	0	0	3	0.0
Oliver Ekman-Larsson	2	0	1	1	-3	0	0	0	0	0	0	5	0.0	David Krejci	2	0	2	2	2	2	0	0	0	0	0	0	0.0
Brendan Perlini	1	0	1	1	0	0	0	0	0	0	0	3	0.0	David Backes	2	1	0	1	3	4	0	0	0	0	0	3	33.3
Jakob Chychrun	2	0	0	0	-3	4	0	0	0	0	0	2	0.0	Colin Miller	2	1	0	1	1	15	0	0	0	0	0	2	50.0
Lawson Crouse	2	0	0	0	-2	0	0	0	0	0	0	2	0.0	Riley Nash	2	1	0	1	1	0	0	1	1	0	0	4	25.0
Shane Doan	2	0	0	0	-2	0	0	0	0	0	0	6	0.0	Ryan Spooner	2	1	0	1	2	0	0	0	0	0	0	3	33.3
Max Domi	2	0	0	0	-2	0	0	0	0	0	0	2	0.0	Zdeno Chara	2	0	1	1	2	0	0	0	0	0	0	4	0.0
Christian Dvorak	2	0	0	0	-1	2	0	0	0	0	0	2	0.0	Torey Krug	2	0	1	1	3	0	0	0	0	0	0	2	0.0
Alex Goligoski	2	0	0	0	-1	0	0	0	0	0	0	2	0.0	Brandon Carlo	2	0	0	0	2	5	0	0	0	0	0	1	0.0
Jordan Martinook	2	0	0	0	-2	0	0	0	0	0	0	2	0.0	Jimmy Hayes	2	0	0	0	0	0	0	0	0	0	0	2	0.0
Jamie McGinn	2	0	0	0	-1	0	0	0	0	0	0	6	0.0	Adam McQuaid	2	0	0	0	2	0	0	0	0	0	0	1	0.0
Connor Murphy	2	0	0	0	-1	0	0	0	0	0	0	3	0.0	Dominic Moore	2	0	0	0	0	0	0	0	0	0	0	4	0.0
Tobias Rieder	2	0	0	0	-1	0	0	0	0	0	0	3	0.0	Tim Schaller	2	0	0	0	0	0	0	0	0	0	0	1	0.0
Alexander Burmistrov	1	0	0	0	-1	0	0	0	0	0	0	0	0.0	Matt Beleskey	1	0	0	0	0	0	0	0	0	0	0	2	0.0
Laurent Dauphin	1	0	0	0	0	0	0	0	0	0	0	2	0.0	Peter Cehlarik	1	0	0	0	1	0	0	0	0	0	0	1	0.0
Anthony Duclair	1	0	0	0	0	0	0	0	0	0	0	1	0.0	Austin Czarnik	1	0	0	0	0	0	0	0	0	0	0	3	0.0
Josh Jooris	1	0	0	0	-2	0	0	0	0	0	0	2	0.0	John-Michael Liles	1	0	0	0	0	0	0	0	0	0	0	1	0.0
Brad Richardson	1	0	0	0	-1	5	0	0	0	0	0	0	0.0	Kevan Miller	1	0	0	0	2	2	0	0	0	0	0	4	0.0
Luke Schenn	1	0	0	0	-1	0	0	0	0	0	0	0	0.0	Frank Vatrano	1	0	0	0	0	0	0	0	0	0	0	2	0.0
Michael Stone	1	0	0	0	-1	0	0	0	0	0	0	1	0.0														
Ryan White	1	0	0	0	0	0	0	0	0	0	0	1	0.0														

POWER PLAY: 2-7 28.6% / PENALTY KILLING: 2-2 100.0%

### GOALTENDING

COYOTES										BRUINS									
Goalie	GP	Min	W-L-OT	SO	GA	SA	SV	GAA	SV%	Goalie	GP	Min	W-L-OT	SO	GA	SA	SV	GAA	SV%
Louis Domingue	2	79	0-1-0	0	2	40	38	1.52	.950	Tuukka Rask	2	120	2-0-0	0	2	55	53	1.00	.964
Mike Smith	1	40	0-1-0	0	4	14	10	6.00	.714										

### GOALS BY PERIOD

COYOTES					BRUINS				
1	2	3	OT	TOT	1	2	3	OT	TOT
0	1	1	0	2	1	5	0	0	6

### SHOTS BY PERIOD

COYOTES					BRUINS				
1	2	3	OT	TOT	1	2	3	OT	TOT
17	16	22	0	55	18	18	18	0	54

SEE RECORDS SECTION FOR "ALL TIME VS THE BRUINS" BREAKDOWN



**BUFFALO SABRES**

2016-17 SEASON SERIES - Won: 1 Lost: 1 OT: 0

AT ARIZONA	COYOTES	SABRES	ATTEND	GOALTENDERS	W. GOAL
Feb 26 '17	Coyotes 3	Sabres 2	13,432	Louis Domingue vs Anders Nilsson	Radim Vrbata

AT BUFFALO	COYOTES	SABRES	ATTEND	GOALTENDERS	W. GOAL
Mar 2 '17	Coyotes 3	Sabres 6	18, 116	Mike Smith vs Robin Lehner	Evander Kane

\* - Overtime \*\* - Shootout

**LAST TIME VS THE SABRES...**

- Last Home Win: February 26, 2017 (3-2)
- Last Home Loss: January 18, 2016 (2-1)
- Last Home Tie: February 26, 1982 (4-4)
- Last Road Win: March 26, 2015 (4-3 OT)
- Last Road Loss: March 2, 2017 (6-3)
- Last Road Tie: October 11, 1999 (2-2)

**INDIVIDUAL SCORING**

COYOTES													SABRES															
Player	GP	G	A	P	+/	PIM	PP	SH	GW	GT	EN	S	S%	Player	GP	G	A	P	+/-	PIM	PP	SH	GW	GT	EN	S	S%	
Max Domi	2	1	2	3	1	4	0	0	0	0	0	5	20.0	Jack Eichel	2	2	3	5	1	2	1	0	0	0	10	20.0		
Alex Goligoski	2	1	1	2	0	0	0	0	0	0	0	1	100.0	Ryan O'Reilly	2	1	2	3	1	0	1	0	0	0	0	2	50.0	
Tobias Rieder	2	1	1	2	0	0	0	1	0	0	0	3	33.3	Marcus Foligno	2	2	0	2	1	0	0	1	0	0	1	6	33.3	
Radim Vrbata	2	1	1	2	1	0	0	0	1	0	0	4	25.0	Sam Reinhart	2	1	1	2	0	0	0	0	0	0	1	8	12.5	
Jamie McGinn	2	1	0	1	0	0	0	0	0	0	0	6	16.7	Jake McCabe	2	0	2	2	2	0	0	0	0	0	0	0	4	0.0
Teemu Pulkkinen	1	1	0	1	0	2	0	0	0	0	0	3	33.3	Kyle Okposo	2	0	2	2	-3	2	0	0	0	0	0	0	2	0.0
Jakob Chychrun	2	0	1	1	0	0	0	0	0	0	0	0	0.0	Evander Kane	2	1	0	1	1	4	0	0	1	0	0	9	11.1	
Christian Dvorak	2	0	1	1	0	0	0	0	0	0	0	4	0.0	Evan Rodrigues	2	1	0	1	1	0	0	0	0	0	0	7	14.3	
Oliver Ekman-Larsson	2	0	1	1	0	0	0	0	0	0	0	4	0.0	Cody Franson	2	0	1	1	0	0	0	0	0	0	0	1	0.0	
Josh Jooris	2	0	1	1	0	0	0	0	0	0	0	3	0.0	Josh Gorges	2	0	1	1	2	0	0	0	0	0	0	3	0.0	
Kevin Connauton	2	0	0	0	0	0	0	0	0	0	0	2	0.0	Rasmus Ristolainen	2	0	1	1	3	0	0	0	0	0	0	7	0.0	
Lawson Crouse	2	0	0	0	0	2	0	0	0	0	0	2	0.0	Justin Bailey	2	0	0	0	-1	0	0	0	0	0	0	0	0.0	
Shane Doan	2	0	0	0	-2	0	0	0	0	0	0	4	0.0	Zach Bogosian	2	0	0	0	-3	0	0	0	0	0	0	3	0.0	
Peter Holland	2	0	0	0	-1	0	0	0	0	0	0	3	0.0	Tyler Ennis	2	0	0	0	-1	0	0	0	0	0	0	1	0.0	
Jordan Martinook	2	0	0	0	2	2	0	0	0	0	0	1	0.0	Brian Gionta	2	0	0	0	-1	0	0	0	0	0	0	5	0.0	
Connor Murphy	2	0	0	0	0	0	0	0	0	0	0	4	0.0	Zemgus Girgensons	2	0	0	0	-1	4	0	0	0	0	0	3	0.0	
Brendan Perlini	2	0	0	0	-4	2	0	0	0	0	0	1	0.0	Dmitry Kulikov	2	0	0	0	-3	0	0	0	0	0	0	2	0.0	
Luke Schenn	2	0	0	0	1	0	0	0	0	0	0	1	0.0	Matt Moulson	2	0	0	0	-1	0	0	0	0	0	0	1	0.0	
Anthony DeAngelo	1	0	0	0	0	0	0	0	0	0	0	0	0.0															

POWER PLAY: 0-5 0.0% / PENALTY KILLING: 3-5 60.0%

POWER PLAY: 2-5 40.0% / PENALTY KILLING: 5-5 100.0%

**GOALTENDING**

COYOTES											SABRES										
Goalie	GP	Min	W-L-OT	SO	GA	SA	SV	GAA	SV%		Goalie	GP	Min	W-L-OT	SO	GA	SA	SV	GAA	SV%	
Louis Domingue	1	60	1-0-0	0	2	33	31	2.00	.939		Robin Lehner	1	60	1-0-0	0	3	22	19	3.00	.864	
Mike Smith	1	59	0-1-0	0	4	39	35	4.08	.897		Anders Nilsson	1	60	0-1-0	0	3	29	26	3.02	.897	

**GOALS BY PERIOD**

COYOTES					SABRES				
1	2	3	OT	TOT	1	2	3	OT	TOT
1	1	4	0	6	2	3	3	0	8

**SHOTS BY PERIOD**

COYOTES					SABRES				
1	2	3	OT	TOT	1	2	3	OT	TOT
12	15	24	0	51	24	26	24	0	74

SEE RECORDS SECTION FOR "ALL TIME VS THE SABRES" BREAKDOWN





## CALGARY FLAMES

2016-17 SEASON SERIES - Won: 1 Lost: 2 OT: 2

AT ARIZONA	COYOTES	FLAMES	ATTEND	GOALTENDERS	W. GOAL
Dec 8 '16*	Coyotes 2	Flames 4	12,192	Mike Smith vs Brian Elliott	Kris Versteeg
Dec 19 '16	Coyotes 1	Flames 2	10,210	Mike Smith vs Chad Johnson	Dougie Hamilton

### LAST TIME VS THE FLAMES...

Last Home Win: February 12, 2016 (4-1)  
 Last Home Loss: December 19, 2016 (4-2)  
 Last Home Tie: February 2, 1999 (2-2)  
 Last Road Win: February 13, 2017 (5-0)  
 Last Road Loss: December 31, 2016 (4-2)  
 Last Road Tie: October 24, 2000 (2-2)

AT CALGARY	COYOTES	FLAMES	ATTEND	GOALTENDERS	W. GOAL
Nov 16 '16 *	Coyotes 1	Flames 2	18,202	Mike Smith vs Chad Johnson	Michael Frolik
Dec 31 '16	Coyotes 2	Flames 4	19,289	Louis Domingue vs Brian Elliott	Lance Bouma
Feb 13 '17	Coyotes 5	Flames 0	18,486	Mike Smith vs Brian Elliott, Chad Johnson	Martin Hanzal

\* - Overtime \*\* - Shootout

### INDIVIDUAL SCORING

COYOTES												
Player	GP	G	A	P	+/-	PIM	PP	SH	GW	GT	EN	S %
Christian Dvorak	4	3	3	6	6	2	0	0	0	0	4	75.0
Ryan White	4	2	1	3	3	19	0	0	0	0	3	66.7
Jordan Martinook	5	1	2	3	3	2	0	0	0	0	8	12.5
Shane Doan	5	0	3	3	4	8	0	0	0	0	7	0.0
Martin Hanzal	5	2	0	2	2	0	0	1	0	0	8	25.0
Max Domi	3	1	1	2	1	7	0	0	0	0	5	20.0
Brendan Perlini	3	1	1	2	1	0	0	0	0	0	5	20.0
Oliver Ekman-Larsson	5	0	2	2	4	2	0	0	0	0	11	0.0
Luke Schenn	5	0	2	2	6	2	0	0	0	0	8	0.0
Tobias Rieder	5	1	0	1	0	2	0	0	0	0	9	11.1
Radim Vrbata	5	0	1	1	1	0	0	0	0	0	20	0.0
Connor Murphy	4	0	1	1	1	9	0	0	0	0	3	0.0
Josh Jooris	2	0	1	1	2	2	0	0	0	0	4	0.0
Alex Goligoski	5	0	0	0	-2	2	0	0	0	0	8	0.0
Jamie McGinn	5	0	0	0	1	7	0	0	0	0	7	0.0
Michael Stone	5	0	0	0	1	0	0	0	0	0	2	0.0
Lawson Crouse	4	0	0	0	-2	4	0	0	0	0	2	0.0
Anthony Duclair	4	0	0	0	-2	8	0	0	0	0	5	0.0
Jakob Chychrun	3	0	0	0	2	4	0	0	0	0	2	0.0
Kevin Connauton	2	0	0	0	1	0	0	0	0	0	2	0.0
Anthony DeAngelo	2	0	0	0	-1	10	0	0	0	0	6	0.0
Peter Holland	2	0	0	0	-2	0	0	0	0	0	6	0.0
Alexander Burmistrov	1	0	0	0	0	0	0	0	0	0	2	0.0
Laurent Dauphin	1	0	0	0	-1	0	0	0	0	0	0	0.0
Brad Richardson	1	0	0	0	-1	0	0	0	0	0	0	0.0

FLAMES													
Player	GP	G	A	P	+/-	PIM	PP	SH	GW	GT	EN	S %	
Michael Frolik	5	2	2	4	-2	6	1	0	1	0	0	14	14.3
Matthew Tkachuk	5	1	3	4	-3	8	0	0	0	0	0	11	9.1
Dougie Hamilton	5	1	2	3	-2	2	0	0	1	0	0	12	8.3
Kris Versteeg	3	1	2	3	0	2	1	0	1	0	0	10	10.0
Johnny Gaudreau	4	0	3	3	0	0	0	0	0	0	0	8	0.0
Mikael Backlund	5	2	0	2	1	0	2	0	0	0	0	11	18.2
TJ Brodie	5	1	1	2	-3	2	0	0	0	0	1	6	16.7
Mark Giordano	5	1	1	2	-2	2	1	0	0	0	0	5	20.0
Troy Brouwer	4	1	1	2	0	0	1	0	0	0	0	6	16.7
Sean Monahan	5	0	2	2	-2	2	0	0	0	0	0	15	0.0
Dennis Wideman	5	1	0	1	-1	2	0	0	0	0	0	7	14.3
Lance Bouma	2	1	0	1	1	9	0	0	1	0	0	5	20.0
Matt Stajan	5	0	1	1	-2	2	0	0	0	0	0	2	0.0
Sam Bennett	5	0	0	0	-2	2	0	0	0	0	0	10	0.0
Alex Chiasson	5	0	0	0	-2	2	0	0	0	0	0	6	0.0
Deryk Engelland	5	0	0	0	-3	7	0	0	0	0	0	5	0.0
Micheal Ferland	5	0	0	0	-3	5	0	0	0	0	0	3	0.0
Garnet Hathaway	5	0	0	0	-2	5	0	0	0	0	0	6	0.0
Jyrki Jokipakka	3	0	0	0	0	0	0	0	0	0	0	2	0.0
Brett Kulak	2	0	0	0	-1	0	0	0	0	0	0	2	0.0
Freddie Hamilton	1	0	0	0	0	0	0	0	0	0	0	1	0.0
Linden Vey	1	0	0	0	-1	0	0	0	0	0	0	0	0.0

POWER PLAY: 0-16 00.0% / PENALTY KILLING: 16-22 72.7%

POWER PLAY: 6-22 27.3% / PENALTY KILLING: 16-16 100.0%

### GOALTENDING

COYOTES									
Goalie	GP	Min	W-L-OT	SO	GA	SA	SV	GAA	SV%
Mike Smith	4	241	1-1-2	1	7	122	115	1.74	.943
Louis Domingue	1	58	0-1-0	0	4	24	20	4.11	.833

FLAMES									
Goalie	GP	Min	W-L-OT	SO	GA	SA	SV	GAA	SV%
Brian Elliott	3	140	2-0-0	0	5	65	60	2.14	.923
Chad Johnson	3	161	2-1-0	0	6	72	66	2.23	.917

### GOALS BY PERIOD

COYOTES					FLAMES				
1	2	3	OT	TOT	1	2	3	OT	TOT
3	5	3	0	11	5	1	4	2	12

### SHOTS BY PERIOD

COYOTES					FLAMES				
1	2	3	OT	TOT	1	2	3	OT	TOT
50	47	39	1	137	49	48	47	3	147

SEE RECORDS SECTION FOR "ALL TIME VS THE FLAMES" BREAKDOWN



**CAROLINA HURRICANES**

2016-17 SEASON SERIES - Won: 1 Lost: 1 OT: 0

**LAST TIME VS THE HURRICANES...**

Last Home Win: December 3, 2005 (8-4)  
 Last Home Loss: March 5, 2017 (2-1)  
 Last Home Tie: March 15, 1999 (5-5)  
 Last Road Win: March 3, 2017 (4-2)  
 Last Road Loss: December 6, 2015 (5-4)  
 Last Road Tie: December 5, 1997 (2-2)

AT ARIZONA	COYOTES	HURRICANES	ATTEND	GOALTENDERS	W. GOAL
Mar 05 '17	Coyotes 1	Hurricanes 2	10,224	Mike Smith vs Eddie Lack	Derek Ryan

AT CAROLINA	COYOTES	HURRICANES	ATTEND	GOALTENDERS	W. GOAL
Mar 03 '17	Coyotes 4	Hurricanes 2	10,827	Louis Domingue vs Cam Ward	Jordan Martinook

\* - Overtime \*\* - Shootout

**INDIVIDUAL SCORING**

**COYOTES**

Player	GP	G	A	P	+/-	PIM	PP	SH	GW	GT	EN	S	S%
Shane Doan	2	1	2	3	2	2	1	0	0	0	1	5	20.0
Christian Dvorak	2	1	0	1	0	0	0	0	0	0	0	4	25.0
Alex Goligoski	2	1	0	1	-1	0	0	0	0	0	0	2	50.0
Peter Holland	2	1	0	1	1	2	0	0	0	0	0	2	50.0
Jordan Martinook	2	1	0	1	0	2	0	0	1	0	0	3	33.3
Max Domi	2	0	1	1	-1	2	0	0	0	0	0	4	0.0
Anthony Duclair	2	0	1	1	1	0	0	0	0	0	0	1	0.0
Tobias Rieder	2	0	1	1	-2	0	0	0	0	0	0	6	0.0
Luke Schenn	2	0	1	1	1	2	0	0	0	0	0	2	0.0
Radim Vrbata	2	0	1	1	-1	0	0	0	0	0	0	4	0.0
Jakob Chychrun	2	0	0	0	0	0	0	0	0	0	0	2	0.0
Lawson Crouse	2	0	0	0	1	0	0	0	0	0	0	1	0.0
Anthony DeAngelo	2	0	0	0	-1	0	0	0	0	0	0	3	0.0
Oliver Ekman-Larsson	2	0	0	0	0	0	0	0	0	0	0	2	0.0
Josh Jooris	2	0	0	0	-2	0	0	0	0	0	0	3	0.0
Jamie McGinn	2	0	0	0	-1	0	0	0	0	0	0	1	0.0
Connor Murphy	2	0	0	0	1	0	0	0	0	0	0	1	0.0
Brendan Perlini	2	0	0	0	2	2	0	0	0	0	0	2	0.0

POWER PLAY: 1-6 16.7% / PENALTY KILLING: 4-4 100.0%

**HURRICANES**

Player	GP	G	A	P	+/-	PIM	PP	SH	GW	GT	EN	S	S%
Teuvo Teravainen	2	1	1	2	2	0	0	0	0	0	0	6	16.7
Jaccob Slavin	2	0	2	2	3	0	0	0	0	0	0	4	0.0
Derek Ryan	2	1	0	1	1	0	0	0	1	0	0	4	25.0
Jordan Staal	2	1	0	1	1	2	0	0	0	0	0	6	16.7
Lee Stempniak	2	1	0	1	2	0	0	0	0	0	0	6	16.7
Phillip Di Giuseppe	2	0	1	1	1	0	0	0	0	0	0	6	0.0
Jay McClement	2	0	1	1	-1	0	0	0	0	0	0	1	0.0
Victor Rask	2	0	1	1	-1	0	0	0	0	0	0	5	0.0
Jeff Skinner	2	0	1	1	1	4	0	0	0	0	0	2	0.0
Sebastian Aho	2	0	0	0	0	2	0	0	0	0	0	4	0.0
Patrick Brown	2	0	0	0	-3	0	0	0	0	0	0	2	0.0
Justin Faulk	2	0	0	0	2	6	0	0	0	0	0	3	0.0
Noah Hanifin	2	0	0	0	0	0	0	0	0	0	0	2	0.0
Elias Lindholm	2	0	0	0	-1	0	0	0	0	0	0	4	0.0
Ryan Murphy	2	0	0	0	-2	0	0	0	0	0	0	5	0.0
Joakim Nordstrom	2	0	0	0	-2	0	0	0	0	0	0	3	0.0
Brett Pesce	2	0	0	0	0	0	0	0	0	0	0	3	0.0
Klas Dahlbeck	1	0	0	0	-2	0	0	0	0	0	0	1	0.0
Matt Tennyson	1	0	0	0	-1	0	0	0	0	0	0	2	0.0

POWER PLAY: 0-4 0.0% / PENALTY KILLING: 5-6 83.3%

**GOALTENDING**

**COYOTES**

Goalie	GP	Min	W-L-OT	SO	GA	SA	SV	GAA	SV%
Louis Domingue	1	60	1-0-0	0	2	34	32	2.00	.941
Mike Smith	1	59	0-1-0	0	2	35	33	2.04	.943

**HURRICANES**

Goalie	GP	Min	W-L-OT	SO	GA	SA	SV	GAA	SV%
Eddie Lack	1	60	1-0-0	0	1	26	25	1.00	.962
Cam Ward	1	58	0-1-0	0	3	21	18	3.08	.857

**GOALS BY PERIOD**

COYOTES					HURRICANES				
1	2	3	OT	TOT	1	2	3	OT	TOT
2	1	2	0	5	1	2	1	0	4

**SHOTS BY PERIOD**

COYOTES					HURRICANES				
1	2	3	OT	TOT	1	2	3	OT	TOT
17	19	12	0	48	26	23	20	0	69

SEE RECORDS SECTION FOR "ALL TIME VS THE HURRICANES" BREAKDOWN



## CHICAGO BLACKHAWKS

2016-17 SEASON SERIES - Won: 0 Lost: 3 OT: 0

AT ARIZONA	COYOTES	BLACKHAWKS	ATTEND	GOALTENDERS	W. GOAL
Feb 2 '17	Coyotes 3	Blackhawks 4	17,125	Mike Smith vs Corey Crawford	Artemi Panarin
AT CHICAGO	COYOTES	BLACKHAWKS	ATTEND	GOALTENDERS	W. GOAL
Dec 6 '16	Coyotes 0	Blackhawks 4	21,327	Mike Smith vs Scott Darling	Artem Anisimov
Feb 23 '17	Coyotes 3	Blackhawks 6	21,781	Mike Smith vs Corey Crawford	Michal Rozsival

\* - Overtime \*\* - Shootout

### LAST TIME VS THE BLACKHAWKS...

Last Home Win: February 7, 2014 (2-0)  
 Last Home Loss: February 2, 2017 (4-3)  
 Last Home Tie: October 28, 2003 (2-2)  
 Last Road Win: February 9, 2015 (3-2 SO)  
 Last Road Loss: February 23, 2017 (6-3)  
 Last Road Tie: March 21, 2004 (2-2)

### INDIVIDUAL SCORING

COYOTES														BLACKHAWKS													
Player	GP	G	A	P	+/-	PIM	PP	SH	GW	GT	EN	S	S%	Player	GP	G	A	P	+/-	PIM	PP	SH	GW	GT	EN	S	S%
Christian Dvorak	3	1	1	2	-1	0	0	0	0	0	0	5	20.0	Patrick Kane	3	4	2	6	3	0	1	0	0	0	0	12	33.3
Brendan Perlini	3	1	1	2	-1	4	0	0	0	0	0	8	12.5	Marian Hossa	3	3	1	4	1	0	1	0	0	0	0	9	33.3
Radim Vrbata	3	1	1	2	-2	0	0	0	0	0	0	6	16.7	Ryan Hartman	3	2	2	4	3	0	0	0	0	0	0	10	20.0
Alex Goligoski	3	0	2	2	-2	2	0	0	0	0	0	4	0.0	Artem Anisimov	3	1	2	3	1	2	1	0	1	0	0	2	50.0
Alexander Burmistrov	2	0	2	2	0	2	0	0	0	0	0	5	0.0	Artemi Panarin	3	1	2	3	2	2	0	0	1	0	0	7	14.3
Jakob Chychrun	3	1	0	1	-3	0	0	0	0	0	0	5	20.0	Brent Seabrook	3	0	3	3	1	0	0	0	0	0	0	2	0.0
Oliver Ekman-Larsson	3	1	0	1	-1	2	1	0	0	0	0	5	20.0	Jonathan Toews	2	0	3	3	1	2	0	0	0	0	0	3	0.0
Ryan White	3	1	0	1	-1	0	0	0	0	0	0	4	25.0	Nick Schmaltz	2	1	1	2	1	0	0	0	0	0	0	2	50.0
Shane Doan	3	0	1	1	-2	4	0	0	0	0	0	4	0.0	Duncan Keith	3	0	2	2	-2	0	0	0	0	0	0	2	0.0
Max Domi	3	0	1	1	-1	0	0	0	0	0	0	5	0.0	Richard Panik	3	0	2	2	2	8	0	0	0	0	0	3	0.0
Martin Hanzal	3	0	1	1	-1	0	0	0	0	0	0	4	0.0	Dennis Rasmussen	3	1	0	1	1	0	0	0	0	0	0	4	25.0
Tobias Rieder	3	0	1	1	-1	0	0	0	0	0	0	1	0.0	Michal Rozsival	1	1	0	1	0	0	0	0	1	0	0	1	100.0
Michael Stone	2	0	1	1	-2	2	0	0	0	0	0	8	0.0	Niklas Hjalmarsson	3	0	1	1	2	2	0	0	0	0	0	1	0.0
Jordan Martinook	3	0	0	0	-3	2	0	0	0	0	0	4	0.0	Trevor van Riemsdyk	3	0	1	1	3	0	0	0	0	0	0	3	0.0
Jamie McGinn	3	0	0	0	-2	2	0	0	0	0	0	4	0.0	Andrew Desjardins	2	0	1	1	0	9	0	0	0	0	0	2	0.0
Connor Murphy	3	0	0	0	-1	0	0	0	0	0	0	3	0.0	Tanner Kero	2	0	1	1	1	0	0	0	0	0	0	2	0.0
Luke Schenn	3	0	0	0	-2	17	0	0	0	0	0	4	0.0	Brian Campbell	3	0	0	0	6	6	0	0	0	0	0	3	0.0
Lawson Crouse	2	0	0	0	-2	0	0	0	0	0	0	1	0.0	Marcus Kruger	3	0	0	0	2	0	0	0	0	0	0	6	0.0
Anthony DeAngelo	1	0	0	0	-1	0	0	0	0	0	0	3	0.0	Gustav Forsling	2	0	0	0	2	0	0	0	0	0	0	2	0.0
Anthony Duclair	1	0	0	0	0	0	0	0	0	0	0	0	0.0	Vinnie Hinostroza	1	0	0	0	0	0	0	0	0	0	0	0	0.0
Josh Jooris	1	0	0	0	-2	0	0	0	0	0	0	3	0.0	Michal Kempny	1	0	0	0	0	0	0	0	0	0	0	4	0.0
														Tyler Motte	1	0	0	0	1	0	0	0	0	0	0	0.0	
														Jordin Tootoo	1	0	0	0	0	0	0	0	0	0	0	2	0.0

POWER PLAY: 1-11 9.1% / PENALTY KILLING: 6-9 66.7%

POWER PLAY: 3-9 33.3% / PENALTY KILLING: 10-11 90.9%

### GOALTENDING

COYOTES											BLACKHAWKS										
Goalie	GP	Min	W-L-OT	SO	GA	SA	SV	GAA	SV%		Goalie	GP	Min	W-L-OT	SO	GA	SA	SV	GAA	SV%	
Mike Smith	3	179	0-3-0	0	14	82	68	4.69	.829		Corey Crawford	2	120	2-0-0	0	6	64	58	3.00	.906	
											Scott Darling	1	60	1-0-0	1	0	22	22	0.00	1.000	

### GOALS BY PERIOD

COYOTES						BLACKHAWKS					
1	2	3	OT	TOT		1	2	3	OT	TOT	
3	3	0	0	6		7	5	2	0	14	

### SHOTS BY PERIOD

COYOTES						BLACKHAWKS					
1	2	3	OT	TOT		1	2	3	OT	TOT	
25	36	25	0	86		32	28	22	0	82	

SEE RECORDS SECTION FOR "ALL TIME VS THE BLACKHAWKS" BREAKDOWN



**COLORADO AVALANCHE**

2016-17 SEASON SERIES - Won: 2 Lost: 1 OT: 0

**LAST TIME VS THE AVALANCHE...**

Last Home Win: March 13, 2017 (1-0)  
 Last Home Loss: October 29, 2016 (3-2)  
 Last Home Tie: November 17, 2002 (4-4)  
 Last Road Win: November 8, 2016 (4-2)  
 Last Road Loss: March 7, 2016 (3-1)  
 Last Road Tie: March 10, 2002 (2-2)

AT ARIZONA	COYOTES	AVALANCHE	ATTEND	GOALTENDERS	W. GOAL
Mar 13 '17	Coyotes 1	Avalanche 0	11,521	Mike Smith vs Calvin Pickard	Brendan Perlini
Oct 29 '16	Coyotes 2	Avalanche 3	13,533	Louis Domingue vs Calvin Pickard	Matt Duchene

AT COLORADO	COYOTES	AVALANCHE	ATTEND	GOALTENDERS	W. GOAL
Nov 08 '16	Coyotes 4	Avalanche 2	13,858	Louis Domingue vs Calvin Pickard	Max Domi

\* - Overtime \*\* - Shootout

**INDIVIDUAL SCORING**

**COYOTES**

Player	GP	G	A	P	+/-	PIM	PP	SH	GW	GT	EN	S	S%
Max Domi	3	1	3	4	1	0	0	0	1	0	0	12	8.3
Radim Vrbata	3	1	2	3	0	2	0	0	0	0	0	8	12.5
Jordan Martinook	3	2	0	2	1	4	1	0	0	0	0	2	100.0
Tobias Rieder	3	1	1	2	2	0	0	0	0	0	0	6	16.7
Anthony DeAngelo	2	1	0	1	1	4	0	0	0	0	0	3	33.3
Brendan Perlini	1	1	0	1	1	0	0	0	1	0	0	2	50.0
Anthony Duclair	3	0	1	1	3	0	0	0	0	0	0	3	0.0
Oliver Ekman-Larsson	3	0	1	1	2	0	0	0	0	0	0	8	0.0
Jamie McGinn	3	0	1	1	1	2	0	0	0	0	0	5	0.0
Connor Murphy	3	0	1	1	2	2	0	0	0	0	0	5	0.0
Brad Richardson	2	0	1	1	1	0	0	0	0	0	0	1	0.0
Martin Hanzal	1	0	1	1	-1	0	0	0	0	0	0	5	0.0
Peter Holland	1	0	1	1	1	0	0	0	0	0	0	0	0.0
Jakob Chychrun	3	0	0	0	1	0	0	0	0	0	0	3	0.0
Shane Doan	3	0	0	0	0	0	0	0	0	0	0	5	0.0
Christian Dvorak	3	0	0	0	2	0	0	0	0	0	0	4	0.0
Alex Goligoski	3	0	0	0	0	0	0	0	0	0	0	8	0.0
Luke Schenn	3	0	0	0	0	0	0	0	0	0	0	2	0.0
Lawson Crouse	2	0	0	0	-1	0	0	0	0	0	0	3	0.0
Ryan White	2	0	0	0	-1	5	0	0	0	0	0	0	0.0
Kevin Connauton	1	0	0	0	0	0	0	0	0	0	0	0	0.0
Laurent Dauphin	1	0	0	0	0	0	0	0	0	0	0	0	0.0
Tyler Gaudet	1	0	0	0	-1	0	0	0	0	0	0	0	0.0
Josh Jooris	1	0	0	0	0	0	0	0	0	0	0	1	0.0

POWER PLAY: 1-10 10.0% / PENALTY KILLING: 5-7 71.4%

**AVALANCHE**

Player	GP	G	A	P	+/-	PIM	PP	SH	GW	GT	EN	S	S%
Matt Duchene	3	2	1	3	1	2	0	0	1	0	0	5	40.0
Rene Bourque	2	2	0	2	-1	2	2	0	0	0	0	5	40.0
Nathan MacKinnon	3	1	1	2	-4	2	0	0	0	0	0	12	8.3
Mikhail Grigorenko	3	0	2	2	-2	4	0	0	0	0	0	0	0.0
Erik Johnson	3	0	2	2	-1	0	0	0	0	0	0	7	0.0
Tyson Barrie	3	0	1	1	-2	0	0	0	0	0	0	10	0.0
Gabriel Landeskog	3	0	1	1	1	0	0	0	0	0	0	6	0.0
Eric Gelinas	1	0	1	1	0	0	0	0	0	0	0	2	0.0
Francois Beauchemin	3	0	0	0	0	0	0	0	0	0	0	5	0.0
Joe Colborne	3	0	0	0	-1	0	0	0	0	0	0	1	0.0
John Mitchell	3	0	0	0	0	0	0	0	0	0	0	2	0.0
Mikko Rantanen	3	0	0	0	-3	2	0	0	0	0	0	4	0.0
Carl Soderberg	3	0	0	0	0	0	0	0	0	0	0	4	0.0
Blake Comeau	2	0	0	0	1	0	0	0	0	0	0	1	0.0
Jarome Iginla	2	0	0	0	1	0	0	0	0	0	0	4	0.0
Andreas Martinsen	2	0	0	0	-1	0	0	0	0	0	0	2	0.0
Fedor Tyutin	2	0	0	0	-2	0	0	0	0	0	0	1	0.0
Patrick Wiercioch	2	0	0	0	1	0	0	0	0	0	0	2	0.0
Nikita Zadorov	2	0	0	0	-1	4	0	0	0	0	0	4	0.0
Sven Andrighetto	1	0	0	0	-1	0	0	0	0	0	0	1	0.0
Mark Barberio	1	0	0	0	0	0	0	0	0	0	0	1	0.0
J.T. Compher	1	0	0	0	0	0	0	0	0	0	0	0	0.0
Cody Goloubeuf	1	0	0	0	-1	0	0	0	0	0	0	2	0.0
Cody McLeod	1	0	0	0	0	7	0	0	0	0	0	1	0.0
Matt Nieto	1	0	0	0	0	0	0	0	0	0	0	1	0.0

POWER PLAY: 2-7 28.6% / PENALTY KILLING: 9-10 9.0%

**GOALTENDING**

**COYOTES**

Goalie	GP	Min	W-L-OT	SO	GA	SA	SV	GAA	SV%
Mike Smith	1	60	1-0-0	1	0	22	22	0.00	1.000
Louis Domingue	2	119	1-1-0	0	5	61	56	2.53	.918

**AVALANCHE**

Goalie	GP	Min	W-L-OT	SO	GA	SA	SV	GAA	SV%
Calvin Pickard	3	178	1-2-0	0	7	86	79	2.36	.919

**GOALS BY PERIOD**

COYOTES					AVALANCHE				
1	2	3	OT	TOT	1	2	3	OT	TOT
2	3	2	0	7	0	3	2	0	5

**SHOTS BY PERIOD**

COYOTES					AVALANCHE				
1	2	3	OT	TOT	1	2	3	OT	TOT
23	39	24	0	86	25	25	33	0	83

SEE RECORDS SECTION FOR "ALL TIME VS THE AVALANCHE" BREAKDOWN



## COLUMBUS BLUE JACKETS

2016-17 SEASON SERIES - Won: 0 Lost: 1 OT: 1

AT ARIZONA	COYOTES	BLUE JACKETS	ATTEND	GOALTENDERS	W. GOAL
Dec 03 '16**	Coyotes 2	Blue Jackets 3	11,287	Mike Smith vs Curtis McElhinney	Cam Atkinson

AT COLUMBUS	COYOTES	BLUE JACKETS	ATTEND	GOALTENDERS	W. GOAL
Dec 05 '16	Coyotes 1	Blue Jackets 4	11,091	Louis Domingue vs Sergei Bobrovsky	Nick Foligno

\* - Overtime \*\* - Shootout

### LAST TIME VS THE BLUE JACKETS...

Last Home Win: January 3, 2015 (6-3)  
 Last Home Loss: December 3, 2016 (3-2 SO)  
 Last Home Tie: February 2, 2004 (3-3)  
 Last Road Win: February 3, 2015 (4-1)  
 Last Road Loss: December 5, 2016 (4-1)  
 Last Road Tie: November 16, 2003 (2-2)

### INDIVIDUAL SCORING

COYOTES														BLUE JACKETS													
Player	GP	G	A	P	+/-	PIM	PP	SH	GW	GT	EN	S	S%	Player	GP	G	A	P	+/-	PIM	PP	SH	GW	GT	EN	S	S%
Oliver Ekman-Larsson	2	0	2	2	-2	2	0	0	0	0	0	2	0.0	Sam Gagner	2	2	2	4	2	0	1	0	0	0	9	22.2	
Shane Doan	2	1	0	1	-1	0	0	0	0	0	0	7	14.3	Nick Foligno	2	1	1	2	1	4	1	0	1	0	7	14.3	
Tobias Rieder	2	1	0	1	-2	2	1	0	0	0	0	5	20.0	Alexander Wennberg	2	1	1	2	0	0	0	0	0	0	4	25.0	
Radim Vrbata	2	1	0	1	-1	0	1	0	0	0	0	3	33.3	Cam Atkinson	2	0	2	2	1	0	0	0	0	0	6	0.0	
Alex Goligoski	2	0	1	1	1	2	0	0	0	0	0	0	0.0	Brandon Saad	2	0	2	2	2	0	0	0	0	0	12	0.0	
Michael Stone	2	0	1	1	0	0	0	0	0	0	0	5	0.0	Boone Jenner	2	1	0	1	1	2	0	0	0	0	9	11.1	
Anthony DeAngelo	1	0	1	1	0	0	0	0	0	0	0	1	0.0	Zach Werenski	2	1	0	1	2	0	0	0	0	0	9	11.1	
Lawson Crouse	2	0	0	0	0	6	0	0	0	0	0	1	0.0	Scott Hartnell	2	0	1	1	0	2	0	0	0	0	3	0.0	
Max Domi	2	0	0	0	-1	2	0	0	0	0	0	4	0.0	Jack Johnson	2	0	1	1	1	0	0	0	0	0	4	0.0	
Christian Dvorak	2	0	0	0	0	2	0	0	0	0	0	2	0.0	David Savard	2	0	1	1	1	2	0	0	0	0	3	0.0	
Tyler Gaudet	2	0	0	0	0	0	0	0	0	0	0	1	0.0	Josh Anderson	2	0	0	0	-1	4	0	0	0	0	4	0.0	
Martin Hanzal	2	0	0	0	-2	8	0	0	0	0	0	3	0.0	Matt Calvert	2	0	0	0	1	0	0	0	0	0	2	0.0	
Jordan Martinook	2	0	0	0	-2	0	0	0	0	0	0	4	0.0	Brandon Dubinsky	2	0	0	0	1	2	0	0	0	0	8	0.0	
Jamie McGinn	2	0	0	0	0	0	0	0	0	0	0	2	0.0	Seth Jones	2	0	0	0	2	2	0	0	0	0	3	0.0	
Connor Murphy	2	0	0	0	-3	0	0	0	0	0	0	1	0.0	William Karlsson	2	0	0	0	0	0	0	0	0	0	5	0.0	
Ryan White	2	0	0	0	-1	2	0	0	0	0	0	3	0.0	Ryan Murray	2	0	0	0	0	0	0	0	0	0	2	0.0	
Jakob Chychrun	1	0	0	0	-1	0	0	0	0	0	0	2	0.0	Markus Nutivaara	2	0	0	0	0	0	0	0	0	0	3	0.0	
Kevin Connauton	1	0	0	0	-1	0	0	0	0	0	0	3	0.0	Lukas Sedlak	2	0	0	0	1	0	0	0	0	0	1	0.0	
Anthony Duclair	1	0	0	0	1	2	0	0	0	0	0	2	0.0														
Brendan Perlini	1	0	0	0	0	2	0	0	0	0	0	0	0.0														
Luke Schenn	1	0	0	0	0	0	0	0	0	0	0	1	0.0														

POWER PLAY: 2-6 33.3% / PENALTY KILLING: 9-11 81.8%

POWER PLAY: 2-11 18.2% / PENALTY KILLING: 4-6 66.7%

### GOALTENDING

COYOTES											BLUE JACKETS										
Goalie	GP	Min	W-L-OT	SO	GA	SA	SV	GAA	SV%		Goalie	GP	Min	W-L-OT	SO	GA	SA	SV	GAA	SV%	
Mike Smith	1	65	0-0-1	0	2	60	58	1.85	.967		Sergei Bobrovsky	1	60	1-0-0	0	1	18	17	1.01	.944	
Louis Domingue	1	60	0-1-0	0	4	34	30	4.00	.882		Curtis McElhinney	1	65	1-0-0	0	2	34	32	1.85	.941	

### GOALS BY PERIOD

COYOTES					BLUE JACKETS				
1	2	3	OT	TOT	1	2	3	OT	TOT
1	2	0	0	3	2	1	3	0	6

### SHOTS BY PERIOD

COYOTES					BLUE JACKETS				
1	2	3	OT	TOT	1	2	3	OT	TOT
13	23	9	7	52	23	22	39	10	94

SEE RECORDS SECTION FOR "ALL TIME VS THE BLUE JACKETS" BREAKDOWN



**DALLAS STARS**

2016-17 SEASON SERIES - Won: 0 Lost: 2 OT: 1

**LAST TIME VS THE STARS...**

Last Home Win: March 24, 2016 (3-1)  
 Last Home Loss: December 27, 2016 (3-2)  
 Last Home Tie: November 20, 2002 (2-2)  
 Last Road Win: February 7, 2012 (4-1)  
 Last Road Loss: April 4, 2017 (3-2 OT)  
 Last Road Tie: November 14, 2003 (3-3)

AT ARIZONA	COYOTES	STARS	ATTEND	GOALTENDERS	W. GOAL
Dec 27 '16	Coyotes 2	Stars 3	14,561	Mike Smith vs Kari Lehtonen	John Klingberg

AT DALLAS	COYOTES	STARS	ATTEND	GOALTENDERS	W. GOAL
Apr 04 '17*	Coyotes 2	Stars 3	16,876	Mike Smith vs Antti Niemi	Julius Honka
Feb 24 '17	Coyotes 2	Stars 5	18,043	Louis Domingue vs Kari Lehtonen	Jamie Benn

\* - Overtime \*\* - Shootout

**INDIVIDUAL SCORING**

**COYOTES**

Player	GP	G	A	P	+/-	PIM	PP	SH	GW	GT	EN	S	S%
Radim Vrbata	2	2	1	3	-1	0	0	0	0	0	0	7	28.6
Anthony Duclair	2	2	0	2	1	0	0	0	0	0	0	8	25.0
Martin Hanzal	2	1	1	2	0	0	0	0	0	0	0	11	9.1
Max Domi	2	0	2	2	-1	2	0	0	0	0	0	1	0.0
Christian Dvorak	3	1	0	1	-1	4	0	0	0	0	0	4	25.0
Alex Goligoski	3	0	1	1	0	0	0	0	0	0	0	5	0.0
Connor Murphy	3	0	1	1	0	2	0	0	0	0	0	3	0.0
Tobias Rieder	3	0	1	1	1	0	0	0	0	0	0	10	0.0
Alexander Burmistrov	2	0	1	1	1	0	0	0	0	0	0	1	0.0
Jamie McGinn	2	0	1	1	-1	0	0	0	0	0	0	5	0.0
Clayton Keller	1	0	1	1	-1	0	0	0	0	0	0	0	0.0
Jakob Chychrun	3	0	0	0	-4	2	0	0	0	0	0	3	0.0
Lawson Crouse	3	0	0	0	0	5	0	0	0	0	0	2	0.0
Peter Holland	3	0	0	0	-1	2	0	0	0	0	0	7	0.0
Jordan Martinook	3	0	0	0	-4	2	0	0	0	0	0	3	0.0
Brendan Perlini	3	0	0	0	-1	0	0	0	0	0	0	7	0.0
Luke Schenn	3	0	0	0	2	2	0	0	0	0	0	2	0.0
Kevin Connauton	2	0	0	0	1	0	0	0	0	0	0	3	0.0
Anthony DeAngelo	2	0	0	0	-3	2	0	0	0	0	0	4	0.0
Shane Doan	2	0	0	0	-1	0	0	0	0	0	0	2	0.0
Oliver Ekman-Larsson	2	0	0	0	-2	4	0	0	0	0	0	2	0.0
Josh Jooris	1	0	0	0	0	0	0	0	0	0	0	0	0.0
Michael Stone	1	0	0	0	-1	0	0	0	0	0	0	0	0.0
Ryan White	1	0	0	0	-2	0	0	0	0	0	0	0	0.0

POWER PLAY: 0-9 0.0% / PENALTY KILLING: 9-11 81.8%

**STARS**

Player	GP	G	A	P	+/-	PIM	PP	SH	GW	GT	EN	S	S%
Jason Spezza	3	1	3	4	1	0	0	1	0	0	0	3	33.3
Jamie Benn	3	2	1	3	1	2	1	0	1	0	0	10	20.0
John Klingberg	3	2	0	2	3	0	1	0	1	0	1	6	33.3
Brett Ritchie	3	1	1	2	1	0	0	0	0	0	0	5	20.0
Devin Shore	3	1	1	2	0	2	0	0	0	0	0	7	14.3
Esa Lindell	3	0	2	2	2	2	0	0	0	0	0	5	0.0
Jordie Benn	2	0	2	2	-1	0	0	0	0	0	0	0	0.0
Jason Dickinson	2	1	0	1	0	0	0	0	0	0	0	2	50.0
Cody Eakin	2	1	0	1	1	0	0	0	0	0	0	5	20.0
Lauri Korpikoski	2	1	0	1	0	0	0	0	0	0	0	6	16.7
Julius Honka	1	1	0	1	0	0	0	0	1	0	0	5	20.0
Radek Faksa	3	0	1	1	1	4	0	0	0	0	0	7	0.0
Dan Hamhuis	3	0	1	1	-1	4	0	0	0	0	0	2	0.0
Jamie Oleksiak	3	0	1	1	2	6	0	0	0	0	0	3	0.0
Tyler Seguin	3	0	1	1	1	0	0	0	0	0	0	12	0.0
Adam Cracknell	2	0	1	1	1	0	0	0	0	0	0	2	0.0
Jiri Hudler	2	0	1	1	0	0	0	0	0	0	0	0	0.0
Gemel Smith	1	0	1	1	1	0	0	0	0	0	0	1	0.0
Stephen Johns	2	0	0	0	2	0	0	0	0	0	0	4	0.0
Curtis McKenzie	2	0	0	0	0	5	0	0	0	0	0	2	0.0
Justin Dowling	1	0	0	0	1	0	0	0	0	0	0	0	0.0
Patrick Eaves	1	0	0	0	0	0	0	0	0	0	0	5	0.0
Remi Elie	1	0	0	0	0	0	0	0	0	0	0	0	0.0
Johnny Oduya	1	0	0	0	0	2	0	0	0	0	0	0	0.0
Antoine Roussel	1	0	0	0	1	0	0	0	0	0	0	1	0.0
Patrick Sharp	1	0	0	0	0	0	0	0	0	0	0	4	0.0

POWER PLAY: 2-11 18.2% / PENALTY KILLING: 9-9 100.0%

**GOALTENDING**

**COYOTES**

Goalie	GP	Min	W-L-OT	SO	GA	SA	SV	GAA	SV%
Mike Smith	2	123	0-1-1	0	5	59	54	2.45	.915
Louis Domingue	1	60	0-1-0	0	5	37	32	5.00	.865

**STARS**

Goalie	GP	Min	W-L-OT	SO	GA	SA	SV	GAA	SV%
Kari Lehtonen	2	119	2-0-0	0	4	64	60	2.01	.938
Antti Niemi	1	64	1-0-0	0	2	26	24	1.88	.923

**GOALS BY PERIOD**

COYOTES					STARS				
1	2	3	OT	TOT	1	2	3	OT	TOT
2	2	2	0	6	3	3	4	1	11

**SHOTS BY PERIOD**

COYOTES					STARS				
1	2	3	OT	TOT	1	2	3	OT	TOT
22	34	31	3	90	29	27	38	3	97

SEE RECORDS SECTION FOR "ALL TIME VS THE STARS" BREAKDOWN



## DETROIT RED WINGS

2016-17 SEASON SERIES - Won: 1 Lost: 0 OT: 1

AT ARIZONA	COYOTES	RED WINGS	ATTEND	GOALTENDERS	W. GOAL
Mar 16 '17**	Coyotes 4	Red Wings 5	15,036	Mike Smith vs Petr Mrazek	Gustav Nyquist

AT DETROIT	COYOTES	RED WINGS	ATTEND	GOALTENDERS	W. GOAL
Dec 13 '16	Coyotes 4	Red Wings 1	20,027	Mike Smith vs Jimmy Howard	Lawson Crouse

\* - Overtime \*\* - Shootout

### LAST TIME VS THE RED WINGS...

Last Home Win: October 19, 2013 (5-2)  
 Last Home Loss: March 16, 2017 (5-4 SO)  
 Last Home Tie: March 18, 2004 (1-1)  
 Last Road Win: December 13, 2016 (4-1)  
 Last Road Loss: December 3, 2015 (5-1)  
 Last Road Tie: January 16, 2004 (3-3)

### INDIVIDUAL SCORING

COYOTES													RED WINGS																									
Player	GP	G	A	P	+/-	PIM	PP	SH	GW	GT	EN	S	S%	Player	GP	G	A	P	+/-	PIM	PP	SH	GW	GT	EN	S	S%											
Lawson Crouse	2	2	0	2	2	4	0	1	1	0	0	6	33.3	Andreas Athanasiou	2	1	2	3	1	0	0	0	0	0	0	7	14.3											
Jamie McGinn	2	2	0	2	-1	0	0	0	0	0	0	4	50.0	Mike Green	2	1	1	2	-4	0	0	0	0	0	0	4	25.0											
Jakob Chychrun	2	1	1	2	3	0	0	0	0	0	0	3	33.3	Tomas Tatar	2	1	1	2	-3	0	1	0	0	0	0	3	33.3											
Alex Goligoski	2	1	1	2	1	4	0	0	0	0	0	3	33.3	Henrik Zetterberg	2	1	1	2	-1	4	0	0	0	0	0	8	12.5											
Radim Vrbata	2	1	1	2	2	0	0	0	0	0	0	1	100.0	Dylan Larkin	2	1	0	1	-4	0	1	0	0	0	0	15	6.7											
Peter Holland	2	0	2	2	1	0	0	0	0	0	0	1	0.0	Danny DeKeyser	2	0	1	1	0	0	0	0	0	0	0	5	0.0											
Josh Jooris	2	0	2	2	0	0	0	0	0	0	0	1	0.0	Gustav Nyquist	2	0	1	1	-2	0	0	0	0	0	0	6	0.0											
Tobias Rieder	2	0	2	2	0	0	0	0	0	0	0	3	0.0	Riley Sheahan	2	0	1	1	-2	0	0	0	0	0	0	5	0.0											
Anthony DeAngelo	2	1	0	1	-1	0	1	0	0	0	0	5	20.0	Thomas Vanek	1	0	1	1	0	0	0	0	0	0	0	2	0.0											
Shane Doan	2	0	1	1	0	0	0	0	0	0	0	3	0.0	Niklas Kronwall	2	0	0	0	-1	4	0	0	0	0	0	2	0.0											
Christian Dvorak	2	0	1	1	1	4	0	0	0	0	0	2	0.0	Anthony Mantha	2	0	0	0	0	5	0	0	0	0	0	1	0.0											
Oliver Ekman-Larsson	2	0	1	1	2	2	0	0	0	0	0	2	0.0	Frans Nielsen	2	0	0	0	0	0	0	0	0	0	0	2	0.0											
Anthony Duclair	1	0	1	1	2	0	0	0	0	0	0	2	0.0	Xavier Ouellet	2	0	0	0	1	0	0	0	0	0	0	3	0.0											
Jordan Martinook	2	0	0	0	0	2	0	0	0	0	0	1	0.0	Justin Abdelkader	1	0	0	0	0	4	0	0	0	0	0	2	0.0											
Brendan Perlini	2	0	0	0	0	0	0	0	0	0	0	0	0.0	Mitch Callahan	1	0	0	0	0	0	0	0	0	0	0	0	0.0											
Luke Schenn	2	0	0	0	1	7	0	0	0	0	0	3	0.0	Luke Glendening	1	0	0	0	-1	0	0	0	0	0	0	2	0.0											
Max Domi	1	0	0	0	0	4	0	0	0	0	0	2	0.0	Darren Helm	1	0	0	0	0	0	0	0	0	0	0	2	0.0											
Martin Hanzal	1	0	0	0	1	0	0	0	0	0	0	2	0.0	Nick Jensen	1	0	0	0	0	0	0	0	0	0	0	1	0.0											
Connor Murphy	1	0	0	0	2	0	0	0	0	0	0	1	0.0	Tomas Jurco	1	0	0	0	0	0	0	0	0	0	0	0	0.0											
Teemu Pulkkinen	1	0	0	0	2	0	0	0	0	0	0	0	0.0	Brian Lashoff	1	0	0	0	-2	0	0	0	0	0	0	0	0.0											
Michael Stone	1	0	0	0	2	0	0	0	0	0	0	0	0.0	Alexey Marchenko	1	0	0	0	-1	2	0	0	0	0	0	1	0.0											
POWER PLAY: 1-5 20.0% / PENALTY KILLING: 9-11 81.8%													Drew Miller													1	0	0	0	0	0	0	0	0	0	0	0	0.0
													Steve Ott													1	0	0	0	0	0	0	0	0	0	0	0	0.0
													Robbie Russo													1	0	0	0	0	0	0	0	0	0	0	0	0.0

POWER PLAY: 2-11 18.2% / PENALTY KILLING: 4-5 80.0%

### GOALTENDING

COYOTES										RED WINGS									
Goalie	GP	Min	W-L-OT	SO	GA	SA	SV	GAA	SV%	Goalie	GP	Min	W-L-OT	SO	GA	SA	SV	GAA	SV%
Mike Smith	2	125	1-0-1	0	5	71	66	2.40	.930	Petr Mrazek	1	65	1-0-0	0	4	26	22	3.70	.846
										Jimmy Howard	1	60	0-1-0	0	4	19	15	4.00	.789

### GOALS BY PERIOD

COYOTES					RED WINGS				
1	2	3	OT	TOT	1	2	3	OT	TOT
2	3	3	0	8	2	1	2	0	5

### SHOTS BY PERIOD

COYOTES					RED WINGS				
1	2	3	OT	TOT	1	2	3	OT	TOT
16	18	10	1	45	14	23	30	4	71

SEE RECORDS SECTION FOR "ALL TIME VS THE RED WINGS" BREAKDOWN



**EDMONTON OILERS**

2016-17 SEASON SERIES - Won: 2 Lost: 3 OT: 0

**LAST TIME VS THE OILERS...**

Last Home Win: November 25, 2016 (3-2 SO)  
 Last Home Loss: December 21, 2016 (3-2)  
 Last Home Tie: December 12, 2003 (3-3)  
 Last Road Win: November 27, 2016 (2-1)  
 Last Road Loss: February 14, 2017 (5-2)  
 Last Road Tie: January 26, 2001 (1-1)

AT ARIZONA	COYOTES	OILERS	ATTEND	GOALTENDERS	W. GOAL
Dec 21 '16	Coyotes 2	Oilers 3	11,378	Mike Smith vs Cam Talbot	Matt Hendricks
Nov 25 '16 **	Coyotes 3	Oilers 2	14,950	Mike Smith vs Cam Talbot	Oliver Ekman-Larsson

AT EDMONTON	COYOTES	OILERS	ATTEND	GOALTENDERS	W. GOAL
Feb 14 '17	Coyotes 2	Oilers 5	18,347	Louis Domingue vs Cam Talbot	Mark Letestu
Jan 16 '17	Coyotes 1	Oilers 3	18,347	Mike Smith vs Cam Talbot	Jujhar Khaira
Nov 27 '16	Coyotes 2	Oilers 1	18,347	Mike Smith vs Cam Talbot	Jamie McGinn

\* - Overtime \*\* - Shootout

**INDIVIDUAL SCORING**

COYOTES													OILERS															
Player	GP	G	A	P	+/-	PIM	PP	SH	GW	GT	EN	S	S%	Player	GP	G	A	P	+/-	PIM	PP	SH	GW	GT	EN	S	S%	
Radim Urbata	5	2	4	6	-2	2	1	0	0	0	0	17	11.8	Leon Draisaitl	5	2	4	6	3	0	1	0	0	0	0	9	22.2	
Oliver Ekman-Larsson	5	1	4	5	-2	4	1	0	0	0	0	8	12.5	Mark Letestu	5	2	4	6	3	9	1	0	1	0	0	7	28.6	
Martin Hanzal	5	2	0	2	-1	13	1	0	0	0	0	12	16.7	Connor McDavid	5	1	4	5	3	0	0	0	0	0	0	12	8.3	
Max Domi	3	1	1	2	0	0	0	0	0	0	0	5	20.0	Milan Lucic	5	2	2	4	2	0	1	0	0	0	0	15	13.3	
Shane Doan	5	1	0	1	1	4	0	0	0	0	0	15	6.7	Oscar Klefbom	5	1	3	4	3	2	0	0	0	0	0	16	6.2	
Jamie McGinn	5	1	0	1	-2	0	0	0	1	0	0	9	11.1	Matt Hendricks	3	2	1	3	1	0	0	0	1	0	0	3	66.7	
Josh Jooris	1	1	0	1	0	0	0	0	0	0	0	3	33.3	Zack Kassian	5	0	3	3	1	12	0	0	0	0	0	0	3	0.0
Christian Dvorak	5	0	1	1	-1	0	0	0	0	0	0	6	0.0	Adam Larsson	5	1	1	2	2	4	0	0	0	0	0	5	20.0	
Alex Goligoski	5	0	1	1	-3	4	0	0	0	0	0	2	0.0	Jordan Eberle	5	0	2	2	1	2	0	0	0	0	0	13	0.0	
Jordan Martinook	5	0	1	1	1	0	0	0	0	0	0	9	0.0	Patrick Maroon	5	1	0	1	2	6	0	0	0	0	0	17	5.9	
Tobias Rieder	5	0	1	1	-1	0	0	0	0	0	0	12	0.0	Ryan Nugent-Hopkins	5	1	0	1	-1	2	0	0	0	0	0	14	7.1	
Anthony Duclair	4	0	1	1	-1	0	0	0	0	0	0	7	0.0	Jujhar Khaira	1	1	0	1	1	0	0	0	1	0	0	2	50.0	
Brendan Perlini	3	0	1	1	-1	0	0	0	0	0	0	3	0.0	Jesse Puljujarvi	3	0	1	1	0	0	0	0	0	0	0	3	0.0	
Alexander Burmistrov	2	0	1	1	-2	0	0	0	0	0	0	2	0.0	Anton Slepyshev	2	0	1	1	1	0	0	0	0	0	0	3	0.0	
Anthony DeAngelo	2	0	1	1	0	2	0	0	0	0	0	4	0.0	Iiro Pakarinen	1	0	1	1	0	0	0	0	0	0	0	1	0.0	
Connor Murphy	5	0	0	0	-1	4	0	0	0	0	0	4	0.0	Drake Caggiula	5	0	0	0	-2	2	0	0	0	0	0	5	0.0	
Luke Schenn	5	0	0	0	-1	19	0	0	0	0	0	8	0.0	Andrej Sekera	5	0	0	0	2	4	0	0	0	0	0	6	0.0	
Michael Stone	5	0	0	0	-2	0	0	0	0	0	0	4	0.0	Matt Benning	4	0	0	0	0	4	0	0	0	0	0	7	0.0	
Lawson Crouse	4	0	0	0	-2	2	0	0	0	0	0	4	0.0	Benoit Pouliot	4	0	0	0	0	2	0	0	0	0	0	6	0.0	
Ryan White	4	0	0	0	-2	0	0	0	0	0	0	2	0.0	Kris Russell	4	0	0	0	1	2	0	0	0	0	0	5	0.0	
Jakob Chychrun	2	0	0	0	-1	2	0	0	0	0	0	1	0.0	Brandon Davidson	3	0	0	0	2	0	0	0	0	0	0	1	0.0	
Laurent Dauphin	2	0	0	0	0	2	0	0	0	0	0	7	0.0	Eric Gryba	2	0	0	0	1	24	0	0	0	0	0	0	0.0	
Peter Holland	2	0	0	0	-2	0	0	0	0	0	0	2	0.0	Darnell Nurse	2	0	0	0	-1	0	0	0	0	0	0	2	0.0	
Kevin Connauton	1	0	0	0	0	0	0	0	0	0	0	1	0.0	Tyler Pitlick	1	0	0	0	0	0	0	0	0	0	0	2	0.0	

POWER PLAY: 3-20 15.0% / PENALTY KILLING: 12-15 80.0%

POWER PLAY: 3-15 20.0% / PENALTY KILLING: 17-20 85.0%

**GOALTENDING**

COYOTES										OILERS									
Goalie	GP	Min	W-L-OT	SO	GA	SA	SV	GAA	SV%	Goalie	GP	Min	W-L-OT	SO	GA	SA	SV	GAA	SV%
Mike Smith	4	240	2-2-0	0	9	124	115	2.25	.927	Cam Talbot	5	304	3-1-1	0	9	147	138	1.78	.939
Louis Domingue	1	60	0-1-0	0	5	33	28	5.00	.848										

**GOALS BY PERIOD**

COYOTES					OILERS				
1	2	3	OT	TOT	1	2	3	OT	TOT
3	3	3	0	9	5	6	3	0	14

**SHOTS BY PERIOD**

COYOTES					OILERS				
1	2	3	OT	TOT	1	2	3	OT	TOT
55	43	49	0	147	53	62	39	3	157

SEE RECORDS SECTION FOR "ALL TIME VS THE OILERS" BREAKDOWN





## FLORIDA PANTHERS

2016-17 SEASON SERIES - Won: 1 Lost: 1 OT: 0

AT ARIZONA	COYOTES	PANTHERS	ATTEND	GOALTENDERS	W. GOAL
Jan 23 '17*	Coyotes 3	Panthers 2	10,042	Mike Smith vs Roberto Luongo	Tobias Rieder

AT FLORIDA	COYOTES	PANTHERS	ATTEND	GOALTENDERS	W. GOAL
Mar 23 '17	Coyotes 1	Panthers 3	11,338	Mike Smith vs James Reimer	Jonathan Marchessault

\* - Overtime \*\* - Shootout

### LAST TIME VS THE PANTHERS...

Last Home Win: January 23, 2017 (3-2 OT)  
 Last Home Loss: December 4, 2010 (2-1 SO)  
 Last Home Tie: November 22, 2002 (3-3)  
 Last Road Win: March 11, 2014 (3-1)  
 Last Road Loss: March 23, 2017 (3-1)  
 Last Road Tie: None

### INDIVIDUAL SCORING

#### COYOTES

Player	GP	G	A	P	+/-	PIM	PP	SH	GW	GT	EN	S	S%
Tobias Rieder	2	2	0	2	0	0	0	0	1	0	0	5	40.0
Jakob Chychrun	2	0	2	2	0	0	0	0	0	0	0	0	0.0
Alexander Burmistrov	1	0	2	2	2	2	0	0	0	0	0	2	0.0
Christian Fischer	2	1	0	1	0	0	0	0	0	0	0	2	50.0
Ryan White	1	1	0	1	-1	0	0	0	0	0	0	2	50.0
Alex Goligoski	2	0	1	1	0	0	0	0	0	0	0	2	0.0
Connor Murphy	2	0	1	1	0	0	0	0	0	0	0	4	0.0
Lawson Crouse	2	0	0	0	-2	0	0	0	0	0	0	2	0.0
Christian Dvorak	2	0	0	0	0	0	0	0	0	0	0	4	0.0
Oliver Ekman-Larsson	2	0	0	0	-1	0	0	0	0	0	0	3	0.0
Peter Holland	2	0	0	0	-1	0	0	0	0	0	0	2	0.0
Jamie McGinn	2	0	0	0	1	0	0	0	0	0	0	5	0.0
Brendan Perlini	2	0	0	0	-1	0	0	0	0	0	0	3	0.0
Luke Schenn	2	0	0	0	-1	0	0	0	0	0	0	2	0.0
Radim Vrbata	2	0	0	0	0	0	0	0	0	0	0	7	0.0
Anthony DeAngelo	1	0	0	0	-1	0	0	0	0	0	0	1	0.0
Shane Doan	1	0	0	0	0	0	0	0	0	0	0	4	0.0
Max Domi	1	0	0	0	0	0	0	0	0	0	0	1	0.0
Anthony Duclair	1	0	0	0	0	0	0	0	0	0	0	1	0.0
Martin Hanzal	1	0	0	0	0	0	0	0	0	0	0	6	0.0
Josh Jooris	1	0	0	0	-1	0	0	0	0	0	0	2	0.0
Jordan Martinook	1	0	0	0	-1	0	0	0	0	0	0	1	0.0
Michael Stone	1	0	0	0	0	0	0	0	0	0	0	4	0.0

#### PANTHERS

Player	GP	G	A	P	+/-	PIM	PP	SH	GW	GT	EN	S	S%
Jonathan Marchessault	2	2	1	3	2	0	0	0	1	0	0	9	22.2
Colton Sceviour	2	0	2	2	1	0	0	0	0	0	0	4	0.0
Shawn Thornton	2	1	0	1	0	0	0	0	0	0	0	4	25.0
Vincent Trocheck	2	1	0	1	1	2	0	0	0	0	0	6	16.7
Michael Sgarbossa	1	1	0	1	-1	0	0	0	0	0	0	3	33.3
Jakub Kindl	2	0	1	1	1	0	0	0	0	0	0	2	0.0
Derek MacKenzie	2	0	1	1	1	0	0	0	0	0	0	3	0.0
Aleksander Barkov	1	0	1	1	0	0	0	0	0	0	0	2	0.0
Nick Bjugstad	1	0	1	1	1	0	0	0	0	0	0	4	0.0
Jonathan Huberdeau	1	0	1	1	0	0	0	0	0	0	0	3	0.0
Thomas Vanek	1	0	1	1	1	0	0	0	0	0	0	1	0.0
Jason Demers	2	0	0	0	-2	0	0	0	0	0	0	0	0.0
Jaromir Jagr	2	0	0	0	-1	0	0	0	0	0	0	7	0.0
Jussi Jokinen	2	0	0	0	0	0	0	0	0	0	0	2	0.0
Michael Matheson	2	0	0	0	1	0	0	0	0	0	0	0	0.0
Mark Pysyk	2	0	0	0	2	0	0	0	0	0	0	2	0.0
Reilly Smith	2	0	0	0	0	0	0	0	0	0	0	3	0.0
Keith Yandle	2	0	0	0	0	0	0	0	0	0	0	4	0.0
Aaron Ekblad	1	0	0	0	0	2	0	0	0	0	0	3	0.0
Jared McCann	1	0	0	0	0	0	0	0	0	0	0	0	0.0
Greg McKeegg	1	0	0	0	0	0	0	0	0	0	0	1	0.0
Alex Petrovic	1	0	0	0	1	0	0	0	0	0	0	1	0.0
Paul Thompson	1	0	0	0	-1	0	0	0	0	0	0	0	0.0

POWER PLAY: 0-3 0.0% / PENALTY KILLING: 2-2 100.0%

POWER PLAY: 0-2 0.0% / PENALTY KILLING: 3-3 100.0%

### GOALTENDING

#### COYOTES

Goalie	GP	Min	W-L-OT	SO	GA	SA	SV	GAA	SV%
Mike Smith	2	119	1-1-0	0	5	64	59	2.52	.922

#### PANTHERS

Goalie	GP	Min	W-L-OT	SO	GA	SA	SV	GAA	SV%
James Reimer	1	60	1-0-0	0	1	23	22	1.00	.957
Roberto Luongo	1	61	0-0-1	0	3	42	39	2.96	.929

### GOALS BY PERIOD

#### COYOTES

1	2	3	OT	TOT
1	2	0	1	4

#### PANTHERS

1	2	3	OT	TOT
1	4	0	0	5

### SHOTS BY PERIOD

#### COYOTES

1	2	3	OT	TOT
24	15	24	2	65

#### PANTHERS

1	2	3	OT	TOT
16	30	18	0	64

SEE RECORDS SECTION FOR "ALL TIME VS THE PANTHERS" BREAKDOWN



LOS ANGELES KINGS

2016-17 SEASON SERIES - Won: 3 Lost: 2 OT: 0

LAST TIME VS THE KINGS...

Last Home Win: January 23, 2016 (3-2)  
 Last Home Loss: January 31, 2017 (3-2)  
 Last Home Tie: December 26, 2001 (1-1)  
 Last Road Win: April 2, 2017 (2-1)  
 Last Road Loss: March 16, 2015 (1-0)  
 Last Road Tie: December 18, 2003 (4-4)

AT ARIZONA	COYOTES	KINGS	ATTEND	GOALTENDERS	W. GOAL
Jan 31 '17	Coyotes 2	Kings 3	11,577	Mike Smith vs Peter Budaj	Jake Muzzin
Dec 01 '16	Coyotes 3	Kings 4	11,327	Mike Smith vs Peter Budaj, Jeff Zatkoff	Trevor Lewis

AT LOS ANGELES	COYOTES	KINGS	ATTEND	GOALTENDERS	W. GOAL
Apr 02 '17	Coyotes 2	Kings 1	18,230	Mike Smith vs Jonathan Quick	Anthony Duclair
Mar 14 '17**	Coyotes 3	Kings 2	18,230	Louis Domingue vs Ben Bishop	Anthony DeAngelo
Feb 16 '17	Coyotes 5	Kings 3	18,230	Mike Smith vs Peter Budaj	Jordan Martinook

\* - Overtime \*\* - Shootout

INDIVIDUAL SCORING

COYOTES														KINGS														
Player	GP	G	A	P	+/-	PIM	PP	SH	GW	GT	EN	S	S%	Player	GP	G	A	P	+/-	PIM	PP	SH	GW	GT	EN	S	S%	
Jordan Martinook	5	3	2	5	3	6	0	1	1	0	1	8	37.5	Anze Kopitar	5	1	8	9	0	2	0	0	0	0	0	16	6.2	
Oliver Ekman-Larsson	5	0	4	4	-2	0	0	0	0	0	0	6	0.0	Jordan Nolan	3	3	0	3	1	0	0	0	0	0	0	5	60.0	
Alex Goligoski	5	0	4	4	4	0	0	0	0	0	0	1	0.0	Tanner Pearson	5	2	1	3	-1	2	1	0	0	0	0	14	14.3	
Max Domi	4	2	1	3	2	0	0	0	0	0	0	9	22.2	Dustin Brown	5	1	2	3	2	2	0	0	0	0	0	16	6.2	
Radim Vrbata	5	0	3	3	0	2	0	0	0	0	0	14	0.0	Jake Muzzin	5	1	2	3	1	0	1	0	1	0	0	10	10.0	
Tobias Rieder	5	2	0	2	1	0	0	0	0	0	0	7	28.6	Jeff Carter	5	0	3	3	0	6	0	0	0	0	0	21	0.0	
Brendan Perlini	4	2	0	2	1	2	1	0	0	0	0	11	18.2	Tyler Toffoli	4	2	0	2	0	4	1	0	0	0	0	14	14.3	
Martin Hanzal	3	2	0	2	-2	6	2	0	0	0	0	8	25.0	Dwight King	3	1	1	2	1	0	0	0	0	0	0	4	25.0	
Christian Dvorak	5	0	2	2	2	2	0	0	0	0	0	4	0.0	Marian Gaborik	5	0	2	2	-1	2	0	0	0	0	0	0	14	0.0
Lawson Crouse	4	0	2	2	-1	2	0	0	0	0	0	6	0.0	Trevor Lewis	5	1	0	1	-1	0	0	0	1	0	0	10	10.0	
Michael Stone	3	0	2	2	1	2	0	0	0	0	0	6	0.0	Alec Martinez	5	1	0	1	-3	4	1	0	0	0	0	10	10.0	
Alexander Burmistrov	3	1	0	1	1	0	1	0	0	0	0	4	25.0	Kyle Clifford	5	0	1	1	0	2	0	0	0	0	0	6	0.0	
Anthony Duclair	3	1	0	1	-2	0	0	0	1	0	0	1	100.0	Drew Doughty	5	0	1	1	-2	2	0	0	0	0	0	19	0.0	
Ryan White	3	1	0	1	-1	2	0	0	0	0	0	4	25.0	Nick Shore	4	0	1	1	2	2	0	0	0	0	0	3	0.0	
Shane Doan	5	0	1	1	2	16	0	0	0	0	0	9	0.0	Paul LaDue	3	0	1	1	1	0	0	0	0	0	0	5	0.0	
Connor Murphy	5	0	1	1	1	4	0	0	0	0	0	3	0.0	Derek Forbort	5	0	0	0	-2	0	0	0	0	0	0	10	0.0	
Josh Jooris	4	0	1	1	1	0	0	0	0	0	0	4	0.0	Nic Dowd	4	0	0	0	-2	0	0	0	0	0	0	3	0.0	
Jakob Chychrun	3	0	1	1	1	0	0	0	0	0	0	11	0.0	Kevin Gravel	3	0	0	0	1	0	0	0	0	0	0	7	0.0	
Luke Schenn	5	0	0	0	-3	4	0	0	0	0	0	6	0.0	Adrian Kempe	3	0	0	0	-3	0	0	0	0	0	0	3	0.0	
Peter Holland	3	0	0	0	-2	2	0	0	0	0	0	5	0.0	Brayden McNabb	3	0	0	0	0	2	0	0	0	0	0	2	0.0	
Jamie McGinn	3	0	0	0	-2	0	0	0	0	0	0	3	0.0	Andy Andreoff	2	0	0	0	-1	2	0	0	0	0	0	4	0.0	
Kevin Connauton	2	0	0	0	0	2	0	0	0	0	0	1	0.0	Jarome Iginla	2	0	0	0	-1	0	0	0	0	0	0	0	0.0	
Anthony DeAngelo	2	0	0	0	0	0	0	0	0	0	0	1	0.0	Matt Greene	1	0	0	0	2	0	0	0	0	0	0	1	0.0	
Laurent Dauphin	1	0	0	0	0	2	0	0	0	0	0	0	0.0															

POWER PLAY: 4-14 28.6% / PENALTY KILLING: 17-21 81.0%

POWER PLAY: 4-21 19.0% / PENALTY KILLING: 10-14 71.4%

GOALTENDING

COYOTES											KINGS										
Goalie	GP	Min	W-L-OT	SO	GA	SA	SV	GAA	SV%		Goalie	GP	Min	W-L-OT	SO	GA	SA	SV	GAA	SV%	
Mike Smith	4	237	2-2-0	0	11	151	140	2.79	.927		Jeff Zatkoff	1	40	1-0-0	0	1	26	25	1.50	.962	
Louis Domingue	1	65	1-0-0	0	2	46	44	1.86	.957		Peter Budaj	3	139	1-1-0	0	8	59	51	3.45	.864	
											Ben Bishop	1	65	0-0-1	0	2	32	30	1.85	.938	
											Jonathan Quick	1	59	0-1-0	0	2	15	13	2.04	.867	

GOALS BY PERIOD

COYOTES						KINGS					
1	2	3	OT	TOT		1	2	3	OT	TOT	
6	2	6	0	14		2	3	8	0	13	

SHOTS BY PERIOD

COYOTES						KINGS					
1	2	3	OT	TOT		1	2	3	OT	TOT	
49	42	39	3	133		59	66	68	4	197	

SEE RECORDS SECTION FOR "ALL TIME VS THE KINGS" BREAKDOWN



MINNESOTA WILD

2016-17 SEASON SERIES - Won: 0 Lost: 3 OT: 0

AT ARIZONA	COYOTES	WILD	ATTEND	GOALTENDERS	W. GOAL
Apr 08 '17	Coyotes 1	Wild 3	17,490	Mike Smith vs Darcy Kuemper	Eric Staal

AT MINNESOTA	COYOTES	WILD	ATTEND	GOALTENDERS	W. GOAL
Jan 19 '17	Coyotes 3	Wild 4	19,027	Louis Domingue vs Devan Dubnyk	Nino Niederreiter
Dec 17 '16	Coyotes 1	Wild 4	19,036	Mike Smith vs Darcy Kuemper	Tyler Graovac

\* - Overtime \*\* - Shootout

LAST TIME VS THE WILD...

Last Home Win: December 11, 2015 (2-1, OT)  
 Last Home Loss: April 8, 2017 (3-1)  
 Last Home Tie: March 7, 2004 (1-1)  
 Last Road Win: January 25, 2016 (2-1, SO)  
 Last Road Loss: January 19, 2017 (4-3)  
 Last Road Tie: March 17, 2002 (2-2)

INDIVIDUAL SCORING

COYOTES													WILD														
Player	GP	G	A	P	+/-	PIM	PP	SH	GW	GT	EN	S	S%	Player	GP	G	A	P	+/-	PIM	PP	SH	GW	GT	EN	S	S%
Brendan Perlini	3	3	0	3	4	2	0	0	0	0	0	3	100.0	Eric Staal	3	3	1	4	-1	0	1	0	1	0	1	8	37.5
Shane Doan	3	0	3	3	1	2	0	0	0	0	0	8	0.0	Jason Pominville	3	0	4	4	1	0	0	0	0	0	0	7	0.0
Christian Dvorak	3	0	2	2	3	0	0	0	0	0	0	1	0.0	Nino Niederreiter	3	2	1	3	0	0	2	0	1	0	0	8	25.0
Alex Goligoski	3	0	2	2	2	0	0	0	0	0	0	4	0.0	Charlie Coyle	3	0	3	3	0	0	0	0	0	0	0	4	0.0
Jakob Chychrun	3	1	0	1	-2	0	0	0	0	0	0	4	25.0	Mikko Koivu	3	0	3	3	2	0	0	0	0	0	0	5	0.0
Jamie McGinn	3	1	0	1	0	0	0	0	0	0	0	2	50.0	Chris Stewart	3	2	0	2	0	5	0	0	0	0	0	5	40.0
Connor Murphy	2	0	1	1	-1	2	0	0	0	0	0	5	0.0	Ryan Suter	3	1	1	2	2	2	1	0	0	0	0	2	50.0
Michael Stone	1	0	1	1	2	2	0	0	0	0	0	0	0.0	Erik Haula	3	1	0	1	1	2	0	0	0	0	0	4	25.0
Lawson Crouse	3	0	0	0	-2	5	0	0	0	0	0	4	0.0	Tyler Graovac	2	1	0	1	2	0	0	0	1	0	0	5	20.0
Josh Jooris	3	0	0	0	2	0	0	0	0	0	0	5	0.0	Martin Hanzal	1	1	0	1	0	0	1	0	0	0	0	4	25.0
Jordan Martinook	3	0	0	0	-1	0	0	0	0	0	0	3	0.0	Matt Dumba	3	0	1	1	-1	0	0	0	0	0	0	9	0.0
Tobias Rieder	3	0	0	0	-4	0	0	0	0	0	0	2	0.0	Zach Parise	3	0	1	1	-1	4	0	0	0	0	0	7	0.0
Luke Schenn	3	0	0	0	-1	2	0	0	0	0	0	6	0.0	Mikael Granlund	2	0	1	1	1	0	0	0	0	0	0	4	0.0
Radim Vrbata	3	0	0	0	-3	0	0	0	0	0	0	6	0.0	Jared Spurgeon	2	0	1	1	3	0	0	0	0	0	0	5	0.0
Alexander Burmistrov	2	0	0	0	-1	2	0	0	0	0	0	1	0.0	Christian Folin	3	0	0	0	0	0	0	0	0	0	0	2	0.0
Kevin Connauton	2	0	0	0	-1	2	0	0	0	0	0	1	0.0	Marco Scandella	3	0	0	0	-2	0	0	0	0	0	0	2	0.0
Anthony Duclair	2	0	0	0	-1	0	0	0	0	0	0	2	0.0	Jason Zucker	3	0	0	0	0	4	0	0	0	0	0	6	0.0
Oliver Ekman-Larsson	2	0	0	0	-1	6	0	0	0	0	0	4	0.0	Jonas Brodin	2	0	0	0	0	0	0	0	0	0	0	5	0.0
Laurent Dauphin	1	0	0	0	0	2	0	0	0	0	0	2	0.0	Nate Prosser	2	0	0	0	0	0	0	0	0	0	0	2	0.0
Anthony DeAngelo	1	0	0	0	0	0	0	0	0	0	0	3	0.0	Joel Eriksson Ek	1	0	0	0	-1	0	0	0	0	0	0	3	0.0
Max Domi	1	0	0	0	0	2	0	0	0	0	0	1	0.0	Teemu Pulkkinen	1	0	0	0	0	0	0	0	0	0	0	0	0.0
Martin Hanzal	1	0	0	0	-1	0	0	0	0	0	0	1	0.0	Jordan Schroeder	1	0	0	0	0	0	0	0	0	0	0	2	0.0
Peter Holland	1	0	0	0	-1	0	0	0	0	0	0	2	0.0	Ryan White	1	0	0	0	-1	0	0	0	0	0	0	1	0.0
Zbynek Michalek	1	0	0	0	0	0	0	0	0	0	0	2	0.0														
Ryan White	1	0	0	0	0	0	0	0	0	0	0	0	0.0														

POWER PLAY: 5-9 55.6% / PENALTY KILLING: 3-3 100.0%

POWER PLAY: 0-3 0-0% / PENALTY KILLING: 4-9 44.4%

GOALTENDING

COYOTES											WILD										
Goalie	GP	Min	W-L-OT	SO	GA	SA	SV	GAA	SV%	Goalie	GP	Min	W-L-OT	SO	GA	SA	SV	GAA	SV%		
Mike Smith	2	117	0-2-0	0	6	74	68	3.07	.919	Darcy Kuemper	2	120	2-0-0	0	2	49	47	1.00	.959		
Louis Domingue	1	58	0-1-0	0	4	25	21	4.10	.840	Devan Dubnyk	1	60	1-0-0	0	3	23	20	3.01	.870		

GOALS BY PERIOD

COYOTES					WILD				
1	2	3	OT	TOT	1	2	3	OT	TOT
1	2	2	0	5	5	2	4	0	11

SHOTS BY PERIOD

COYOTES					WILD				
1	2	3	OT	TOT	1	2	3	OT	TOT
21	27	24	0	72	31	28	41	0	100

SEE RECORDS SECTION FOR "ALL TIME VS THE WILD" BREAKDOWN



**MONTREAL CANADIENS**

2016-17 SEASON SERIES - Won: 0 Lost: 1 OT: 1

AT ARIZONA	COYOTES	CANADIENS	ATTEND	GOALTENDERS	W. GOAL
Feb 09 '17*	Coyotes 4	Canadiens 5	14,098	Mike Smith vs Carey Price	Alex Galchenyuk

AT MONTREAL	COYOTES	CANADIENS	ATTEND	GOALTENDERS	W. GOAL
Oct 20 '16	Coyotes 2	Canadiens 5	21,288	Louis Domingue, Justin Peters vs Carey Price	Shea Weber

\* - Overtime \*\* - Shootout

**LAST TIME VS THE CANADIENS...**

Last Home Win: February 15, 2016 (6-2)  
 Last Home Loss: February 9, 2017 (5-4 OT)  
 Last Home Tie: March 10, 2001 (3-3)  
 Last Road Win: November 19, 2015 (3-2)  
 Last Road Loss: October 20, 2016 (5-2)  
 Last Road Tie: December 8, 2001 (3-3)

**INDIVIDUAL SCORING**

COYOTES												
Player	GP	G	A	P	+/-	PIM	PP	SH	GW	GT	EN	S %
Christian Dvorak	2	2	0	2	1	0	1	0	0	0	4	50.0
Max Domi	2	1	1	2	-1	2	0	0	0	0	6	16.7
Alex Goligoski	2	1	1	2	0	0	0	1	0	0	3	33.3
Jordan Martinook	2	0	2	2	1	4	0	0	0	0	3	0.0
Jakob Chychrun	2	1	0	1	1	0	0	0	0	0	4	25.0
Laurent Dauphin	1	1	0	1	0	0	0	1	0	0	4	25.0
Shane Doan	2	0	1	1	-1	0	0	0	0	0	5	0.0
Oliver Ekman-Larsson	2	0	1	1	-4	2	0	0	0	0	2	0.0
Connor Murphy	2	0	1	1	-1	0	0	0	0	0	0	0.0
Radim Vrbata	2	0	1	1	-1	0	0	0	0	0	5	0.0
Peter Holland	1	0	1	1	0	0	0	0	0	0	3	0.0
Brad Richardson	1	0	1	1	0	0	0	0	0	0	3	0.0
Tobias Rieder	2	0	0	0	-1	0	0	0	0	0	2	0.0
Luke Schenn	2	0	0	0	-3	0	0	0	0	0	1	0.0
Ryan White	2	0	0	0	-2	4	0	0	0	0	0	0.0
Alexander Burmistrov	1	0	0	0	0	0	0	0	0	0	1	0.0
Lawson Crouse	1	0	0	0	-1	2	0	0	0	0	1	0.0
Anthony Duclair	1	0	0	0	-1	0	0	0	0	0	0	0.0
Martin Hanzal	1	0	0	0	-2	0	0	0	0	0	0	0.0
Jamie McBain	1	0	0	0	1	0	0	0	0	0	1	0.0
Jamie McGinn	1	0	0	0	0	0	0	0	0	0	4	0.0
Brendan Perlini	1	0	0	0	-1	0	0	0	0	0	0	0.0
Michael Stone	1	0	0	0	1	0	0	0	0	0	0	0.0
Dylan Strome	1	0	0	0	-1	0	0	0	0	0	2	0.0

CANADIENS												
Player	GP	G	A	P	+/-	PIM	PP	SH	GW	GT	EN	S %
Max Pacioretty	2	2	3	5	3	0	1	0	0	0	12	16.7
Andrei Markov	2	1	2	3	1	0	0	0	0	0	4	25.0
Alex Galchenyuk	2	2	0	2	1	2	0	0	1	0	5	40.0
Shea Weber	2	1	1	2	3	0	1	0	1	0	6	16.7
Paul Byron	2	0	2	2	0	2	0	0	0	0	1	0.0
Phillip Danault	2	0	2	2	1	2	0	0	0	0	3	0.0
Jeff Petry	2	0	2	2	0	0	0	0	0	0	3	0.0
Tomas Plekanec	2	0	2	2	0	0	0	0	0	0	5	0.0
Alexei Emelin	2	1	0	1	1	2	0	0	0	0	3	33.3
Artturi Lehkonen	2	1	0	1	1	0	0	0	0	0	5	20.0
Torrey Mitchell	2	1	0	1	2	0	0	0	0	0	1	100.0
Alexander Radulov	2	1	0	1	1	2	0	0	0	0	4	25.0
Nathan Beaulieu	2	0	1	1	0	0	0	0	0	0	2	0.0
Daniel Carr	1	0	1	1	1	0	0	0	0	0	1	0.0
David Desharnais	1	0	1	1	-1	0	0	0	0	0	2	0.0
Brendan Gallagher	1	0	1	1	1	0	0	0	0	0	9	0.0
Michael McCarron	1	0	1	1	1	0	0	0	0	0	2	0.0
Andrew Shaw	2	0	0	0	-1	2	0	0	0	0	6	0.0
Sven Andrighetto	1	0	0	0	-1	0	0	0	0	0	3	0.0
Brian Flynn	1	0	0	0	-1	0	0	0	0	0	3	0.0
Greg Pateryn	1	0	0	0	-1	0	0	0	0	0	1	0.0
Mikhail Sergachev	1	0	0	0	1	0	0	0	0	0	2	0.0

POWER PLAY: 2-6 66.7% / PENALTY KILLING: 4-5 80.0%

POWER PLAY: 1-5 20.0% / PENALTY KILLING: 4-6 66.7%

**GOALTENDING**

COYOTES									
Goalie	GP	Min	W-L-OT	SO	GA	SA	SV	GAA	SV%
Justin Peters	1	34	0-0-0	0	1	24	23	1.76	.958
Mike Smith	1	62	0-0-1	0	5	40	35	4.82	.875
Louis Domingue	1	26	0-1-0	0	4	19	15	9.30	.789

CANADIENS									
Goalie	GP	Min	W-L-OT	SO	GA	SA	SV	GAA	SV%
Carey Price	2	121	2-0-0	0	6	54	48	2.97	.889

**GOALS BY PERIOD**

COYOTES					CANADIENS				
1	2	3	OT	TOT	1	2	3	OT	TOT
0	5	1	0	6	3	3	3	1	10

**SHOTS BY PERIOD**

COYOTES					CANADIENS				
1	2	3	OT	TOT	1	2	3	OT	TOT
14	23	16	1	54	20	35	24	4	83

SEE RECORDS SECTION FOR "ALL TIME VS THE CANADIENS" BREAKDOWN



## NASHVILLE PREDATORS

2016-17 SEASON SERIES – Won: 2 Lost: 1 OT: 0

AT ARIZONA	COYOTES	PREDATORS	ATTEND	GOALTENDERS	W. GOAL
Dec 10 '16	Coyotes 4	Predators 1	13,820	Mike Smith vs Pekka Rinne	Laurent Dauphin
Nov 03 '16**	Coyotes 3	Predators 2	10,745	Louis Domingue vs Pekka Rinne	Anthony Duclair

AT NASHVILLE	COYOTES	PREDATORS	ATTEND	GOALTENDERS	W. GOAL
Mar 20 '17	Coyotes 1	Predators 3	17,113	Mike Smith vs Pekka Rinne	Ryan Ellis

\* - Overtime \*\* - Shootout

### LAST TIME VS THE PREDATORS...

Last Home Win: December 10, 2016 (4-1)  
 Last Home Loss: March 9, 2015 (2-1 OT)  
 Last Home Tie: None  
 Last Road Win: March 28, 2013 (7-4)  
 Last Road Loss: March 20, 2017 (3-1)  
 Last Road Tie: December 22, 2003 (3-3)

### INDIVIDUAL SCORING

COYOTES													PREDATORS														
Player	GP	G	A	P	+/-	PIM	PP	SH	GW	GT	EN	S	S%	Player	GP	G	A	P	+/-	PIM	PP	SH	GW	GT	EN	S	S%
Alex Goligoski	3	1	2	3	4	0	0	0	0	0	0	5	20.0	Craig Smith	3	1	2	3	1	0	1	0	0	0	0	6	16.7
Christian Dvorak	3	1	1	2	1	0	0	0	0	0	0	4	25.0	Ryan Ellis	2	2	0	2	3	2	0	0	1	0	0	5	40.0
Anthony Duclair	2	1	1	2	0	0	0	0	0	0	0	2	50.0	Viktor Arvidsson	3	1	1	2	2	0	0	0	0	0	0	11	9.1
Ryan White	2	0	2	2	1	0	0	0	0	0	0	1	0.0	Roman Josi	3	1	1	2	2	2	0	0	0	0	0	15	6.7
Oliver Ekman-Larsson	3	1	0	1	0	4	1	0	0	0	0	9	11.1	Matt Irwin	3	1	0	1	-1	0	0	0	0	0	0	5	20.0
Laurent Dauphin	2	1	0	1	1	0	0	0	1	0	0	3	33.3	Mattias Ekholm	3	0	1	1	-2	0	0	0	0	0	0	2	0.0
Brendan Perlini	2	1	0	1	1	2	0	0	0	0	0	3	33.3	Ryan Johansen	3	0	1	1	1	2	0	0	0	0	0	9	0.0
Martin Hanzal	1	1	0	1	1	0	0	0	0	0	0	2	50.0	P.K. Subban	3	0	1	1	-2	5	0	0	0	0	0	11	0.0
Jakob Chychrun	3	0	1	1	1	6	0	0	0	0	0	3	0.0	Yannick Weber	3	0	1	1	-1	2	0	0	0	0	0	4	0.0
Lawson Crouse	3	0	1	1	-2	5	0	0	0	0	0	5	0.0	Mike Fisher	2	0	1	1	-1	0	0	0	0	0	0	5	0.0
Jordan Martinook	3	0	1	1	-1	2	0	0	0	0	0	2	0.0	Mike Ribeiro	2	0	1	1	-1	0	0	0	0	0	0	1	0.0
Radim Vrbata	3	0	1	1	1	2	0	0	0	0	0	13	0.0	Kevin Fiala	3	0	0	0	0	4	0	0	0	0	0	6	0.0
Shane Doan	2	0	1	1	1	0	0	0	0	0	0	5	0.0	Filip Forsberg	3	0	0	0	-1	0	0	0	0	0	0	7	0.0
Max Domi	2	0	1	1	0	0	0	0	0	0	0	4	0.0	Calle Jarnkrok	3	0	0	0	-1	2	0	0	0	0	0	6	0.0
Tyler Gaudet	1	0	1	1	1	0	0	0	0	0	0	2	0.0	James Neal	3	0	0	0	-2	0	0	0	0	0	0	9	0.0
Jamie McGinn	3	0	0	0	-1	2	0	0	0	0	0	8	0.0	Austin Watson	3	0	0	0	0	0	0	0	0	0	0	1	0.0
Connor Murphy	3	0	0	0	-1	2	0	0	0	0	0	1	0.0	Colin Wilson	3	0	0	0	-1	0	0	0	0	0	0	7	0.0
Luke Schenn	3	0	0	0	-3	5	0	0	0	0	0	4	0.0	Colton Sissons	2	0	0	0	1	0	0	0	0	0	0	0	0.0
Tobias Rieder	2	0	0	0	0	0	0	0	0	0	0	3	0.0	Cody Bass	1	0	0	0	0	2	0	0	0	0	0	0	0.0
Kevin Connauton	1	0	0	0	0	4	0	0	0	0	0	2	0.0	Frederick Gaudreau	1	0	0	0	-1	0	0	0	0	0	0	1	0.0
Anthony DeAngelo	1	0	0	0	1	2	0	0	0	0	0	1	0.0	Petter Granberg	1	0	0	0	-2	0	0	0	0	0	0	0	0.0
Peter Holland	1	0	0	0	-1	0	0	0	0	0	0	1	0.0	Cody McLeod	1	0	0	0	1	5	0	0	0	0	0	2	0.0
Josh Jooris	1	0	0	0	0	0	0	0	0	0	0	3	0.0	POWER PLAY: 1-12 8.3% / PENALTY KILLING: 6-7 85.7%													
Zbynek Michalek	1	0	0	0	0	0	0	0	0	0	0	0	0.0	POWER PLAY: 1-7 14.3% / PENALTY KILLING: 11-12 91.7%													
Teemu Pulkkinen	1	0	0	0	0	0	0	0	0	0	0	1	0.0														
Brad Richardson	1	0	0	0	0	0	0	0	0	0	0	1	0.0														
Dylan Strome	1	0	0	0	0	0	0	0	0	0	0	0	0.0														

### GOALTENDING

COYOTES										PREDATORS									
Goalie	GP	Min	W-L-OT	SO	GA	SA	SV	GAA	SV%	Goalie	GP	Min	W-L-OT	SO	GA	SA	SV	GAA	SV%
Mike Smith	2	118	1-1-0	0	4	76	72	2.03	.947	Pekka Rinne	3	185	1-1-1	0	7	88	81	2.27	.920
Louis Domingue	1	65	1-0-0	0	2	37	35	1.85	.946										

### GOALS BY PERIOD

COYOTES					PREDATORS				
1	2	3	OT	TOT	1	2	3	OT	TOT
3	1	3	0	7	2	3	1	0	6

### SHOTS BY PERIOD

COYOTES					PREDATORS				
1	2	3	OT	TOT	1	2	3	OT	TOT
21	33	34	0	88	36	44	27	6	113

SEE RECORDS SECTION FOR "ALL TIME VS THE PREDATORS" BREAKDOWN



NEW JERSEY DEVILS

2016-17 SEASON SERIES - Won: 1 Lost: 1 OT: 0

LAST TIME VS THE DEVILS...

Last Home Win: March 11, 2017 (5-4)  
 Last Home Loss: January 16, 2016 (2-0)  
 Last Home Tie: December 3, 1990 (4-4)  
 Last Road Win: March 27, 2014 (3-2 SO)  
 Last Road Loss: October 25, 2016 (5-3)  
 Last Road Tie: January 2, 1993 (2-2)

AT ARIZONA	COYOTES	DEVILS	ATTEND	GOALTENDERS	W. GOAL
Mar 11 '17	Coyotes 5	Devils 4	11,223	Mike Smith vs Cory Schneider, Keith Kinkaid	Anthony DeAngelo

AT NEW JERSEY	COYOTES	DEVILS	ATTEND	GOALTENDERS	W. GOAL
Oct 25 '16	Coyotes 3	Devils 5	12,756	Justin Peters vs Cory Schneider	Travis Zajac

\* - Overtime \*\* - Shootout

INDIVIDUAL SCORING

COYOTES														DEVILS													
Player	GP	G	A	P	+/-	PIM	PP	SH	GW	GT	EN	S	S%	Player	GP	G	A	P	+/-	PIM	PP	SH	GW	GT	EN	S	S%
Jakob Chychrun	2	1	2	3	1	0	1	0	0	0	0	3	33.3	Taylor Hall	2	2	2	4	1	2	1	0	0	0	0	6	33.3
Jordan Martinook	2	1	2	3	0	0	0	0	0	0	0	2	50.0	Damon Severson	2	0	4	4	2	0	0	0	0	0	0	4	0.0
Max Domi	2	0	3	3	0	4	0	0	0	0	0	1	0.0	Pavel Zacha	2	0	3	3	1	0	0	0	0	0	0	3	0.0
Oliver Ekman-Larsson	2	2	0	2	-2	0	1	0	0	0	0	7	28.6	Kyle Palmieri	2	2	0	2	2	0	1	0	0	0	0	6	33.3
Tobias Rieder	2	1	1	2	-1	0	0	0	0	0	0	5	20.0	Travis Zajac	1	2	0	2	0	0	1	0	1	0	1	4	50.0
Anthony DeAngelo	1	1	1	2	1	0	0	0	1	0	0	4	25.0	Adam Henrique	2	1	1	2	2	0	0	0	0	0	0	5	20.0
Jamie McGinn	2	0	2	2	1	0	0	0	0	0	0	2	0.0	Beau Bennett	2	1	0	1	0	0	0	0	0	0	0	3	33.3
Michael Stone	1	0	2	2	-1	0	0	0	0	0	0	2	0.0	John Moore	2	1	0	1	4	2	0	0	0	0	6	16.7	
Radim Vrbata	2	1	0	1	-1	2	0	0	0	0	0	4	25.0	Ben Lovejoy	2	0	1	1	-1	0	0	0	0	0	0	2	0.0
Brendan Perlini	1	1	0	1	0	0	1	0	0	0	0	3	33.3	Joseph Blandisi	1	0	1	1	0	2	0	0	0	0	0	0	0.0
Alex Goligoski	2	0	1	1	-1	0	0	0	0	0	0	2	0.0	Reid Boucher	1	0	1	1	1	0	0	0	0	0	0	0	0.0
Connor Murphy	2	0	1	1	1	2	0	0	0	0	0	4	0.0	Devante Smith-Pelly	1	0	1	1	1	0	0	0	0	0	0	2	0.0
Lawson Crouse	2	0	0	0	-1	0	0	0	0	0	0	1	0.0	Miles Wood	1	0	1	1	1	0	0	0	0	0	0	3	0.0
Shane Doan	2	0	0	0	-3	0	0	0	0	0	0	3	0.0	Andy Greene	2	0	0	0	-1	2	0	0	0	0	0	4	0.0
Anthony Duclair	2	0	0	0	2	0	0	0	0	0	0	3	0.0	Yohann Auivitu	1	0	0	0	1	0	0	0	0	0	0	1	0.0
Christian Dvorak	2	0	0	0	0	0	0	0	0	0	0	2	0.0	Michael Cammalleri	1	0	0	0	-2	0	0	0	0	0	0	4	0.0
Luke Schenn	2	0	0	0	-1	0	0	0	0	0	0	4	0.0	Blake Coleman	1	0	0	0	-1	0	0	0	0	0	0	1	0.0
Martin Hanzal	1	0	0	0	0	2	0	0	0	0	0	4	0.0	Vernon Fiddler	1	0	0	0	0	0	0	0	0	0	0	2	0.0
Peter Holland	1	0	0	0	1	0	0	0	0	0	0	2	0.0	Sergey Kalinin	1	0	0	0	2	0	0	0	0	0	0	0	0.0
Josh Jooris	1	0	0	0	-1	4	0	0	0	0	0	1	0.0	Nick Lappin	1	0	0	0	0	0	0	0	0	0	0	2	0.0
Brad Richardson	1	0	0	0	-1	0	0	0	0	0	0	2	0.0	Jon Merrill	1	0	0	0	-2	0	0	0	0	0	0	1	0.0
Ryan White	1	0	0	0	0	0	0	0	0	0	0	1	0.0	Stefan Noesen	1	0	0	0	1	2	0	0	0	0	0	1	0.0

POWER PLAY: 3-6 50.0% / PENALTY KILLING: 2-5 40.0%

POWER PLAY: 3-5 60.0% / PENALTY KILLING: 3-6 50.0%

GOALTENDING

COYOTES											DEVILS										
Goalie	GP	Min	W-L-OT	SO	GA	SA	SV	GAA	SV%	Goalie	GP	Min	W-L-OT	SO	GA	SA	SV	GAA	SV%		
Mike Smith	1	60	1-0-0	0	4	30	26	4.00	.867	Cory Schneider	2	84	1-0-0	0	7	41	34	4.99	.829		
Justin Peters	1	59	0-1-0	0	4	34	30	4.09	.882	Keith Kinkaid	1	35	0-1-0	0	1	21	20	1.71	.952		

GOALS BY PERIOD

COYOTES					DEVILS				
1	2	3	OT	TOT	1	2	3	OT	TOT
4	1	3	0	8	1	4	4	0	9

SHOTS BY PERIOD

COYOTES					DEVILS				
1	2	3	OT	TOT	1	2	3	OT	TOT
19	20	23	0	62	17	28	20	0	65

SEE RECORDS SECTION FOR "ALL TIME VS THE DEVILS" BREAKDOWN



## NEW YORK ISLANDERS

2016-17 SEASON SERIES - Won: 1 Lost: 1 OT: 0

AT ARIZONA	COYOTES	ISLANDERS	ATTEND	GOALTENDERS	W. GOAL
Jan 7 '17**	Coyotes 2	Islanders 1	12,380	Louis Domingue vs Thomas Greiss	Anthony Duclair

AT NEW YORK	COYOTES	ISLANDERS	ATTEND	GOALTENDERS	W. GOAL
Oct 21 '16	Coyotes 2	Islanders 3	13,076	Louis Domingue vs Jaroslav Halak	Johnny Boychuk

\* - Overtime \*\* - Shootout

### LAST TIME VS THE ISLANDERS...

Last Home Win: January 7, 2017 (2-1 SO)  
 Last Home Loss: November 8, 2014 (1-0)  
 Last Home Tie: March 25, 2001 (2-2)  
 Last Road Win: December 18, 2010 (4-3 SO)  
 Last Road Loss: October 21, 2016 (3-2)  
 Last Road Tie: January 10, 2000 (2-2)

### INDIVIDUAL SCORING

COYOTES														ISLANDERS														
Player	GP	G	A	P	+/-	PIM	PP	SH	GW	GT	EN	S	S%	Player	GP	G	A	P	+/-	PIM	PP	SH	GW	GT	EN	S	S%	
Radim Vrbata	2	1	0	1	2	0	0	0	0	0	0	4	25.0	Johnny Boychuk	2	1	2	3	2	0	0	1	1	0	0	4	25.0	
Brendan Perlini	1	1	0	1	0	0	0	0	0	0	0	2	50.0	Alan Quine	2	1	0	1	2	0	0	0	0	0	0	2	50.0	
Brad Richardson	1	1	0	1	0	0	0	0	0	0	0	3	33.3	Dennis Seidenberg	2	1	0	1	1	0	0	0	0	0	0	3	33.3	
Jakob Chychrun	2	0	1	1	0	0	0	0	0	0	0	0	0.0	Ryan Strome	2	1	0	1	1	0	0	0	0	0	0	6	16.7	
Laurent Dauphin	2	0	1	1	-1	2	0	0	0	0	0	1	0.0	Casey Cizikas	2	0	1	1	1	2	0	0	0	0	0	5	0.0	
Shane Doan	2	0	1	1	1	0	0	0	0	0	0	4	0.0	Cal Clutterbuck	2	0	1	1	-1	0	0	0	0	0	0	3	0.0	
Connor Murphy	2	0	1	1	-1	2	0	0	0	0	0	1	0.0	Brock Nelson	2	0	1	1	0	0	0	0	0	0	0	4	0.0	
Tobias Rieder	2	0	1	1	1	0	0	0	0	0	0	2	0.0	Anthony Beauvillier	1	0	1	1	1	0	0	0	0	0	0	0	0.0	
Peter Holland	1	0	1	1	1	0	0	0	0	0	0	5	0.0	Josh Bailey	2	0	0	0	0	0	0	0	0	0	0	4	0.0	
Lawson Crouse	2	0	0	0	-1	2	0	0	0	0	0	4	0.0	Jason Chimera	2	0	0	0	1	2	0	0	0	0	0	2	0.0	
Anthony Duclair	2	0	0	0	-1	0	0	0	0	0	0	4	0.0	Calvin de Haan	2	0	0	0	-1	2	0	0	0	0	0	2	0.0	
Christian Dvorak	2	0	0	0	-1	4	0	0	0	0	0	1	0.0	Travis Hamonic	2	0	0	0	-1	2	0	0	0	0	0	2	0.0	
Oliver Ekman-Larsson	2	0	0	0	-1	0	0	0	0	0	0	3	0.0	Thomas Hickey	2	0	0	0	0	0	0	0	0	0	0	2	0.0	
Alex Goligoski	2	0	0	0	0	0	0	0	0	0	0	2	0.0	Nikolay Kulemin	2	0	0	0	-1	0	0	0	0	0	0	1	0.0	
Luke Schenn	2	0	0	0	1	0	0	0	0	0	0	2	0.0	Andrew Ladd	2	0	0	0	0	4	0	0	0	0	0	6	0.0	
Michael Stone	2	0	0	0	-1	0	0	0	0	0	0	2	0.0	Anders Lee	2	0	0	0	2	0	0	0	0	0	0	2	0.0	
Kevin Connauton	1	0	0	0	-1	0	0	0	0	0	0	1	0.0	John Tavares	2	0	0	0	-2	0	0	0	0	0	0	9	0.0	
Max Domi	1	0	0	0	-1	2	0	0	0	0	0	4	0.0	Nick Leddy	1	0	0	0	0	0	0	0	0	0	0	2	0.0	
Martin Hanzal	1	0	0	0	1	0	0	0	0	0	0	2	0.0	Shane Prince	1	0	0	0	0	0	0	0	0	0	0	0	0.0	
Josh Jooris	1	0	0	0	0	4	0	0	0	0	0	2	0.0	Ryan Pulock	1	0	0	0	1	0	0	0	0	0	0	0	0.0	
Jordan Martinook	1	0	0	0	-2	0	0	0	0	0	0	0	0.0															
Jamie McGinn	1	0	0	0	0	0	0	0	0	0	0	3	0.0															
Dylan Strome	1	0	0	0	-1	0	0	0	0	0	0	0	0.0															

POWER PLAY: 0-7 0.0% / PENALTY KILLING: 6-6 100.0%

POWER PLAY: 0-6 00.0% / PENALTY KILLING: 7-7 100.0%

### GOALTENDING

COYOTES											ISLANDERS										
Goalie	GP	Min	W-L-OT	SO	GA	SA	SV	GAA	SV%		Goalie	GP	Min	W-L-OT	SO	GA	SA	SV	GAA	SV%	
Louis Domingue	2	123	1-1-0	0	4	59	55	1.95	.932		Jaroslav Halak	1	60	1-0-0	0	2	25	23	2.00	.920	
											Thomas Greiss	1	65	0-0-1	0	1	27	26	0.92	.963	

### GOALS BY PERIOD

COYOTES					ISLANDERS				
1	2	3	OT	TOT	1	2	3	OT	TOT
2	0	1	0	3	2	1	1	0	4

### SHOTS BY PERIOD

COYOTES					ISLANDERS				
1	2	3	OT	TOT	1	2	3	OT	TOT
20	15	16	1	52	12	28	13	6	59

SEE RECORDS SECTION FOR "ALL TIME VS THE ISLANDERS" BREAKDOWN



**NEW YORK RANGERS**

2016-17 SEASON SERIES - Won: 0 Lost: 2 OT: 0

**LAST TIME VS THE RANGERS...**

Last Home Win: October 3, 2013 (4-1)  
 Last Home Loss: December 29, 2016 (6-3)  
 Last Home Tie: December 28, 1999 (2-2)  
 Last Road Win: December 16, 2007 (5-1)  
 Last Road Loss: October 23, 2016 (3-2)  
 Last Road Tie: November 20, 1989 (3-3)

AT ARIZONA	COYOTES	RANGERS	ATTEND	GOALTENDERS	W. GOAL
Dec 29 '16	Coyotes 3	Rangers 6	15,090	Mike Smith vs Antti Raanta	Matt Puempel

AT NEW YORK	COYOTES	RANGERS	ATTEND	GOALTENDERS	W. GOAL
Oct 23 '16	Coyotes 2	Rangers 3	18,006	Louis Domingue vs Henrik Lundqvist	Dan Girardi

\* - Overtime \*\* - Shootout

**INDIVIDUAL SCORING**

COYOTES														RANGERS													
Player	GP	G	A	P	+/-	PIM	PP	SH	GW	GT	EN	S	S%	Player	GP	G	A	P	+/-	PIM	PP	SH	GW	GT	EN	S	S%
Radim Vrbata	2	2	1	3	1	0	0	0	0	0	0	5	40.0	Matt Puempel	1	3	0	3	0	0	3	0	1	0	0	5	60.0
Christian Dvorak	2	1	1	2	3	0	0	0	0	0	0	1	100.0	J.T. Miller	2	2	1	3	-1	0	1	0	0	0	1	8	25.0
Connor Murphy	2	0	2	2	1	0	0	0	0	0	0	4	0.0	Kevin Hayes	2	0	3	3	1	0	0	0	0	0	0	3	0.0
Anthony Duclair	2	1	0	1	-1	2	0	0	0	0	0	3	33.3	Nick Holden	2	1	1	2	2	0	1	0	0	0	0	3	33.3
Tobias Rieder	2	1	0	1	-1	0	1	0	0	0	0	2	50.0	Jesper Fast	2	0	2	2	1	0	0	0	0	0	0	1	0.0
Jakob Chychrun	2	0	1	1	0	2	0	0	0	0	0	2	0.0	Ryan McDonagh	2	0	2	2	0	2	0	0	0	0	0	2	0.0
Lawson Crouse	2	0	1	1	1	0	0	0	0	0	0	2	0.0	Brandon Pirri	2	0	2	2	-1	0	0	0	0	0	0	1	0.0
Oliver Ekman-Larsson	2	0	1	1	0	2	0	0	0	0	0	4	0.0	Dan Girardi	2	1	0	1	0	0	0	0	1	0	0	2	50.0
Martin Hanzal	2	0	1	1	-1	4	0	0	0	0	0	2	0.0	Josh Jooris	1	1	0	1	1	0	0	0	0	0	0	1	100.0
Max Domi	1	0	1	1	1	0	0	0	0	0	0	2	0.0	Chris Kreider	1	1	0	1	0	0	0	0	0	0	0	3	33.3
Shane Doan	2	0	0	0	-1	0	0	0	0	0	0	2	0.0	Michael Grabner	2	0	1	1	1	0	0	0	0	0	0	2	0.0
Alex Goligoski	2	0	0	0	-1	2	0	0	0	0	0	4	0.0	Brady Skjei	2	0	1	1	0	2	0	0	0	0	0	4	0.0
Jordan Martinook	2	0	0	0	-1	2	0	0	0	0	0	5	0.0	Jimmy Vesey	2	0	1	1	0	0	0	0	0	0	0	4	0.0
Luke Schenn	2	0	0	0	0	2	0	0	0	0	0	2	0.0	Mats Zuccarello	2	0	1	1	0	0	0	0	0	0	0	3	0.0
Laurent Dauphin	1	0	0	0	-1	0	0	0	0	0	0	0	0.0	Marek Hrivik	1	0	1	1	-1	0	0	0	0	0	0	1	0.0
Anthony DeAngelo	1	0	0	0	-1	0	0	0	0	0	0	2	0.0	Kevin Klein	2	0	0	0	-2	0	0	0	0	0	0	4	0.0
Peter Holland	1	0	0	0	0	2	0	0	0	0	0	0	0.0	Oscar Lindberg	2	0	0	0	-1	2	0	0	0	0	0	1	0.0
Josh Jooris	1	0	0	0	1	0	0	0	0	0	0	1	0.0	Marc Staal	2	0	0	0	0	0	0	0	0	0	0	3	0.0
Jamie McGinn	1	0	0	0	0	0	0	0	0	0	0	1	0.0	Derek Stepan	2	0	0	0	1	0	0	0	0	0	0	3	0.0
Brendan Perlini	1	0	0	0	0	0	0	0	0	0	0	1	0.0	Rick Nash	1	0	0	0	0	2	0	0	0	0	0	3	0.0
Brad Richardson	1	0	0	0	-1	0	0	0	0	0	0	2	0.0	Mika Zibanejad	1	0	0	0	-1	0	0	0	0	0	0	1	0.0
Michael Stone	1	0	0	0	0	0	0	0	0	0	0	1	0.0														
Ryan White	1	0	0	0	0	0	0	0	0	0	0	2	0.0														

POWER PLAY: 1-4 25.0% / PENALTY KILLING: 4-9 44.4%

POWER PLAY: 5-9 55.6% / PENALTY KILLING: 3-4 75.0%

**GOALTENDING**

COYOTES										RANGERS									
Goalie	GP	Min	W-L-OT	SO	GA	SA	SV	GAA	SV%	Goalie	GP	Min	W-L-OT	SO	GA	SA	SV	GAA	SV%
Louis Domingue	1	59	0-1-0	0	3	26	23	3.06	.885	Henrik Lundqvist	1	60	1-0-0	0	2	29	27	2.00	.931
Mike Smith	1	59	0-1-0	0	5	31	26	5.09	.839	Antti Raanta	1	60	1-0-0	0	3	21	18	3.00	.857

**GOALS BY PERIOD**

COYOTES					RANGERS				
1	2	3	OT	TOT	1	2	3	OT	TOT
2	2	1	0	5	3	2	4	0	9

**SHOTS BY PERIOD**

COYOTES					RANGERS				
1	2	3	OT	TOT	1	2	3	OT	TOT
16	18	16	0	50	21	20	17	0	58

SEE RECORDS SECTION FOR "ALL TIME VS THE RANGERS" BREAKDOWN





## OTTAWA SENATORS

2016-17 SEASON SERIES - Won: 0 Lost: 1 OT: 1

AT ARIZONA	COYOTES	SENATORS	ATTEND	GOALTENDERS	W. GOAL
Mar 09 '17*	Coyotes 2	Senators 3	10,611	Mike Smith vs Mike Condon	Erik Karlsson

AT OTTAWA	COYOTES	SENATORS	ATTEND	GOALTENDERS	W. GOAL
Oct 18 '16	Coyotes 4	Senators 7	11,061	Mike Smith, Louis Domingue vs Craig Anderson	Mark Stone

\* - Overtime \*\* - Shootout

### LAST TIME VS THE SENATORS...

Last Home Win: November 28, 2015 (4-3)  
Last Home Loss: March 9, 2017 (3-2 OT)  
Last Home Tie: January 11, 1998 (4-4)  
Last Road Win: October 24, 2015 (4-1)  
Last Road Loss: October 18, 2016 (7-4)  
Last Road Tie: February 1, 1993 (4-4)

### INDIVIDUAL SCORING

COYOTES													SENATORS														
Player	GP	G	A	P	+/-	PIM	PP	SH	GW	GT	EN	S	S%	Player	GP	G	A	P	+/-	PIM	PP	SH	GW	GT	EN	S	S%
Jordan Martinook	2	2	1	3	1	0	0	0	0	0	0	8	25.0	Erik Karlsson	2	3	2	5	5	0	0	0	1	0	1	8	37.5
Tobias Rieder	2	1	1	2	-1	0	0	0	0	0	0	3	33.3	Mike Hoffman	2	0	3	3	1	2	0	0	0	0	0	9	0.0
Alex Goligoski	2	0	2	2	-2	0	0	0	0	0	0	3	0.0	Chris Kelly	2	1	1	2	2	0	0	0	0	0	0	3	33.3
Connor Murphy	2	0	2	2	0	4	0	0	0	0	0	4	0.0	Jean-Gabriel Pageau	2	1	1	2	6	0	0	0	0	0	0	8	12.5
Lawson Crouse	2	1	0	1	1	0	0	0	0	0	0	5	20.0	Tom Pyatt	2	1	1	2	6	0	0	0	0	0	0	5	20.0
Oliver Ekman-Larsson	2	1	0	1	-2	2	1	0	0	0	0	10	10.0	Mark Stone	2	1	1	2	0	2	0	0	1	0	0	7	14.3
Brendan Perlini	1	1	0	1	0	0	0	0	0	0	0	2	50.0	Kyle Turris	1	1	1	2	1	0	0	0	0	0	0	2	50.0
Shane Doan	2	0	1	1	0	0	0	0	0	0	0	2	0.0	Zack Smith	2	1	0	1	-2	2	0	1	0	0	0	4	25.0
Josh Jooris	1	0	1	1	1	0	0	0	0	0	0	3	0.0	Bobby Ryan	1	1	0	1	-1	2	1	0	0	0	0	1	100.0
Brad Richardson	1	0	1	1	1	0	0	0	0	0	0	1	0.0	Cody Ceci	2	0	1	1	-1	2	0	0	0	0	0	2	0.0
Dylan Strome	1	0	1	1	-1	0	0	0	0	0	0	1	0.0	Ryan Dzingel	2	0	1	1	0	0	0	0	0	0	0	2	0.0
Max Domi	2	0	0	0	-3	0	0	0	0	0	0	5	0.0	Marc Methot	2	0	1	1	4	2	0	0	0	0	0	1	0.0
Anthony Duclair	2	0	0	0	-2	0	0	0	0	0	0	6	0.0	Fredrik Claesson	1	0	1	1	1	0	0	0	0	0	0	1	0.0
Luke Schenn	2	0	0	0	2	0	0	0	0	0	0	2	0.0	Derick Brassard	2	0	0	0	-2	0	0	0	0	0	0	4	0.0
Radim Vrbata	2	0	0	0	-3	0	0	0	0	0	0	7	0.0	Dion Phaneuf	2	0	0	0	0	2	0	0	0	0	0	4	0.0
Jakob Chychrun	1	0	0	0	-1	2	0	0	0	0	0	1	0.0	Chris Wideman	2	0	0	0	0	0	0	0	0	0	0	2	0.0
Kevin Connauton	1	0	0	0	-1	0	0	0	0	0	0	1	0.0	Mark Borowiecki	1	0	0	0	0	0	0	0	0	0	0	0	0.0
Laurent Dauphin	1	0	0	0	0	0	0	0	0	0	0	1	0.0	Alexandre Burrows	1	0	0	0	0	0	0	0	0	0	0	2	0.0
Anthony DeAngelo	1	0	0	0	-1	0	0	0	0	0	0	2	0.0	Thomas Chabot	1	0	0	0	-2	0	0	0	0	0	0	1	0.0
Christian Dvorak	1	0	0	0	-2	0	0	0	0	0	0	2	0.0	Christopher DiDomenico	1	0	0	0	1	4	0	0	0	0	0	0	0.0
Martin Hanzal	1	0	0	0	-3	0	0	0	0	0	0	3	0.0	Chris Neil	1	0	0	0	-1	2	0	0	0	0	0	2	0.0
Peter Holland	1	0	0	0	0	0	0	0	0	0	0	1	0.0	Viktor Stalberg	1	0	0	0	-1	0	0	0	0	0	0	1	0.0
Jamie McBain	1	0	0	0	-2	0	0	0	0	0	0	0	0.0	Tommy Wingels	1	0	0	0	0	0	0	0	0	0	0	4	0.0
Jamie McGinn	1	0	0	0	0	2	0	0	0	0	0	2	0.0														
Ryan White	1	0	0	0	-1	2	0	0	0	0	0	1	0.0														

POWER PLAY: 1-9 11.1% / PENALTY KILLING: 4-5 80.0%

POWER PLAY: 1-5 20.0% / PENALTY KILLING: 8-9 88.9%

### GOALTENDING

COYOTES											SENATORS										
Goalie	GP	Min	W-L-OT	SO	GA	SA	SV	GAA	SV%	Goalie	GP	Min	W-L-OT	SO	GA	SA	SV	GAA	SV%		
Mike Smith	2	108	0-0-1	0	6	61	55	3.34	.902	Mike Condon	1	61	1-0-0	0	2	41	39	1.98	.951		
Louis Domingue	1	12	0-1-0	0	3	11	8	15.47	.727	Craig Anderson	1	60	1-0-0	0	4	35	31	4.00	.886		

### GOALS BY PERIOD

COYOTES					SENATORS				
1	2	3	OT	TOT	1	2	3	OT	TOT
1	2	3	0	6	2	2	5	2	11

### SHOTS BY PERIOD

COYOTES					SENATORS				
1	2	3	OT	TOT	1	2	3	OT	TOT
29	26	21	0	76	22	23	27	1	73

SEE RECORDS SECTION FOR "ALL TIME VS THE SENATORS" BREAKDOWN



**PHILADELPHIA FLYERS**

2016-17 SEASON SERIES - Won: 2 Lost: 0 OT: 0

**LAST TIME VS THE FLYERS...**

Last Home Win: October 15, 2016 (4-3) OT  
 Last Home Loss: January 4, 2014 (5-3)  
 Last Home Tie: April 4, 1994 (2-2)  
 Last Road Win: October 27, 2016 (5-4)  
 Last Road Loss: February 27, 2016 (4-2)  
 Last Road Tie: None

AT ARIZONA	COYOTES	FLYERS	ATTEND	GOALTENDERS	W. GOAL
Oct 15 '16*	Coyotes 4	Flyers 3	17,125	Mike Smith vs Steve Mason	Oliver Ekman-Larsson

AT PHILADELPHIA	COYOTES	FLYERS	ATTEND	GOALTENDERS	W. GOAL
Oct 27 '16	Coyotes 5	Flyers 4	19,432	Louis Domingue vs Steve Mason	Ryan White

\* - Overtime \*\* - Shootout

**INDIVIDUAL SCORING**

**COYOTES**

Player	GP	G	A	P	+/-	PIM	PP	SH	GW	GT	EN	S	S%
Martin Hanzal	2	2	1	3	2	0	0	0	0	0	0	11	18.2
Brad Richardson	2	2	1	3	0	4	0	2	0	0	0	4	50.0
Oliver Ekman-Larsson	2	2	0	2	3	2	0	0	1	0	0	3	66.7
Max Domi	2	0	2	2	2	0	0	0	0	0	0	2	0.0
Christian Dvorak	2	0	2	2	0	0	0	0	0	0	0	0	0.0
Shane Doan	2	1	0	1	0	2	1	0	0	0	0	5	20.0
Ryan White	2	1	0	1	0	4	0	0	1	0	0	4	25.0
Jamie McGinn	1	1	0	1	0	2	0	0	0	0	0	2	50.0
Jakob Chychrun	2	0	1	1	1	17	0	0	0	0	0	1	0.0
Anthony Duclair	2	0	1	1	1	0	0	0	0	0	0	3	0.0
Alex Goligoski	2	0	1	1	-1	0	0	0	0	0	0	3	0.0
Jordan Martinook	2	0	1	1	1	0	0	0	0	0	0	3	0.0
Tobias Rieder	2	0	1	1	0	0	0	0	0	0	0	6	0.0
Radim Vrbata	2	0	1	1	2	2	0	0	0	0	0	5	0.0
Michael Stone	1	0	1	1	1	0	0	0	0	0	0	1	0.0
Laurent Dauphin	2	0	0	0	0	4	0	0	0	0	0	1	0.0
Connor Murphy	2	0	0	0	2	0	0	0	0	0	0	1	0.0
Luke Schenn	2	0	0	0	-1	0	0	0	0	0	0	3	0.0
Lawson Crouse	1	0	0	0	-1	0	0	0	0	0	0	0	0.0
Jamie McBain	1	0	0	0	0	0	0	0	0	0	0	2	0.0

POWER PLAY: 1-9 11.1% / PENALTY KILLING: 10-12 83.3%

**FLYERS**

Player	GP	G	A	P	+/-	PIM	PP	SH	GW	GT	EN	S	S%
Brayden Schenn	1	1	2	3	-1	7	1	0	0	0	0	3	33.3
Wayne Simmonds	2	2	0	2	0	2	1	0	0	0	0	5	40.0
Claude Giroux	2	0	2	2	-1	0	0	0	0	0	0	7	0.0
Travis Konecny	2	0	2	2	-1	2	0	0	0	0	0	4	0.0
Brandon Manning	2	0	2	2	-1	0	0	0	0	0	0	2	0.0
Mark Streit	2	0	2	2	1	2	0	0	0	0	0	1	0.0
Nick Cousins	2	1	0	1	-1	2	0	0	0	0	0	2	50.0
Andrew MacDonald	2	1	0	1	-2	0	0	0	0	0	0	2	50.0
Matt Read	2	1	0	1	-1	0	0	0	0	0	0	7	14.3
Michael Raffl	1	1	0	1	2	0	0	0	0	0	0	1	100.0
Shayne Gostisbehere	2	0	1	1	-4	0	0	0	0	0	0	10	0.0
Ivan Provorov	2	0	1	1	0	2	0	0	0	0	0	2	0.0
Dale Weise	2	0	1	1	1	0	0	0	0	0	0	0	0.0
Nick Schultz	1	0	1	1	1	0	0	0	0	0	0	0	0.0
Pierre-Edouard Bellemare	2	0	0	0	-1	0	0	0	0	0	0	3	0.0
Sean Couturier	2	0	0	0	0	2	0	0	0	0	0	2	0.0
Chris VandeVelde	2	0	0	0	-2	0	0	0	0	0	0	1	0.0
Jakub Voracek	2	0	0	0	-3	22	0	0	0	0	0	8	0.0
Boyd Gordon	1	0	0	0	-1	0	0	0	0	0	0	1	0.0
Radko Gudas	1	0	0	0	1	0	0	0	0	0	0	1	0.0
Roman Lyubimov	1	0	0	0	0	0	0	0	0	0	0	0	0.0

POWER PLAY: 2-12 16.7% / PENALTY KILLING: 8-9 88.9%

**GOALTENDING**

**COYOTES**

Goalie	GP	Min	W-L-OT	SO	GA	SA	SV	GAA	SV%
Mike Smith	1	63	1-0-0	0	3	30	27	2.86	.900
Louis Domingue	1	60	1-0-0	0	4	32	28	4.00	.875

**FLYERS**

Goalie	GP	Min	W-L-OT	SO	GA	SA	SV	GAA	SV%
Steve Mason	2	122	0-1-1	0	9	60	51	4.43	.850

**GOALS BY PERIOD**

**COYOTES**

1	2	3	OT	TOT
4	1	3	1	9

**FLYERS**

1	2	3	OT	TOT
1	3	3	0	7

**SHOTS BY PERIOD**

**COYOTES**

1	2	3	OT	TOT
24	11	23	2	60

**FLYERS**

1	2	3	OT	TOT
20	24	13	5	62

SEE RECORDS SECTION FOR "ALL TIME VS THE FLYERS" BREAKDOWN



## PITTSBURGH PENGUINS

2016-17 SEASON SERIES - Won: 1 Lost: 1 OT: 0

AT ARIZONA	COYOTES	PENGUINS	ATTEND	GOALTENDERS	W. GOAL
Feb 11 '17*	Coyotes 4	Penguins 3	15,879	Mike Smith vs Marc-Andre Fleury	Connor Murphy

AT PITTSBURGH	COYOTES	PENGUINS	ATTEND	GOALTENDERS	W. GOAL
Dec 12 '16	Coyotes 0	Penguins 7	18,420	Mike Smith, Louis Domingue vs Matt Murray	Scott Wilson

\* - Overtime \*\* - Shootout

### LAST TIME VS THE PENGUINS...

Last Home Win: February 11, 2017 (4-3)  
 Last Home Loss: March 21, 2015 (3-1)  
 Last Home Tie: December 12, 1997 (2-2)  
 Last Road Win: March 25, 2014 (3-2)  
 Last Road Loss: December 12, 2016 (7-0)  
 Last Road Tie: None

### INDIVIDUAL SCORING

COYOTES														PENGUINS													
Player	GP	G	A	P	+/-	PIM	PP	SH	GW	GT	EN	S	S%	Player	GP	G	A	P	+/-	PIM	PP	SH	GW	GT	EN	S	S%
Martin Hanzal	2	2	0	2	-3	4	1	0	0	0	0	5	40.0	Phil Kessel	2	2	0	2	3	0	0	0	0	0	0	9	22.2
Oliver Ekman-Larsson	2	0	2	2	-2	6	0	0	0	0	0	3	0.0	Josh Archibald	1	2	0	2	2	0	0	1	0	0	0	2	100.0
Tobias Rieder	2	1	0	1	-1	0	0	0	0	0	0	7	14.3	Nick Bonino	2	1	1	2	2	0	0	0	0	0	0	5	20.0
Connor Murphy	1	1	0	1	1	0	0	0	1	0	0	1	100.0	Kris Letang	2	0	2	2	1	2	0	0	0	0	0	5	0.0
Radim Vrbata	2	0	1	1	-2	0	0	0	0	0	0	10	0.0	Evgeni Malkin	1	0	2	2	2	0	0	0	0	0	0	4	0.0
Alexander Burmistrov	1	0	1	1	2	0	0	0	0	0	0	2	0.0	Sidney Crosby	2	1	0	1	-1	2	1	0	0	0	0	3	33.3
Max Domi	1	0	1	1	0	2	0	0	0	0	0	1	0.0	Trevor Daley	2	1	0	1	5	4	0	0	0	0	0	3	33.3
Lawson Crouse	2	0	0	0	-1	0	0	0	0	0	0	2	0.0	Justin Schultz	2	1	0	1	1	2	1	0	0	0	0	3	33.3
Shane Doan	2	0	0	0	-1	2	0	0	0	0	0	3	0.0	Scott Wilson	2	1	0	1	1	0	0	0	1	0	0	2	50.0
Christian Dvorak	2	0	0	0	-2	0	0	0	0	0	0	1	0.0	Bryan Rust	1	1	0	1	2	2	0	0	0	0	0	3	33.3
Alex Goligoski	2	0	0	0	-2	0	0	0	0	0	0	1	0.0	Matt Cullen	2	0	1	1	1	0	0	0	0	0	0	1	0.0
Jordan Martinook	2	0	0	0	-1	2	0	0	0	0	0	3	0.0	Tom Kuhnhackl	2	0	1	1	2	0	0	0	0	0	0	0	0.0
Jamie McGinn	2	0	0	0	-2	0	0	0	0	0	0	5	0.0	Olli Maatta	2	0	1	1	4	0	0	0	0	0	0	1	0.0
Brendan Perlini	2	0	0	0	-2	0	0	0	0	0	0	4	0.0	Eric Fehr	1	0	1	1	1	0	0	0	0	0	0	1	0.0
Luke Schenn	2	0	0	0	0	2	0	0	0	0	0	1	0.0	Jake Guentzel	1	0	1	1	-2	0	0	0	0	0	0	3	0.0
Michael Stone	2	0	0	0	-4	0	0	0	0	0	0	3	0.0	Carl Hagelin	1	0	1	1	2	0	0	0	0	0	0	2	0.0
Ryan White	2	0	0	0	-1	2	0	0	0	0	0	2	0.0	Conor Sheary	1	0	1	1	0	0	0	0	0	0	0	3	0.0
Jakob Chychrun	1	0	0	0	-1	2	0	0	0	0	0	1	0.0	Ian Cole	2	0	0	0	-1	0	0	0	0	0	0	1	0.0
Kevin Connauton	1	0	0	0	0	0	0	0	0	0	0	0	0.0	Brian Dumoulin	2	0	0	0	0	2	0	0	0	0	0	2	0.0
Laurent Dauphin	1	0	0	0	-1	0	0	0	0	0	0	0	0.0	Patric Hornqvist	2	0	0	0	1	0	0	0	0	0	0	8	0.0
Anthony DeAngelo	1	0	0	0	-2	0	0	0	0	0	0	2	0.0	Chris Kunitz	2	0	0	0	0	0	0	0	0	0	0	3	0.0
Josh Jooris	1	0	0	0	-1	0	0	0	0	0	0	0	0.0	Carter Rowney	1	0	0	0	0	0	0	0	0	0	0	1	0.0

POWER PLAY: 1-7 14.3% / PENALTY KILLING: 9-11 81.8%

POWER PLAY: 2-11 18.2% / PENALTY KILLING: 6-7 85.7%

### GOALTENDING

COYOTES											PENGUINS										
Goalie	GP	Min	W-L-OT	SO	GA	SA	SV	GAA	SV%	Goalie	GP	Min	W-L-OT	SO	GA	SA	SV	GAA	SV%		
Mike Smith	2	93	1-1-0	0	7	53	46	4.51	.868	Matt Murray	1	60	1-0-0	1	0	32	32	0.00	1.000		
Louis Domingue	1	31	0-0-0	0	3	12	9	5.71	.750	Marc-Andre Fleury	1	64	0-0-1	0	4	25	21	3.77	.840		

### GOALS BY PERIOD

COYOTES					PENGUINS				
1	2	3	OT	TOT	1	2	3	OT	TOT
0	2	1	1	4	1	5	4	0	10

### SHOTS BY PERIOD

COYOTES					PENGUINS				
1	2	3	OT	TOT	1	2	3	OT	TOT
14	20	22	1	57	22	27	14	2	65

SEE RECORDS SECTION FOR "ALL TIME VS THE PENGUINS" BREAKDOWN



**SAN JOSE SHARKS**

2016-17 SEASON SERIES - Won: 3 Lost: 1 OT: 1

**LAST TIME VS THE SHARKS...**

Last Home Win: November 19, 2016 (3-2)  
 Last Home Loss: February 18, 2017 (4-1)  
 Last Home Tie: October 19, 1995 (3-3)  
 Last Road Win: February 4, 2017 (3-2)  
 Last Road Loss: November 29, 2016 (2-1)  
 Last Road Tie: October 25, 2003 (4-4)

AT ARIZONA	COYOTES	SHARKS	ATTEND	GOALTENDERS	W. GOAL
Feb 18 '17	Coyotes 1	Sharks 4	17,446	Mike Smith vs Aaron Dell	Melker Karlsson
Nov 19 '16*	Coyotes 3	Sharks 2	13,148	Mike Smith vs Martin Jones	Martin Hanzal
Nov 01 '16	Coyotes 3	Sharks 2	11,046	Louis Domingue vs Martin Jones	Jamie McGinn

AT SAN JOSE	COYOTES	SHARKS	ATTEND	GOALTENDERS	W. GOAL
Feb 04 '17**	Coyotes 3	Sharks 2	17,562	Mike Smith vs Martin Jones	Radim Vrbata
Nov 29 '16*	Coyotes 1	Sharks 2	17,377	Mike Smith vs Martin Jones	Brent Burns

\* - Overtime \*\* - Shootout

**INDIVIDUAL SCORING**

**COYOTES**

Player	GP	G	A	P	+/-	PIM	PP	SH	GW	GT	EN	S	S%
Alex Goligoski	5	0	4	4	3	0	0	0	0	0	0	8	0.0
Martin Hanzal	5	2	1	3	-2	2	0	0	1	0	0	15	13.3
Radim Vrbata	5	0	3	3	-1	2	0	0	0	0	0	9	0.0
Max Domi	5	2	0	2	-4	0	1	0	0	0	0	11	18.2
Jamie McGinn	5	1	1	2	-3	4	0	0	1	0	0	9	11.1
Tobias Rieder	5	1	1	2	2	0	0	0	0	0	0	13	7.7
Ryan White	5	1	1	2	1	20	0	0	0	0	0	5	20.0
Luke Schenn	5	0	2	2	-1	2	0	0	0	0	0	9	0.0
Shane Doan	5	1	0	1	1	4	1	0	0	0	0	9	11.1
Lawson Crouse	3	1	0	1	2	5	0	0	0	0	0	1	100.0
Brad Richardson	1	1	0	1	1	2	0	0	0	0	0	5	20.0
Oliver Ekman-Larsson	5	0	1	1	-2	4	0	0	0	0	0	7	0.0
Jordan Martinook	5	0	1	1	1	0	0	0	0	0	0	6	0.0
Anthony DeAngelo	2	0	1	1	0	0	0	0	0	0	0	1	0.0
Kevin Connauton	1	0	1	1	1	2	0	0	0	0	0	1	0.0
Connor Murphy	5	0	0	0	-3	2	0	0	0	0	0	7	0.0
Jakob Chychrun	4	0	0	0	-3	0	0	0	0	0	0	4	0.0
Christian Dvorak	4	0	0	0	0	0	0	0	0	0	0	4	0.0
Michael Stone	4	0	0	0	1	0	0	0	0	0	0	4	0.0
Anthony Duclair	3	0	0	0	0	0	0	0	0	0	0	4	0.0
Alexander Burmistrov	2	0	0	0	-3	0	0	0	0	0	0	1	0.0
Laurent Dauphin	2	0	0	0	0	0	0	0	0	0	0	1	0.0
Brendan Perlini	2	0	0	0	-1	0	0	0	0	0	0	2	0.0
Josh Jooris	1	0	0	0	-2	0	0	0	0	0	0	3	0.0
Dylan Strome	1	0	0	0	0	0	0	0	0	0	0	1	0.0

**SHARKS**

Player	GP	G	A	P	+/-	PIM	PP	SH	GW	GT	EN	S	S%
Logan Couture	5	1	3	4	0	0	0	0	0	0	0	16	6.2
Melker Karlsson	4	1	3	4	3	0	0	0	1	0	0	7	14.3
Brent Burns	5	3	0	3	0	2	2	0	1	0	0	24	12.5
Mikkel Boedker	5	1	2	3	2	0	0	0	0	0	0	7	14.3
Patrick Marleau	5	1	2	3	4	2	0	0	0	0	0	25	4.0
Brenden Dillon	5	1	1	2	1	9	0	0	0	0	0	7	14.3
Micheal Haley	5	1	1	2	0	12	0	0	0	0	0	5	20.0
Joe Pavelski	5	1	1	2	-2	0	0	0	0	0	0	12	8.3
Justin Braun	5	0	2	2	0	0	0	0	0	0	0	8	0.0
Tomas Hertl	3	0	2	2	2	2	0	0	0	0	0	8	0.0
Chris Tierney	5	1	0	1	3	0	0	0	0	0	0	4	25.0
Tommy Wingels	2	1	0	1	0	0	0	0	0	0	0	3	33.3
Paul Martin	5	0	1	1	1	0	0	0	0	0	0	7	0.0
David Schlemko	5	0	1	1	3	2	0	0	0	0	0	8	0.0
Joe Thornton	5	0	1	1	-2	2	0	0	0	0	0	8	0.0
Marc-Edouard Vlasic	5	0	1	1	0	2	0	0	0	0	0	13	0.0
Joonas Donskoi	3	0	1	1	0	2	0	0	0	0	0	11	0.0
Matt Nieto	1	0	1	1	1	0	0	0	0	0	0	3	0.0
Joel Ward	5	0	0	0	-2	2	0	0	0	0	0	11	0.0
Kevin Labanc	4	0	0	0	-1	4	0	0	0	0	0	7	0.0
Ryan Carpenter	1	0	0	0	0	0	0	0	0	0	0	1	0.0
Nikolay Goldobin	1	0	0	0	0	0	0	0	0	0	0	4	0.0
Timo Meier	1	0	0	0	0	0	0	0	0	0	0	2	0.0

POWER PLAY: 2-13 15.4% / PENALTY KILLING: 10-12 83.3%

POWER PLAY: 2-12 16.7% / PENALTY KILLING: 11-13 84.6%

**GOALTENDING**

**COYOTES**

Goalie	GP	Min	W-L-OT	SO	GA	SA	SV	GAA	SV%
Mike Smith	4	247	2-1-1	0	10	160	150	2.43	.938
Louis Domingue	1	60	1-0-0	0	2	41	39	2.00	.951

**SHARKS**

Goalie	GP	Min	W-L-OT	SO	GA	SA	SV	GAA	SV%
Aaron Dell	1	60	1-0-0	0	1	37	36	1.00	.973
Martin Jones	4	244	1-1-2	0	9	103	94	2.22	.913

**GOALS BY PERIOD**

COYOTES					SHARKS				
1	2	3	OT	TOT	1	2	3	OT	TOT
1	6	2	1	10	3	3	5	1	12

**SHOTS BY PERIOD**

COYOTES					SHARKS				
1	2	3	OT	TOT	1	2	3	OT	TOT
41	53	41	5	140	66	56	73	6	201

SEE RECORDS SECTION FOR "ALL TIME VS THE SHARKS" BREAKDOWN



## ST. LOUIS BLUES

2016-17 SEASON SERIES - Won: 0 Lost: 3 OT: 0

AT ARIZONA	COYOTES	BLUES	ATTEND	GOALTENDERS	W. GOAL
Mar 29 '17	Coyotes 1	Blues 3	11,377	Louis Domingue vs Carter Hutton	Vladimir Tarasenko
Mar 18 '17	Coyotes 0	Blues 3	15,132	Mike Smith vs Jake Allen	Alex Pietrangelo
AT ST. LOUIS	COYOTES	BLUES	ATTEND	GOALTENDERS	W. GOAL
Mar 27 '17	Coyotes 1	Blues 4	19,164	Mike Smith vs Jake Allen	Alex Pietrangelo

\* - Overtime \*\* - Shootout

### LAST TIME VS THE BLUES...

Last Home Win:	March 22, 2011 (2-1)
Last Home Loss:	March 29, 2017 (3-1)
Last Home Tie:	December 20, 2002 (3-3)
Last Road Win:	November 12, 2013 (3-2 OT)
Last Road Loss:	March 27, 2017 (4-1)
Last Road Tie:	December 20, 2003 (1-1)

### INDIVIDUAL SCORING

COYOTES													BLUES														
Player	GP	G	A	P	+/-	PIM	PP	SH	GW	GT	EN	S	S%	Player	GP	G	A	P	+/-	PIM	PP	SH	GW	GT	EN	S	S%
Alex Goligoski	3	1	1	2	-4	2	1	0	0	0	0	7	14.3	Jaden Schwartz	3	2	2	4	5	0	0	0	0	0	0	9	22.2
Anthony DeAngelo	3	1	0	1	-1	15	0	0	0	0	0	4	25.0	Vladimir Tarasenko	3	2	2	4	4	0	0	0	1	0	0	18	11.1
Christian Dvorak	3	0	1	1	-3	2	0	0	0	0	0	4	0.0	Alexander Steen	3	0	4	4	5	2	0	0	0	0	0	8	0.0
Radim Vrbata	3	0	1	1	-3	2	0	0	0	0	0	7	0.0	Alex Pietrangelo	3	2	1	3	3	0	1	0	2	0	0	14	14.3
Clayton Keller	2	0	1	1	-2	0	0	0	0	0	0	0	0.0	David Perron	3	2	0	2	1	0	1	1	0	0	2	7	28.6
Jakob Chychrun	3	0	0	0	-1	0	0	0	0	0	0	9	0.0	Patrik Berglund	3	1	1	2	0	0	0	0	0	0	0	7	14.3
Lawson Crouse	3	0	0	0	-3	0	0	0	0	0	0	6	0.0	Jay Bouwmeester	3	0	2	2	2	0	0	0	0	0	0	4	0.0
Max Domi	3	0	0	0	-1	0	0	0	0	0	0	4	0.0	Colton Parayko	3	0	2	2	3	2	0	0	0	0	0	8	0.0
Oliver Ekman-Larsson	3	0	0	0	-4	0	0	0	0	0	0	8	0.0	Scottie Upshall	3	1	0	1	2	0	0	0	0	0	0	9	11.1
Josh Jooris	3	0	0	0	-2	0	0	0	0	0	0	3	0.0	Magnus Paajarvi	3	0	1	1	0	2	0	0	0	0	0	3	0.0
Jordan Martinook	3	0	0	0	0	0	0	0	0	0	0	3	0.0	Nail Yakupov	2	0	1	1	1	4	0	0	0	0	0	4	0.0
Connor Murphy	3	0	0	0	-3	0	0	0	0	0	0	3	0.0	Paul Stastny	1	0	1	1	0	0	0	0	0	0	0	2	0.0
Brendan Perlini	3	0	0	0	-1	0	0	0	0	0	0	3	0.0	Ivan Barbashev	3	0	0	0	0	0	0	0	0	0	0	3	0.0
Tobias Rieder	3	0	0	0	0	0	0	0	0	0	0	4	0.0	Robert Bortuzzo	3	0	0	0	2	0	0	0	0	0	0	5	0.0
Luke Schenn	3	0	0	0	-1	2	0	0	0	0	0	5	0.0	Kyle Brodziak	3	0	0	0	1	0	0	0	0	0	0	1	0.0
Alexander Burmistrov	2	0	0	0	-1	0	0	0	0	0	0	1	0.0	Joel Edmundson	3	0	0	0	4	0	0	0	0	0	0	3	0.0
Anthony Duclair	2	0	0	0	-1	0	0	0	0	0	0	0	0.0	Ryan Reaves	3	0	0	0	1	4	0	0	0	0	0	3	0.0
Peter Holland	2	0	0	0	-1	2	0	0	0	0	0	1	0.0	Zach Sanford	3	0	0	0	0	0	0	0	0	0	0	2	0.0
Jamie McGinn	2	0	0	0	-3	0	0	0	0	0	0	1	0.0	Carl Gunnarsson	2	0	0	0	0	0	0	0	0	0	0	0	0.0
Christian Fischer	1	0	0	0	0	0	0	0	0	0	0	1	0.0	Jordan Schmaltz	1	0	0	0	0	0	0	0	0	0	0	2	0.9
Teemu Pulkkinen	1	0	0	0	-1	0	0	0	0	0	0	2	0.0														

POWER PLAY: 1-7 14.3% / PENALTY KILLING: 5-7 71.4%

POWER PLAY: 2-7 28.6% / PENALTY KILLING: 6-7 85.7%

### GOALTENDING

COYOTES											BLUES										
Goalie	GP	Min	W-L-OT	SO	GA	SA	SV	GAA	SV%		Goalie	GP	Min	W-L-OT	SO	GA	SA	SV	GAA	SV%	
Louis Domingue	1	60	0-1-0	0	2	42	40	2.01	.952		Jake Allen	2	120	2-0-0	1	1	53	52	0.50	.981	
Mike Smith	2	119	0-2-0	0	6	68	62	3.03	.912		Carter Hutton	1	60	1-0-0	0	1	23	22	1.00	.957	

### GOALS BY PERIOD

COYOTES					BLUES				
1	2	3	OT	TOT	1	2	3	OT	TOT
0	0	2	0	2	2	4	4	0	10

### SHOTS BY PERIOD

COYOTES					BLUES				
1	2	3	OT	TOT	1	2	3	OT	TOT
15	32	29	0	76	37	42	33	0	112

SEE RECORDS SECTION FOR "ALL TIME VS THE BLUES" BREAKDOWN



TAMPA BAY LIGHTNING

2016-17 SEASON SERIES - Won: 2 Lost: 0 OT: 0

AT ARIZONA	COYOTES	LIGHTNING	ATTEND	GOALTENDERS	W. GOAL
Jan 21 '17	Coyotes 5	Lightning 3	12,177	Mike Smith vs Ben Bishop, Andrei Vasilevskiy	Christian Fischer

AT TAMPA BAY	COYOTES	LIGHTNING	ATTEND	GOALTENDERS	W. GOAL
Mar 21 '17	Coyotes 5	Lightning 3	19,092	Louis Domingue vs Andrei Vasilevskiy	Radim Vrbata

\* - Overtime \*\* - Shootout

LAST TIME VS THE LIGHTNING...

Last Home Win: January 21, 2017 (5-3)  
 Last Home Loss: March 19, 2016 (2-0)  
 Last Home Tie: None  
 Last Road Win: March 21, 2017 (5-3)  
 Last Road Loss: February 23, 2016 (2-1)  
 Last Road Tie: None

INDIVIDUAL SCORING

COYOTES														LIGHTNING													
Player	GP	G	A	P	+/-	PIM	PP	SH	GW	GT	EN	S	S%	Player	GP	G	A	P	+/-	PIM	PP	SH	GW	GT	EN	S	S%
Radim Vrbata	2	2	3	5	2	0	0	0	1	0	0	10	20.0	Ondrej Palat	2	1	2	3	-4	2	1	0	0	0	0	5	20.0
Oliver Ekman-Larsson	2	1	2	3	3	0	0	0	0	0	0	3	33.3	Vladislav Namestnikov	2	2	0	2	2	0	0	0	0	0	0	6	33.3
Tobias Rieder	2	1	2	3	4	0	0	0	0	0	0	4	25.0	Nikita Kucherov	2	1	1	2	-4	0	0	0	0	0	0	11	9.1
Martin Hanzal	1	1	2	3	3	0	0	0	0	0	0	2	50.0	Victor Hedman	2	1	0	1	-2	0	0	0	0	0	0	3	33.3
Christian Fischer	2	2	0	2	0	0	0	0	1	0	0	5	40.0	Cedric Paquette	1	1	0	1	1	2	0	0	0	0	0	6	16.7
Connor Murphy	2	1	1	2	1	0	0	1	0	0	1	2	50.0	Jonathan Drouin	2	0	1	1	-2	0	0	0	0	0	0	3	0.0
Max Domi	1	0	2	2	1	0	0	0	0	0	0	0	0.0	Gabriel Dumont	2	0	1	1	1	0	0	0	0	0	0	6	0.0
Christian Dvorak	2	1	0	1	3	0	0	0	0	0	0	5	20.0	Michael Bournival	1	0	1	1	1	0	0	0	0	0	0	2	0.0
Michael Stone	1	1	0	1	0	0	1	0	0	0	0	1	100.0	Valtteri Filppula	1	0	1	1	0	2	0	0	0	0	0	1	0.0
Lawson Crouse	2	0	1	1	1	0	0	0	0	0	0	4	0.0	Tyler Johnson	1	0	1	1	-3	0	0	0	0	0	0	5	0.0
Alex Goligoski	2	0	1	1	2	2	0	0	0	0	0	6	0.0	Nikita Nesterov	1	0	1	1	-3	0	0	0	0	0	0	2	0.0
Jamie McGinn	2	0	1	1	-1	2	0	0	0	0	0	1	0.0	Braydon Coburn	2	0	0	0	0	0	0	0	0	0	0	4	0.0
Alexander Burmistrov	1	0	1	1	-1	0	0	0	0	0	0	0	0.0	Jake Dotchin	2	0	0	0	0	4	0	0	0	0	0	4	0.0
Anthony Duclair	1	0	1	1	1	0	0	0	0	0	0	2	0.0	Alex Killorn	2	0	0	0	-2	2	0	0	0	0	0	3	0.0
Josh Jooris	1	0	1	1	1	0	0	0	0	0	0	1	0.0	Anton Stralman	2	0	0	0	-3	0	0	0	0	0	0	7	0.0
Jakob Chychrun	2	0	0	0	-1	2	0	0	0	0	0	2	0.0	Andrei Sustr	2	0	0	0	1	0	0	0	0	0	0	4	0.0
Peter Holland	2	0	0	0	-2	4	0	0	0	0	0	1	0.0	Luke Witkowski	2	0	0	0	1	2	0	0	0	0	0	3	0.0
Brendan Perlini	2	0	0	0	2	0	0	0	0	0	0	3	0.0	Brian Boyle	1	0	0	0	-1	0	0	0	0	0	0	1	0.0
Luke Schenn	2	0	0	0	2	2	0	0	0	0	0	1	0.0	J.T. Brown	1	0	0	0	0	0	0	0	0	0	0	2	0.0
Anthony DeAngelo	1	0	0	0	0	0	0	0	0	0	0	2	0.0	Adam Erne	1	0	0	0	0	0	0	0	0	0	0	1	0.0
Shane Doan	1	0	0	0	0	2	0	0	0	0	0	2	0.0	Jason Garrison	1	0	0	0	-1	0	0	0	0	0	0	2	0.0
Jordan Martinook	1	0	0	0	0	4	0	0	0	0	0	1	0.0	Yanni Gourde	1	0	0	0	0	0	0	0	0	0	0	2	0.0
Ryan White	1	0	0	0	0	10	0	0	0	0	0	0	0.0	Brayden Point	1	0	0	0	-3	0	0	0	0	0	0	2	0.0
														Joel Vermin	1	0	0	0	0	0	0	0	0	0	0	2	0.0

POWER PLAY: 1-5 20.0% / PENALTY KILLING: 8-9 88.9%

POWER PLAY: 1-9 11.1% / PENALTY KILLING: 4-5 80.0%

GOALTENDING

COYOTES										LIGHTNING									
Goalie	GP	Min	W-L-OT	SO	GA	SA	SV	GAA	SV%	Goalie	GP	Min	W-L-OT	SO	GA	SA	SV	GAA	SV%
Mike Smith	1	60	1-0-0	0	3	48	45	3.00	.938	Andrei Vasilevskiy	2	77	0-1-0	0	4	40	36	3.13	.900
Louis Domingue	1	60	1-0-0	0	3	39	36	3.00	.923	Ben Bishop	1	40	0-1-0	0	5	17	12	7.50	.706

GOALS BY PERIOD

COYOTES					LIGHTNING				
1	2	3	OT	TOT	1	2	3	OT	TOT
3	4	3	0	10	2	2	2	0	6

SHOTS BY PERIOD

COYOTES					LIGHTNING				
1	2	3	OT	TOT	1	2	3	OT	TOT
22	22	14	0	58	25	25	37	0	87

SEE RECORDS SECTION FOR "ALL TIME VS THE LIGHTNING" BREAKDOWN



## TORONTO MAPLE LEAFS

2016-17 SEASON SERIES - Won: 1 Lost: 1 OT: 0

AT ARIZONA	COYOTES	MAPLE LEAFS	ATTEND	GOALTENDERS	W. GOAL
Dec 23 '16	Coyotes 1	Maple Leafs 4	14,377	Mike Smith vs Fredrik Andersen	Leo Komarov

AT TORONTO	COYOTES	MAPLE LEAFS	ATTEND	GOALTENDERS	W. GOAL
Dec 15 '16**	Coyotes 3	Maple Leafs 2	18,903	Mike Smith vs Fredrik Andersen	Peter Holland

\* - Overtime \*\* - Shootout

### LAST TIME VS THE MAPLE LEAFS...

Last Home Win: December 22, 2015 (3-2)  
 Last Home Loss: December 23, 2016 (4-1)  
 Last Home Tie: March 27, 1997 (1-1)  
 Last Road Win: December 15, 2016 (3-2 SO)  
 Last Road Loss: December 19, 2013 (2-1 SO)  
 Last Road Tie: March 13, 1996 (3-3)

### INDIVIDUAL SCORING

COYOTES													MAPLE LEAFS															
Player	GP	G	A	P	+/-	PIM	PP	SH	GW	GT	EN	S	S%	Player	GP	G	A	P	+/-	PIM	PP	SH	GW	GT	EN	S	S%	
Shane Doan	2	1	0	1	0	0	0	0	0	0	0	8	12.5	Leo Komarov	2	2	0	2	2	0	1	0	1	0	0	3	66.7	
Oliver Ekman-Larsson	2	1	0	1	0	0	1	0	0	0	0	4	25.0	Connor Brown	2	1	1	2	-1	0	0	0	0	0	0	8	12.5	
Jordan Martinook	2	1	0	1	-1	0	0	0	0	0	0	6	16.7	Auston Matthews	2	1	1	2	0	4	1	0	0	0	0	7	14.3	
Anthony DeAngelo	2	0	1	1	0	0	0	0	0	0	0	2	0.0	William Nylander	2	1	1	2	1	4	0	0	0	0	0	5	20.0	
Peter Holland	2	0	1	1	1	0	0	0	0	0	0	5	0.0	Jake Gardiner	2	0	2	2	0	0	0	0	0	0	0	0	4	0.0
Tobias Rieder	2	0	1	1	-3	0	0	0	0	0	0	8	0.0	Mitchell Marner	2	1	0	1	0	0	0	0	0	0	0	6	16.7	
Radim Vrbata	2	0	1	1	-1	0	0	0	0	0	0	7	0.0	Matt Hunwick	2	0	1	1	0	0	0	0	0	0	0	4	0.0	
Connor Murphy	1	0	1	1	1	2	0	0	0	0	0	1	0.0	Zach Hyman	2	0	1	1	0	4	0	0	0	0	0	6	0.0	
Brendan Perlini	1	0	1	1	1	0	0	0	0	0	0	1	0.0	Roman Polak	2	0	1	1	0	2	0	0	0	0	0	1	0.0	
Lawson Crouse	2	0	0	0	-1	0	0	0	0	0	0	3	0.0	Morgan Rielly	2	0	1	1	2	0	0	0	0	0	0	4	0.0	
Anthony Duclair	2	0	0	0	-1	0	0	0	0	0	0	4	0.0	Frederik Gauthier	1	0	1	1	2	0	0	0	0	0	0	2	0.0	
Christian Dvorak	2	0	0	0	0	0	0	0	0	0	0	0	0.0	Connor Carrick	2	0	0	0	0	0	0	0	0	0	0	3	0.0	
Alex Goligoski	2	0	0	0	-2	0	0	0	0	0	0	3	0.0	Nazem Kadri	2	0	0	0	0	0	0	0	0	0	0	8	0.0	
Martin Hanzal	2	0	0	0	-2	2	0	0	0	0	0	0	0.0	Matt Martin	2	0	0	0	0	0	0	0	0	0	0	1	0.0	
Jamie McGinn	2	0	0	0	1	0	0	0	0	0	0	3	0.0	Nikita Soshnikov	2	0	0	0	1	0	0	0	0	0	0	4	0.0	
Luke Schenn	2	0	0	0	-1	4	0	0	0	0	0	4	0.0	James van Riemsdyk	2	0	0	0	1	0	0	0	0	0	0	3	0.0	
Michael Stone	2	0	0	0	-2	2	0	0	0	0	0	0	0.0	Nikita Zaitsev	2	0	0	0	2	0	0	0	0	0	0	2	0.0	
Jakob Chychrun	1	0	0	0	0	0	0	0	0	0	0	1	0.0	Tyler Bozak	1	0	0	0	0	0	0	0	0	0	0	3	0.0	
Kevin Connauton	1	0	0	0	0	0	0	0	0	0	0	2	0.0	Byron Froese	1	0	0	0	0	0	0	0	0	0	0	2	0.0	
Josh Jooris	1	0	0	0	0	0	0	0	0	0	0	0	0.0	Ben Smith	1	0	0	0	0	2	0	0	0	0	0	2	0.0	
Ryan White	1	0	0	0	0	0	0	0	0	0	0	0	0.0															

POWER PLAY: 2-5 40.0% / PENALTY KILLING: 7-8 87.5%

POWER PLAY: 1-8 12.5% / PENALTY KILLING: 3-5 60.0%

### GOALTENDING

COYOTES											MAPLE LEAFS										
Goalie	GP	Min	W-L-OT	SO	GA	SA	SV	GAA	SV%		Goalie	GP	Min	W-L-OT	SO	GA	SA	SV	GAA	SV%	
Mike Smith	2	125	1-1-0	0	6	78	72	2.88	.923		Frederik Andersen	2	125	1-0-1	0	3	62	59	1.44	.952	

### GOALS BY PERIOD

COYOTES					MAPLE LEAFS				
1	2	3	OT	TOT	1	2	3	OT	TOT
0	3	0	0	3	2	2	2	0	6

### SHOTS BY PERIOD

COYOTES					MAPLE LEAFS				
1	2	3	OT	TOT	1	2	3	OT	TOT
23	16	20	3	62	28	24	22	4	78

SEE RECORDS SECTION FOR "ALL TIME VS THE MAPLE LEAFS" BREAKDOWN



VANCOUVER CANUCKS

2016-17 SEASON SERIES - Won: 2 Lost: 2 OT: 1

LAST TIME VS THE CANUCKS...

Last Home Win: April 6, 2016 (4-3)
Last Home Loss: November 23, 2016 (4-1)
Last Home Tie: April 2, 2003 (3-3)
Last Road Win: January 4, 2016 (3-2)
Last Road Loss: January 4, 2017 (3-0)
Last Road Tie: October 26, 2003 (3-3)

Table with 7 columns: AT ARIZONA, COYOTES, CANUCKS, ATTEND, GOALTENDERS, W. GOAL. Rows include games from Apr 06 '17 to Nov 23 '16.

Table with 7 columns: AT VANCOUVER, COYOTES, CANUCKS, ATTEND, GOALTENDERS, W. GOAL. Rows include games from Jan 04 '17 to Nov 17 '16\*.

\* - Overtime \*\* - Shootout

INDIVIDUAL SCORING

Large table with 2 columns: COYOTES and CANUCKS. Each column has 16 columns of stats (Player, GP, G, A, P, +/-, PIM, PP, SH, GW, GT, EN, S, S%) and 25 rows of player data.

POWER PLAY: 4-12 33.3% / PENALTY KILLING: 7-9 77.8%

POWER PLAY: 2-9 22.2% / PENALTY KILLING: 8-12 66.7%

GOALTENDING

Table with 2 columns: COYOTES and CANUCKS. Each column has 13 columns of stats (Goalie, GP, Min, W-L-OT, SO, GA, SA, SV, GAA, SV%) and 2 rows of goalie data.

GOALS BY PERIOD

Table with 2 columns: COYOTES and CANUCKS. Each column has 6 columns of stats (1, 2, 3, OT, TOT) and 2 rows of goal data.

SHOTS BY PERIOD

Table with 2 columns: COYOTES and CANUCKS. Each column has 6 columns of stats (1, 2, 3, OT, TOT) and 2 rows of shot data.

SEE RECORDS SECTION FOR "ALL TIME VS THE CANUCKS" BREAKDOWN





## WASHINGTON CAPITALS

2016-17 SEASON SERIES - Won: 1 Lost: 1 OT: 0

AT ARIZONA	COYOTES	CAPITALS	ATTEND	GOALTENDERS	W. GOAL
Mar 31 '17	Coyotes 6	Capitals 3	14,290	Louis Domingue vs Braden Holtby, Philipp Grubauer	Christian Dvorak

### LAST TIME VS THE CAPITALS...

Last Home Win:	March 31, 2017 (6-3)
Last Home Loss:	November 18, 2014 (2-1 OT)
Last Home Tie:	October 23, 1999 (2-2)
Last Road Win:	November 2, 2014 (6-5)
Last Road Loss:	March 25, 2017 (4-1)
Last Road Tie:	November 2, 2001 (2-2)

AT WASHINGTON	COYOTES	CAPITALS	ATTEND	GOALTENDERS	W. GOAL
Mar 25 '17	Coyotes 1	Capitals 4	18,506	Mike Smith vs Braden Holtby	Daniel Winnik

\* - Overtime \*\* - Shootout

### INDIVIDUAL SCORING

COYOTES													CAPITALS														
Player	GP	G	A	P	+/-	PIM	PP	SH	GW	GT	EN	S	S%	Player	GP	G	A	P	+/-	PIM	PP	SH	GW	GT	EN	S	S%
Christian Dvorak	2	2	0	2	0	0	1	0	1	0	0	4	50.0	Daniel Winnik	2	3	0	3	3	2	0	0	1	0	1	10	30.0
Peter Holland	2	2	0	2	0	2	0	0	0	0	0	8	25.0	Marcus Johansson	2	0	3	3	2	0	0	0	0	0	0	3	0.0
Alexander Burmistrov	1	2	0	2	1	0	1	0	0	0	0	4	50.0	Justin Williams	2	2	0	2	-1	2	0	0	0	0	0	6	33.3
Josh Jooris	2	1	0	1	1	0	0	0	0	0	0	3	33.3	Nicklas Backstrom	2	1	1	2	0	0	1	0	0	0	0	6	16.7
Lawson Crouse	2	0	1	1	0	0	0	0	0	0	0	2	0.0	Dmitry Orlov	2	0	2	2	3	0	0	0	0	0	0	3	0.0
Max Domi	2	0	1	1	1	0	0	0	0	0	0	1	0.0	Kevin Shattenkirk	2	0	2	2	2	0	0	0	0	0	0	7	0.0
Anthony Duclair	2	0	1	1	0	0	0	0	0	0	0	2	0.0	Alex Ovechkin	2	1	0	1	-1	2	1	0	0	0	0	7	14.3
Alex Goligoski	2	0	1	1	0	2	0	0	0	0	0	4	0.0	Jay Beagle	2	0	1	1	3	2	0	0	0	0	0	1	0.0
Anthony DeAngelo	1	0	1	1	-1	0	0	0	0	0	0	0	0.0	Matt Niskanen	2	0	1	1	0	0	0	0	0	0	0	4	0.0
Shane Doan	1	0	1	1	-1	0	0	0	0	0	0	0	0.0	Brooks Orpik	2	0	1	1	0	0	0	0	0	0	0	4	0.0
Jakob Chychrun	2	0	0	0	-1	0	0	0	0	0	0	4	0.0	T.J. Oshie	2	0	1	1	0	2	0	0	0	0	0	4	0.0
Oliver Ekman-Larsson	2	0	0	0	1	2	0	0	0	0	0	4	0.0	Tom Wilson	2	0	1	1	2	4	0	0	0	0	0	3	0.0
Jordan Martinook	2	0	0	0	-2	0	0	0	0	0	0	1	0.0	Karl Alzner	2	0	0	0	-2	0	0	0	0	0	0	2	0.0
Connor Murphy	2	0	0	0	0	4	0	0	0	0	0	2	0.0	Andre Burakovsky	2	0	0	0	-3	0	0	0	0	0	0	2	0.0
Brendan Perlini	2	0	0	0	1	0	0	0	0	0	0	4	0.0	John Carlson	2	0	0	0	-3	0	0	0	0	0	0	5	0.0
Tobias Rieder	2	0	0	0	0	0	0	0	0	0	0	3	0.0	Brett Connolly	2	0	0	0	-2	0	0	0	0	0	0	2	0.0
Luke Schenn	2	0	0	0	0	2	0	0	0	0	0	0	0.0	Lars Eller	2	0	0	0	-2	0	0	0	0	0	0	6	0.0
Radim Vrbata	2	0	0	0	1	0	0	0	0	0	0	5	0.0	Evgeny Kuznetsov	2	0	0	0	-1	0	0	0	0	0	0	6	0.0
Christian Fischer	1	0	0	0	0	0	0	0	0	0	0	2	0.0	POWER PLAY: 2-5 40.0% / PENALTY KILLING: 4-6 66.7%													
Jamie McGinn	1	0	0	0	-3	0	0	0	0	0	0	0	0.0														
Zbynek Michalek	1	0	0	0	1	0	0	0	0	0	0	1	0.0														

POWER PLAY: 2-6 33.3% / PENALTY KILLING: 3-5 60.0%

### GOALTENDING

COYOTES											CAPITALS										
Goalie	GP	Min	W-L-OT	SO	GA	SA	SV	GAA	SV%		Goalie	GP	Min	W-L-OT	SO	GA	SA	SV	GAA	SV%	
Louis Domingue	1	60	1-0-0	0	3	48	45	3.00	.938		Braden Holtby	2	113	1-1-0	0	7	54	47	3.73	.870	
Mike Smith	1	60	0-1-0	0	3	32	29	3.01	.906		Philipp Grubauer	1	7	0-0-0	0	0	0	0	0.00	.000	

### GOALS BY PERIOD

COYOTES					CAPITALS				
1	2	3	OT	TOT	1	2	3	OT	TOT
3	2	2	0	7	1	2	4	0	7

### SHOTS BY PERIOD

COYOTES					CAPITALS				
1	2	3	OT	TOT	1	2	3	OT	TOT
18	17	19	0	54	23	32	26	0	81

SEE RECORDS SECTION FOR "ALL TIME VS THE CAPITALS" BREAKDOWN



**WINNIPEG JETS**

2016-17 SEASON SERIES - Won: 1 Lost: 2 OT: 0

**LAST TIME VS THE JETS...**

Last Home Win: January 13, 2017 (4-3)  
 Last Home Loss: November 10, 2016 (3-2)  
 Last Home Tie: January 11, 2004 (1-1)  
 Last Road Win: March 14, 2010 (3-2 SO)  
 Last Road Loss: January 18, 2017 (6-3)  
 Last Road Tie: None

AT ARIZONA	COYOTES	JETS	ATTEND	GOALTENDERS	W. GOAL
Jan 13 '17	Coyotes 4	Jets 3	12,326	Mike Smith vs Michael Hutchinson, Connor Hellebuyck	Brendan Perlini
Nov 10 '16	Coyotes 2	Jets 3	11,185	Louis Domingue vs Connor Hellebuyck	Nikolaj Ehlers
AT WINNIPEG	COYOTES	JETS	ATTEND	GOALTENDERS	W. GOAL
Jan 18 '17	Coyotes 3	Jets 6	15,294	Mike Smith, Louis Domingue vs Ondrej Pavelec	Joel Armia

\* - Overtime \*\* - Shootout

**INDIVIDUAL SCORING**

COYOTES													JETS														
Player	GP	G	A	P	+/-	PIM	PP	SH	GW	GT	EN	S	S%	Player	GP	G	A	P	+/-	PIM	PP	SH	GW	GT	EN	S	S%
Radim Vrbata	3	1	4	5	1	0	0	0	0	0	0	9	11.1	Blake Wheeler	3	3	0	3	3	0	0	0	0	0	12	25.0	
Oliver Ekman-Larsson	3	1	3	4	-5	2	1	0	0	0	0	5	20.0	Nikolaj Ehlers	3	2	1	3	-1	2	0	0	1	0	12	16.7	
Shane Doan	3	0	3	3	-1	0	0	0	0	0	0	5	0.0	Bryan Little	2	1	2	3	2	0	0	0	0	0	4	25.0	
Brendan Perlini	2	2	0	2	0	0	1	0	1	0	0	6	33.3	Andrew Copp	3	2	0	2	1	0	0	0	0	0	3	66.7	
Jamie McGinn	3	1	1	2	-3	0	0	0	0	0	0	4	25.0	Shawn Matthias	2	1	1	2	3	0	0	0	0	0	4	25.0	
Jakob Chychrun	3	1	0	1	-2	4	0	0	0	0	0	4	25.0	Jacob Trouba	2	1	1	2	1	0	0	0	0	0	6	16.7	
Tobias Rieder	3	1	0	1	1	0	0	0	0	0	0	8	12.5	Dustin Byfuglien	3	0	2	2	3	2	0	0	0	0	7	0.0	
Peter Holland	2	1	0	1	-3	0	0	0	0	0	0	4	25.0	Toby Enstrom	3	0	2	2	-1	2	0	0	0	0	4	0.0	
Josh Jooris	2	1	0	1	-1	0	0	0	0	0	0	5	20.0	Nic Petan	3	0	2	2	2	0	0	0	0	0	1	0.0	
Lawson Crouse	3	0	1	1	-1	0	0	0	0	0	0	3	0.0	Paul Postma	3	0	2	2	3	4	0	0	0	0	4	0.0	
Luke Schenn	3	0	1	1	-5	5	0	0	0	0	0	3	0.0	Mark Scheifele	3	0	2	2	1	0	0	0	0	0	1	0.0	
Jordan Martinook	2	0	1	1	0	0	0	0	0	0	0	4	0.0	Joel Armia	2	1	0	1	1	2	0	0	1	0	4	25.0	
Alexander Burmistrov	1	0	1	1	1	0	0	0	0	0	0	2	0.0	Mark Stuart	2	1	0	1	3	0	0	0	0	0	4	25.0	
Max Domi	1	0	1	1	0	0	0	0	0	0	0	1	0.0	Josh Morrissey	3	0	1	1	0	0	0	0	0	0	5	0.0	
Anthony Duclair	3	0	0	0	-3	0	0	0	0	0	0	4	0.0	Chris Thorburn	3	0	1	1	2	5	0	0	0	0	1	0.0	
Christian Dvorak	3	0	0	0	-2	0	0	0	0	0	0	6	0.0	Mathieu Perreault	2	0	1	1	2	2	0	0	0	0	5	0.0	
Alex Goligoski	3	0	0	0	0	4	0	0	0	0	0	2	0.0	Drew Stafford	2	0	1	1	-1	0	0	0	0	0	6	0.0	
Connor Murphy	3	0	0	0	0	2	0	0	0	0	0	1	0.0	Patrik Laine	1	0	1	1	0	0	0	0	0	0	0	1	0.0
Laurent Dauphin	2	0	0	0	0	0	0	0	0	0	0	6	0.0	Tyler Myers	1	0	1	1	0	0	0	0	0	0	4	0.0	
Michael Stone	2	0	0	0	1	0	0	0	0	0	0	3	0.0	Adam Lowry	3	0	0	0	1	2	0	0	0	0	7	0.0	
Anthony DeAngelo	1	0	0	0	0	0	0	0	0	0	0	1	0.0	Alexander Burmistrov	1	0	0	0	0	0	0	0	0	0	2	0.0	
Martin Hanzal	1	0	0	0	0	0	0	0	0	0	0	1	0.0	Ben Chiarot	1	0	0	0	0	0	0	0	0	0	0	0	0.0
Brad Richardson	1	0	0	0	-1	2	0	0	0	0	0	0	0.0	Kyle Connor	1	0	0	0	1	0	0	0	0	0	1	0.0	
Ryan White	1	0	0	0	-1	0	0	0	0	0	0	0	0.0	Marko Dano	1	0	0	0	0	0	0	0	0	0	5	0.0	
														Brandon Tanev	1	0	0	0	0	0	0	0	0	0	0	0.0	

POWER PLAY: 2-8 25.0% / PENALTY KILLING: 7-7 100.0%

POWER PLAY: 0-7 0.0% / PENALTY KILLING: 6-8 75.0%

**GOALTENDING**

COYOTES											JETS										
Goalie	GP	Min	W-L-OT	SO	GA	SA	SV	GAA	SV%		Goalie	GP	Min	W-L-OT	SO	GA	SA	SV	GAA	SV%	
Mike Smith	2	109	1-1-0	0	9	72	63	4.95	.875		Ondrej Pavelec	1	59	1-0-0	0	3	33	30	3.03	.909	
Louis Domingue	2	70	0-1-0	0	3	31	28	2.57	.903		Connor Hellebuyck	2	70	1-0-0	0	5	31	26	4.28	.839	
											Michael Hutchinson	1	47	0-1-0	0	1	23	22	1.28	.957	

**GOALS BY PERIOD**

COYOTES					JETS				
1	2	3	OT	TOT	1	2	3	OT	TOT
7	0	2	0	9	3	4	5	0	12

**SHOTS BY PERIOD**

COYOTES					JETS				
1	2	3	OT	TOT	1	2	3	OT	TOT
31	27	29	0	87	20	42	41	0	103

SEE RECORDS SECTION FOR "ALL TIME VS THE JETS" BREAKDOWN

# RECORDS

---



**ARIZONA  
COYOTES**®  
®



Games Played . . . . .	2,944	Goals For . . . . .	8,952	Overtime Wins, Home . . . . .	93
Wins . . . . .	1,210	Goals For, Home . . . . .	4,769	Overtime Wins, Road . . . . .	76
Wins, Home . . . . .	698	Goals For, Road . . . . .	4,168	Overtime Losses . . . . .	157
Wins, Road . . . . .	512	Goals Against . . . . .	9,930	Overtime Losses, Home . . . . .	73
Losses . . . . .	1,337	Goals Against, Home . . . . .	4,680	Overtime Losses, Road . . . . .	84
Losses, Home . . . . .	581	Goals Against, Road . . . . .	5,231	Overtime Ties . . . . .	219
Losses, Road . . . . .	756	Assists . . . . .	15,129	Overtime Ties, Home . . . . .	105
Ties . . . . .	266	Scoring Points . . . . .	24,019	Overtime Ties, Road . . . . .	114
Ties, Home . . . . .	131	Penalty Minutes . . . . .	49,805	Shutouts For . . . . .	151
Ties, Road . . . . .	135	Power Play Goals . . . . .	2,233		
*Overtime Losses . . . . .	131	Shorthanded Goals . . . . .	296		
*Overtime Losses, Home . . . . .	62	Overtime Games . . . . .	559		
*Overtime Losses, Road . . . . .	69	Overtime Wins . . . . .	169		

\*Overtime loss is a statistic that began in '99-00 season (known as "regulation tie" for that one season). This statistic does not include any overtime loss prior to '99-00. Beginning in the 2005-06 season, losses in a shootout also count in the "overtime loss" column.

### YEAR-BY-YEAR RECORD

SEASON	GP	OVERALL W-L-T-OL	HOME W-L-T-OL	ROAD W-L-T-OL	GF	GA	PTS	DIVISION	CONFERENCE
1979-80	80	20-49-11	13-19-8	7-30-3	214	314	51	5th, Smythe	10th, Campbell
1980-81	80	9-57-14	7-25-8	2-32-6	246	400	32	6th, Smythe	11th, Campbell
1981-82	80	33-33-14	18-13-9	15-20-5	319	332	80	2nd, Norris	3rd, Campbell
1982-83	80	33-39-8	22-16-2	11-23-6	311	333	74	4th, Smythe	6th, Campbell
1983-84	80	31-38-11	17-15-8	14-23-3	340	374	73	4th, Smythe	5th, Campbell
1984-85	80	43-27-10	21-13-6	22-14-4	358	332	96	2nd, Smythe	2nd, Campbell
1985-86	80	26-47-7	18-19-3	8-28-4	295	372	59	3rd, Smythe	6th, Campbell
1986-87	80	40-32-8	25-12-3	15-20-5	279	271	88	3rd, Smythe	3rd, Campbell
1987-88	80	33-36-11	20-14-6	13-22-5	292	310	77	3rd, Smythe	4th, Campbell
1988-89	80	26-42-12	17-18-5	9-24-7	300	355	64	5th, Smythe	9th, Campbell
1989-90	80	37-32-11	22-13-5	15-19-6	298	290	85	3rd, Smythe	4th, Campbell
1990-91	80	26-43-11	17-18-5	9-25-6	260	288	63	5th, Smythe	9th, Campbell
1991-92	80	33-32-15	20-14-6	13-18-9	251	244	81	4th, Smythe	7th, Campbell
1992-93	84	40-37-7	23-16-3	17-21-4	322	320	87	4th, Smythe	7th, Campbell
1993-94	84	24-51-9	15-23-4	9-28-5	245	344	57	6th, Central	12th, Western
1994-95	48	16-25-7	10-10-4	6-15-3	157	177	39	6th, Central	10th, Western
1995-96	82	36-40-6	22-16-3	14-24-3	275	291	78	5th, Central	8th, Western
1996-97	82	38-37-7	15-19-7	23-18-0	240	243	83	3rd, Central	5th, Western
1997-98	82	35-35-12	19-16-6	16-19-6	224	227	82	4th, Central	6th, Western
1998-99	82	39-31-12	23-13-5	16-18-7	205	197	90	2nd, Pacific	4th, Western
*1999-00	82	39-31-8-4	22-16-2-1	17-15-6-3	232	228	90	3rd, Pacific	6th, Western
2000-01	82	35-27-17-3	21-11-7-2	14-16-10-1	214	212	90	4th, Pacific	9th, Western
2001-02	82	40-27-9-6	27-8-3-3	13-19-6-3	228	210	95	2nd, Pacific	6th, Western
2002-03	82	31-35-11-5	17-16-6-2	14-19-5-3	204	230	78	4th, Pacific	11th, Western
2003-04	82	22-36-18-6	11-19-7-4	11-17-11-2	188	245	68	5th, Pacific	13th, Western
2005-06	82	38-39-5	19-18-4	19-21-1	246	271	81	5th, Pacific	12th, Western
2006-07	82	31-46-5	18-20-3	13-26-2	216	284	67	5th, Pacific	15th, Western
2007-08	82	38-37-7	17-20-4	21-17-3	214	231	83	4th, Pacific	12th, Western
2008-09	82	36-39-7	23-15-3	13-24-4	208	252	79	4th, Pacific	13th, Western
2009-10	82	50-25-7	29-10-2	21-15-5	225	202	107	2nd, Pacific	4th, Western
2010-11	82	43-26-13	21-13-7	22-13-6	231	226	99	3rd, Pacific	6th, Western
2011-12	82	42-27-13	22-13-6	20-14-7	210	194	97	1st, Pacific	3rd, Western
2012-13	48	21-18-9	14-8-2	7-10-7	125	131	51	4th, Pacific	10th, Western
2013-14	82	37-30-15	22-14-5	15-16-10	216	231	89	4th, Pacific	9th, Western
2014-15	82	24-50-8	11-25-5	13-25-3	165	272	56	7th, Pacific	14th, Western
2015-16	82	35-39-8	22-15-4	13-24-4	208	244	78	4th, Pacific	10th, Western
2016-17	82	30-42-10	18-18-5	12-24-5	191	258	70	6th, Pacific	12th, Western
<b>TOTALS:</b>	<b>2944</b>	<b>1210-1337-266-131</b>	<b>698-581-131-62</b>	<b>512-756-135-69</b>	<b>8952</b>	<b>9930</b>	<b>2817</b>		

\*Records for '99-00 are "adjusted" to reflect overtime losses instead of regulation ties. Beginning in 2005-06 season, losses in a shootout also count in the "overtime loss" column.

SEASON	OCT	NOV	DEC	JAN	FEB	MAR	APR	MAY	SEASON
1979-80	4-5-1	3-8-2	5-9-1	2-10-2	1-8-4	3-8-1	2-1-0		20-49-11
1980-81	1-6-2	0-10-5	1-12-0	4-7-3	1-10-1	2-11-1	0-1-2		9-57-14
1981-82	5-3-2	5-6-2	3-9-4	6-4-3	3-5-2	11-4-1	0-2-0		33-33-14
1982-83	7-2-1	3-8-1	6-6-2	4-9-3	5-7-1	7-6-0	1-1-0		33-39-8
1983-84	3-7-2	4-7-1	7-5-1	5-5-4	5-5-2	6-9-1	1-0-0		31-38-11
1984-85	3-3-1	8-6-1	8-5-2	7-7-1	6-5-2	10-1-2	1-0-1		43-27-10
1985-86	5-4-1	3-10-1	4-10-2	4-7-1	3-8-1	7-7-0	0-1-1		26-47-7
1986-87	4-4-1	11-4-0	2-8-3	11-3-1	6-5-1	5-7-2	1-1-0		40-32-8
1987-88	5-4-0	5-8-1	6-5-2	6-5-4	6-5-2	4-9-1	1-0-1		33-36-11
1988-89	3-4-2	6-4-2	5-6-3	4-8-2	3-9-1	4-11-2	1-0-0		26-42-12
1989-90	5-6-0	7-6-1	5-3-4	6-7-2	7-5-1	7-4-3	0-1-0		37-32-11
1990-91	5-7-1	4-9-2	4-6-4	5-7-1	5-5-3	3-9-0			26-43-11
1991-92	6-5-2	6-3-3	4-8-3	5-6-2	4-6-1	5-4-4	3-0-0		33-32-15
1992-93	4-8-0	4-5-2	7-6-1	10-3-2	3-7-1	7-6-1	5-2-0		40-37-7
1993-94	6-5-1	4-8-2	5-7-2	2-9-1	0-11-2	6-6-0	1-5-1		24-51-9
1994-95	0-0-0	0-0-0	0-0-0	1-4-1	5-6-2	3-8-2	7-5-2	0-2-0	16-25-7
1995-96	6-4-2	6-6-0	4-9-1	5-5-1	5-6-0	7-8-1	3-2-1		36-40-6
1996-97	4-6-1	4-6-3	9-5-0	5-7-0	6-7-0	7-4-2	3-2-1		38-37-7
1997-98	5-5-2	7-6-0	5-5-5	7-4-3	0-5-1	4-7-1	7-3-0		35-35-12
1998-99	4-2-1	10-0-1	7-5-2	4-5-5	5-8-1	7-6-2	2-5-0		39-31-12
1999-00	8-2-3-0	8-4-0-0	5-6-1-0	7-4-2-1	4-6-1-0	5-8-0-2	2-1-1-1		39-31-8-4
2000-01	9-1-2-0	4-6-4-0	3-2-4-1	7-6-2-0	6-6-0-1	5-5-4-1	1-1-1-0		35-27-17-3
2001-02	5-3-2-1	5-6-1-2	7-5-3-0	6-5-1-1	3-3-1-1	10-2-1-1	4-3-0-0		40-27-9-6
2002-03	4-7-0-1	4-5-4-0	5-4-2-2	6-5-1-1	6-5-1-0	5-9-1-1	1-0-2-0		31-35-11-5
2003-04	3-4-3-0	4-5-3-1	5-3-5-1	6-6-2-0	2-8-2-2	1-10-3-2	1-0-0-0		22-36-18-6
2005-06	5-8-1	8-4-1	7-6-0	6-7-1	1-3-1	8-6-0	3-5-1		38-39-5
2006-07	3-9-0	6-6-0	6-5-2	8-6-0	4-7-1	2-11-2	2-2-0		31-46-5
2007-08	4-6-0	7-6-0	7-6-1	9-4-1	6-5-3	4-9-1	1-1-1		38-37-7
2008-09	4-4-0	6-7-2	8-4-3	6-7-0	3-9-0	5-6-2	4-2-0		36-39-7
2009-10	9-4-0	6-7-1	10-2-3	8-5-1	4-3-0	10-4-1	3-0-1		50-25-7
2010-11	3-4-3	8-3-2	6-6-2	8-4-2	8-4-1	9-4-1	1-1-2		43-26-13
2011-12	5-3-2	8-4-1	6-9-1	3-5-4	11-0-1	6-6-4	3-0-0		42-27-13
2012-13	0-0-0	0-0-0	0-0-0	2-4-1	7-4-2	5-7-3	7-3-3		21-18-9
2013-14	9-3-2	6-4-2	5-3-5	5-9-1	2-3-1	9-5-1	1-3-3		37-30-15
2014-15	3-5-1	6-7-2	5-7-1	3-7-2	3-10-1	3-10-1	1-4-0		24-50-8
2015-16	5-5-1	8-4-0	5-7-2	6-4-2	3-10-1	7-6-1	1-3-1		35-39-8
2016-17	2-6-0	6-4-3	3-11-2	5-6-1	6-6-1	6-8-2	2-1-1		30-42-10
<b>TOTALS</b>	<b>166-164-33-12</b>	<b>200-202-42-17</b>	<b>190-215-57-26</b>	<b>204-216-50-19</b>	<b>158-225-34-17</b>	<b>215-251-36-26</b>	<b>77-62-14-14</b>	<b>0-2-0</b>	<b>1210-1337-266-131</b>

\*Records for '99-00 are "adjusted" to reflect overtime losses instead of regulation ties. Beginning in 2005-06 season, losses in a shootout also count in the "overtime loss" column.



	OVERALL					HOME					ROAD				
	GP	W	L	T	SOL	GP	W	L	T	SOL	GP	W	L	T	SOL
1983-84	24	7	6	11		15	3	4	8		9	4	2	3	
1984-85	14	3	1	10		10	2	1	7		4	1	0	3	
1985-86	8	0	1	7		4	0	1	3		4	0	0	4	
1986-87	12	2	2	8		4	1	0	3		8	1	2	5	
1987-88	21	8	2	11		12	5	1	6		9	3	1	5	
1988-89	20	6	2	12		10	4	1	5		10	2	1	7	
1989-90	19	4	4	11		7	1	1	5		12	3	3	6	
1990-91	14	1	2	11		5	0	0	5		9	1	2	6	
1991-92	20	1	4	15		9	1	2	6		11	0	2	9	
1992-93	11	2	2	7		5	1	1	3		6	1	1	4	
1993-94	15	1	5	9		8	1	3	4		7	0	2	5	
1994-95	9	0	2	7		5	0	1	4		4	0	1	3	
1995-96	8	2	0	6		5	2	0	3		3	0	0	3	
1996-97	16	5	4	7		12	2	3	7		4	3	1	0	
1997-98	14	0	2	12		8	0	2	6		6	0	0	6	
1998-99	15	2	1	12		7	1	1	5		8	1	0	7	
1999-00	16	4	4	8		5	2	1	2		11	2	3	6	
2000-01	23	3	3	17		11	2	2	7		12	1	1	10	
2001-02	19	4	6	9		9	3	3	3		10	1	3	6	
2002-03	20	4	5	11		11	3	2	6		9	1	3	5	
2003-04	29	5	6	18		15	4	4	7		14	1	2	11	
2005-06	15	10	2		3	9	5	1		3	6	5	1		0
2006-07	12	7	3		2	7	4	2		1	5	3	1		1
2007-08	16	9	1		6	9	5	0		4	7	4	1		2
2008-09	11	4	4		3	7	4	0		3	4	0	4		0
2009-10	26	19	1		6	10	8	0		2	16	11	1		4
2010-11	20	7	7		6	10	3	4		3	10	4	3		3
2011-12	22	9	3		10	11	5	2		4	11	4	1		6
2012-13	14	5	3		6	4	2	1		1	10	3	2		5
2013-14	24	9	8		7	9	4	2		3	15	5	6		4
2014-15	18	10	3		5	10	5	3		2	8	5	0		3
2015-16	14	6	7		1	7	3	4		0	7	3	3		1
2016-17	20	10	8		2	12	7	3		2	8	3	5		0
<b>TOTALS</b>	<b>559</b>	<b>169</b>	<b>114</b>	<b>219</b>	<b>57</b>	<b>282</b>	<b>93</b>	<b>56</b>	<b>105</b>	<b>28</b>	<b>277</b>	<b>76</b>	<b>58</b>	<b>114</b>	<b>29</b>



DATE	OPPONENT	SCORER	SCORE	TIME	DATE	OPPONENT	SCORER	SCORE	TIME
Oct. 12, 1983	at Pittsburgh	Lucien DeBlois	4-3 W	1:34	Feb. 8, 2002	Los Angeles	Brian Savage	6-5 W	4:26
Dec. 1, 1983	at Los Angeles	Tim Watters	6-5 W	2:41	Feb. 12, 2002	Calgary	Daniel Briere	4-3 W	0:58
Dec. 30, 1983	NY Islanders	Paul MacLean	4-3 W	0:29	Nov. 3, 2002	Nashville	Daniel Briere (2)	2-1 W	4:20
Jan. 18, 1984	at Pittsburgh	Paul MacLean (2)	5-4 W	1:28	Dec. 30, 2002	Edmonton	Daymond Langkow	4-3 W	4:31
Feb. 19, 1984	Washington	Doug Smail	4-3 W	1:55	Jan. 1, 2003	at Washington	Tony Amonte	2-1 W	1:20
Mar. 11, 1984	Quebec	Dale Hawerchuk	6-5 W	0:42	Mar. 20, 2003	Edmonton	Teppo Numminen	3-2 W	2:53
Mar. 12, 1984	at Toronto	Paul MacLean (3)	8-7 W	3:12	Oct. 10, 2003	St. Louis	David Tanabe	2-1 W	4:38
Dec. 11, 1984	Philadelphia	Paul MacLean (4)	5-4 W	3:58	Nov. 8, 2003	Anaheim	Radoslav Suchy	4-3 W	1:20
Jan. 9, 1985	NY Rangers	Dale Hawerchuk (2)	6-5 W	3:50	Nov. 13, 2003	Colorado	Branko Radivojevic	3-2 W	1:51
Mar. 15, 1985	at Quebec	Paul MacLean (5)	3-2 W	4:41	Mar. 22, 2004	at Minnesota	Mike Comrie	3-2 W	4:35
Nov. 2, 1986	at NY Rangers	Paul MacLean (6)	5-4 W	3:23	Apr. 3, 2004	Chicago	Krystofer Kolanos	2-1 W	2:55
Mar. 18, 1987	New Jersey	Brian Mullen	4-3 W	0:40	Oct. 18, 2005	at Edmonton	Derek Morris	4-3 W	1:00
Oct. 30, 1987	Washington	Dale Hawerchuk (3)	3-2 W	2:15	Oct. 25, 2005	St. Louis	Petr Nedved	5-4 W	1:51
Nov. 10, 1987	Calgary	Andrew McBain	4-3 W	3:48	Nov. 12, 2005	Anaheim	Zbynek Michalek	2-1 W	3:09
Nov. 22, 1987	Edmonton	Dale Hawerchuk (4)	4-3 W	4:26	Dec. 11, 2005	at Boston	Ladislav Nagy	2-1 W	0:30
Dec. 1, 1987	at Los Angeles	Doug Smail (2)	7-6 W	3:26	Dec. 29, 2005	Los Angeles	Keith Ballard	6-5 W	3:52
Dec. 3, 1987	at Los Angeles	Iain Duncan	5-4 W	3:07	Apr. 1, 2006	at San Jose	Steven Reinprecht	4-3 W	3:55
Dec. 26, 1987	Minnesota	Laurie Boschman	5-4 W	3:09	Jan. 5, 2007	at Atlanta	Yanic Perreault	5-4 W	2:31
Feb. 23, 1988	at Pittsburgh	Mario Marois	4-3 W	2:40	Feb. 22, 2007	Calgary	Shane Doan (4)	3-2 W	0:54
Apr. 3, 1988	St. Louis	Ray Neufeld	5-4 W	2:05	Nov. 7, 2007	at Anaheim	Shane Doan (5)	6-5 W	4:29
Oct. 14, 1988	Vancouver	Laurie Boschman (2)	4-3 W	2:14	Jan. 24, 2008	Nashville	Zbynek Michalek (2)	4-3 W	4:31
Nov. 16, 1988	at Edmonton	Pat Elynuik	2-1 W	0:46	Feb. 4, 2008	at Colorado	Radim Vrbata	4-3 W	3:23
Dec. 6, 1988	at Los Angeles	Pat Elynuik (2)	5-4 W	1:11	Mar. 25, 2008	San Jose	Martin Hanzal	5-4 W	3:23
Feb. 17, 1989	New Jersey	Dave Ellett	3-2 W	2:43	Mar. 30, 2009	Dallas	Petr Prucha	6-5 W	0:53
Feb. 19, 1989	Hartford	Brent Ashton	7-6 W	3:23	Oct. 15, 2009	St. Louis	Ed Jovanovski	3-2 W	3:37
Mar. 24, 1989	Calgary	Randy Carlyle	4-3 W	3:45	Oct. 22, 2009	Detroit	Adrian Aucoin	3-2 W	1:57
Nov. 8, 1989	Vancouver	Greg Paslawski	3-2 W	0:46	Nov. 29, 2009	at Anaheim	Shane Doan (6)	3-2 W	1:18
Nov. 18, 1989	at Philadelphia	Doug Smail (3)	1-0 W	1:32	Jan. 5, 2010	at Edmonton	Shane Doan (7)	5-4 W	1:37
Dec. 29, 1989	at Calgary	Thomas Steen	2-1 W	2:49	Jan. 26, 2010	at Detroit	Shane Doan (8)	5-4 W	3:50
Mar. 17, 1990	at Toronto	Peter Taglianetti	5-4 W	4:52	Feb. 9, 2011	Dallas	Radim Vrbata (2)	3-2 W	1:13
Oct. 31, 1990	at Edmonton	Pat Elynuik (3)	1-0 W	0:23	Feb. 22, 2011	at Philadelphia	Shane Doan (9)	3-2 W	2:41
Dec. 1, 1991	Chicago	Darrin Shannon	3-2 W	1:09	Oct. 29, 2011	Los Angeles	Daymond Langkow (2)	3-2 W	4:16
Nov. 27, 1992	San Jose	Thomas Steen (2)	3-2 W	1:29	Feb. 9, 2012	Calgary	Shane Doan (10)	2-1 W	3:05
Dec. 12, 1992	at NY Islanders	Russ Romaniuk	4-3 W	1:41	Feb. 18, 2012	Dallas	Radim Vrbata (3)	2-1 W	1:15
Oct. 16, 1993	Chicago	Nelson Emerson	1-0 W	0:41	Feb. 11, 2013	at Colorado	Shane Doan (11)	3-2 W	4:01
Nov. 14, 1995	Chicago	Shane Doan	6-5 W	0:39	Nov. 12, 2013	at St. Louis	Oliver Ekman-Larsson	3-2 W	0:56
Feb. 23, 1996	Chicago	Dallas Drake	1-0 W	0:17	Dec. 21, 2013	at Ottawa	Antoine Vermette	4-3 W	2:23
Oct. 28, 1996	at Montreal	Mike Gartner	5-4 W	1:45	Dec. 31, 2013	Edmonton	Keith Yandle	4-3 W	4:53
Nov. 1, 1996	at Calgary	Jeremy Roenick	3-2 W	4:08	Oct. 11, 2014	Los Angeles	Oliver Ekman-Larsson (2)	3-2 W	4:46
Nov. 28, 1996	New Jersey	Keith Tkachuk	4-3 W	4:08	Oct. 25, 2014	Florida	Oliver Ekman-Larsson (3)	2-1 W	2:20
Dec. 7, 1996	at New Jersey	Darrin Shannon (2)	4-3 W	2:03	Dec. 16, 2014	Edmonton	Oliver Ekman-Larsson (4)	2-1 W	4:59
Feb. 15, 1997	Boston	Jayson More	5-4 W	1:14	Mar. 24, 2015	at Detroit	Mark Arcobello	5-4 W	3:08
Nov. 20, 1998	at San Jose	Dallas Drake (2)	2-1 W	0:37	Mar. 26, 2015	at Buffalo	Sam Gagner	4-3 W	0:56
Nov. 21, 1998	Edmonton	Rick Tocchet	3-2 W	4:08	Nov. 9, 2015	at Anaheim	Mikkel Boedker	4-3 W	1:18
Nov. 10, 1999	Edmonton	Jyrki Lumme	5-4 W	1:51	Nov. 27, 2015	Calgary	Oliver Ekman-Larsson (5)	2-1 W	4:20
Dec. 26, 1999	at Los Angeles	Jeremy Roenick (2)	3-2 W	3:18	Dec. 11, 2015	Minnesota	Mikkel Boedker (2)	2-1 W	0:34
Jan. 23, 2000	San Jose	Jyrki Lumme (2)	3-2 W	4:16	Dec. 27, 2015	at Colorado	Mikkel Boedker (3)	2-1 W	4:17
Feb. 1, 2000	at San Jose	Keith Carney	1-0 W	1:32	Jan. 12, 2016	Edmonton	Oliver Ekman-Larsson (6)	4-3 W	4:51
Oct. 21, 2000	at Vancouver	Jeremy Roenick (3)	3-2 W	0:16	Oct. 15, 2016	Philadelphia	Oliver Ekman-Larsson (7)	4-3 W	3:12
Mar. 8, 2001	Vancouver	Shane Doan (2)	3-2 W	0:38	Nov. 19, 2016	San Jose	Martin Hanzal (2)	3-2 W	1:16
Oct. 8, 2001	at Calgary	Shane Doan (3)	2-1 W	0:28	Jan. 23, 2017	Florida	Tobias Rieder	3-2 W	0:48
Nov. 20, 2001	vs Minnesota	Claude Lemieux	2-1 W	4:36	Feb. 11, 2017	Pittsburgh	Connor Murphy	4-3 W	4:38

\*\*Note, the NHL changed overtime to a 4-on-4 format beginning with the 1999-2000 season.  
The NHL changed OT to a 3-on-3 format beginning with the 2015-16 season.



DATE	OPPONENT	SCORER	SCORE	TIME	DATE	OPPONENT	SCORER	SCORE	TIME
Nov. 16, 1983	Buffalo	Mike Ramsey	6-5 L	0:17	Mar. 31, 2003	Los Angeles	Steve Kelly	5-4 L	1:42
Nov. 19, 1983	at Minnesota	Brian Bellows	8-7 L	2:53	Nov. 9, 2003	at Anaheim	Petr Sykora	2-1 L	3:43
Jan. 5, 1984	at Philadelphia	Ilkka Sinisalo	7-6 L	2:32	Dec. 29, 2003	NY Rangers	Tom Poti	3-2 L	1:00
Feb. 27, 1984	Edmonton	Dave Hunter	6-5 L	2:10	Feb. 4, 2004	Florida	Olli Jokinen	5-4 L	3:22
Mar. 9, 1984	NY Rangers	Mark Osborne	6-5 L	0:43	Feb. 25, 2004	Pittsburgh	Ric Jackman	4-3 L	1:48
Mar. 23, 1984	Vancouver	Tony Tanti	4-3 L	3:16	Mar. 2, 2004	at Edmonton	Ryan Smyth	5-4 L	2:26
Nov. 14, 1984	Pittsburgh	Mario Lemieux	4-3 L	3:54	Mar. 16, 2004	Anaheim	Sergei Fedorov	3-2 L	0:29
Nov. 3, 1985	St. Louis	Doug Gilmour	4-3 L	3:55	Nov. 6, 2005	at Chicago	Brent Seabrook	2-1 L	4:21
Mar. 20, 1987	at Vancouver	Tony Tanti (2)	6-5 L	1:03	Feb. 12, 2006	San Jose	Tom Preissing	5-4 L	1:54
Mar. 31, 1987	at Edmonton	Steve Smith	5-4 L	2:29	Dec. 9, 2006	Dallas	Jere Lehtinen	4-3 L	4:55
Feb. 21, 1988	Edmonton	Kevin Lowe	4-3 L	3:15	Feb. 15, 2007	Anaheim	Teemu Selanne	5-4 L	1:53
Mar. 24, 1988	at Boston	Ray Bourque	4-3 L	0:52	Mar. 18, 2007	at Dallas	Mike Ribeiro	5-4 L	4:19
Nov. 11, 1988	Chicago	Wayne Presley	6-5 L	1:59	Feb. 2, 2008	at Nashville	Alexander Radulov	3-2 L	4:10
Mar. 29, 1989	at Los Angeles	Marty McSorley	2-1 L	3:37	Nov. 22, 2008	at Philadelphia	Mike Richards	4-3 L	1:35
Nov. 5, 1989	at Chicago	Dave Manson	4-3 L	3:18	Dec. 16, 2008	at Dallas	Loui Eriksson	2-1 L	3:39
Feb. 20, 1990	Buffalo	Mike Hartman	4-3 L	2:06	Dec. 23, 2008	at Colorado	Brett Clark	5-4 L	1:48
Mar. 12, 1990	at Calgary	Theoren Fleury	5-4 L	1:40	Mar. 10, 2009	at Detroit	Johan Franzen	3-2 L	3:35
Mar. 18, 1990	at Buffalo	Phil Housley	4-3 L	2:03	Nov. 19, 2009	at St. Louis	Erik Johnson	3-2 L	0:17
Mar. 18, 1991	at Calgary	Carey Wilson	4-3 L	2:28	Oct. 16, 2010	Detroit	Niklas Kronwall	2-1 L	4:44
Mar. 28, 1991	at Vancouver	Geoff Courtnall	3-2 L	1:49	Oct. 23, 2010	Carolina	Anton Babchuk	4-3 L	2:52
Oct. 8, 1991	Vancouver	Geoff Courtnall (2)	3-2 L	3:32	Oct. 25, 2010	at Montreal	Andrei Kostitsyn	3-2 L	1:25
Nov. 1, 1991	Calgary	Robert Reichel	7-6 L	4:37	Nov. 8, 2010	at Detroit	Henrik Zetterberg	3-2 L	1:23
Nov. 14, 1991	at St. Louis	Lee Norwood	2-1 L	2:31	Jan. 2, 2011	at Minnesota	Cam Barker	6-5 L	0:46
Feb. 17, 1992	at NY Islanders	Tom Fitzgerald	5-4 L	2:55	Jan. 8, 2011	Buffalo	Drew Stafford	2-1 L	3:12
Oct. 8, 1992	at San Jose	Kelly Kisio	4-3 L	4:00	Mar. 8, 2011	Vancouver	Dan Hamhuis	4-3 L	2:13
Dec. 5, 1992	Montreal	Vincent Damphousse	3-2 L	2:18	Nov. 10, 2011	Montreal	Josh Gorges	3-2 L	1:45
Oct. 10, 1993	at Chicago	Dirk Graham	4-3 L	4:50	Dec. 28, 2011	Boston	Dennis Seidenberg	2-1 L	0:58
Oct. 29, 1993	Los Angeles	Rob Blake	4-3 L	3:07	Jan. 5, 2012	at Los Angeles	Drew Doughty	1-0 L	0:38
Nov. 5, 1993	Ottawa	Bob Kudelski	7-6 L	1:33	Jan. 30, 2013	vs. Edmonton	Nail Yakupov	2-1 L	3:52
Dec. 18, 1993	at Calgary	Ron Stern	5-4 L	2:32	Mar. 27, 2013	at Minnesota	Mikko Koivu	4-3 L	2:43
Jan. 16, 1994	Tampa Bay	Mikael Andersson	3-2 L	0:09	Apr. 12, 2013	at Calgary	Mark Giordano	3-2 L	4:36
Feb. 2, 1995	St. Louis	Brett Hull	5-4 L	3:32	Oct. 15, 2013	Ottawa	Cory Conacher	4-3 L	2:48
Mar. 28, 1995	at San Jose	Jeff Friesen	6-5 L	4:27	Nov. 21, 2013	Colorado	Ryan O'Reilly	4-3 L	4:18
Nov. 21, 1996	at St. Louis	Harry York	4-3 L	0:57	Dec. 6, 2013	at Vancouver	Chris Higgins	3-2 L	3:41
Jan. 9, 1997	Detroit	Igor Larionov	5-4 L	0:58	Dec. 23, 2013	at Buffalo	Mark Pysyk	2-1 L	3:47
Jan. 12, 1997	Buffalo	Jason Dawe	3-2 L	0:10	Dec. 28, 2013	at Anaheim	Saku Koivu	3-2 L	0:51
Feb. 8, 1997	Dallas	Pat Verbeek	5-4 L	3:50	Jan. 26, 2014	at Vancouver	Kevin Bieksa	5-4 L	2:15
Oct. 8, 1997	Boston	Ted Donato	3-2 L	2:09	Mar. 24, 2014	at NY Rangers	Ryan McDonagh	4-3 L	1:56
Mar. 6, 1998	Carolina	Jeff O'Neill	5-4 L	2:34	Apr. 8, 2014	at Columbus	Ryan Johansen	4-3 L	3:33
Jan. 1, 1999	Dallas	Brett Hull (2)	2-1 L	0:37	Nov. 18, 2014	Washington	Eric Fehr	2-1 L	3:16
Jan. 28, 2000	at Washington	Calle Johansson	3-2 L	4:59	Nov. 25, 2014	Colorado	Daniel Briere	4-3 L	3:16
Mar. 17, 2000	Nashville	Greg Johnson	4-3 L	3:56	Mar. 9, 2015	Nashville	James Neal	2-1 L	2:45
Mar. 26, 2000	at Anaheim	Oleg Tverdovsky	4-3 L	3:47	Oct. 20, 2015	at New Jersey	Adam Larsson	3-2 L	0:43
Apr. 1, 2000	at Edmonton	Tom Poti	4-3 L	3:07	Dec. 12, 2015	Carolina	Victor Rask	5-4 L	0:53
Dec. 16, 2000	San Jose	Gary Suter	2-1 L	1:53	Dec. 26, 2015	Los Angeles	Anze Kopitar	4-3 L	0:36
Feb. 7, 2001	Carolina	Jeff O'Neill (2)	2-1 L	0:25	Jan. 14, 2016	Detroit	Danny DeKeyser	3-2 L	2:08
Mar. 29, 2001	at Nashville	David Legwand	4-3 L	0:36	Feb. 4, 2016	Chicago	Jonathan Toews	5-4 L	4:31
Oct. 24, 2001	Anaheim	Mike Leclerc	3-2 L	1:49	Mar. 9, 2016	at Vancouver	Markus Granlund	3-2 L	1:42
Nov. 4, 2001	at Carolina	Josef Vasicek	1-0 L	0:52	Apr. 7, 2016	at Nashville	Roman Josi	3-2 L	0:20
Nov. 13, 2001	Edmonton	Ryan Smyth	5-4 L	2:51	Nov. 16, 2016	at Calgary	Michael Frolik	2-1 L	0:49
Jan. 17, 2002	at Colorado	Ville Nieminen	3-2 L	4:58	Nov. 17, 2016	at Vancouver	Ben Hutton	3-2 L	2:34
Feb. 28, 2002	at Colorado	Chris Drury	2-1 L	3:15	Nov. 29, 2016	at San Jose	Brent Burns	2-1 L	0:19
Mar. 28, 2002	Anaheim	German Titov	2-1 L	3:58	Dec. 8, 2016	Calgary	Dougie Hamilton	2-1 L	1:09
Oct. 28, 2002	at NY Rangers	Petr Nedved	3-2 L	2:20	Jan. 6, 2017	at Anaheim	Ondrej Kase	3-2 L	4:24
Dec. 3, 2002	San Jose	Teemu Selanne	3-2 L	4:17	Feb. 9, 2017	Montreal	Alex Galchenyuk	5-4 L	2:13
Dec. 26, 2002	at Los Angeles	Brad Chartrand	4-3 L	3:14	Mar. 9, 2017	Ottawa	Erik Karlsson	3-2 L	0:40
Jan. 11, 2003	at Nashville	Scott Walker	4-3 L	0:37	Apr. 4, 2017	at Dallas	Julius Honka	3-2 L	3:45

\*\*Note, the NHL changed overtime to a 4-on-4 format beginning with the 1999-2000 season  
The NHL changed OT to a 3-on-3 format beginning with the 2015-16 season.

	OVERALL					HOME			ROAD		
	GP	W	L	GF/Shots	GA/Shots	GP	W	L	GP	W	L
2005-06	7	4	3	7/24	7/25	5	2	3	2	2	0
2006-07	7	5	2	8/26	6/29	4	3	1	3	2	1
2007-08	11	5	6	12/39	12/42	7	3	4	4	2	2
2008-09	6	3	3	10/28	11/28	6	3	3	0	0	0
2009-10	20	14	6	34/90	25/89	8	6	2	12	8	4
2010-11	11	5	6	13/39	13/37	6	3	3	5	2	3
2011-12	16	6	10	21/47	21/49	6	2	4	10	4	6
2012-13	10	4	6	8/29	12/29	3	2	1	7	2	5
2013-14	13	6	7	16/49	16/49	6	3	3	7	3	4
2014-15	10	5	5	9/31	9/30	4	2	2	6	3	3
2015-16	2	1	1	2/5	2/6	-	-	-	2	1	1
2016-17	8	6	2	11/28	6/28	5	3	2	3	3	0
<b>TOTALS</b>	<b>121</b>	<b>64</b>	<b>57</b>	<b>150/445</b>	<b>141/449</b>	<b>60</b>	<b>32</b>	<b>28</b>	<b>61</b>	<b>32</b>	<b>29</b>

## SHOOTOUT RESULTS

DATE	OPPONENT	DECIDING GOAL	GOALTENDERS	GF	GA	ROUNDS	SCORE
Oct. 13, 2005	Nashville	Paul Kariya	David LeNeveu/Chris Mason	0	1	3	5-4 L
Nov. 19, 2005	at San Jose	Geoff Sanderson	Curtis Joseph/Evgeni Nabokov	2	0	4	4-3 W
Jan. 12, 2006	at Buffalo	Geoff Sanderson (2)	Brian Boucher/Martin Biron	1	0	3	2-1 W
Jan. 21, 2006	Edmonton	Ladislav Nagy	Curtis Joseph/Jussi Markkanen	2	1	3	4-3 W
Jan. 29, 2006	Edmonton	Radek Dvorak	Curtis Joseph/Mike Morrison	1	2	6	4-3 L
Feb. 2, 2006	Los Angeles	Steven Reinprecht	Curtis Joseph/Mathieu Garon	1	0	3	2-1 W
Apr. 8, 2006	Dallas	Jussi Jokinen	Curtis Joseph/Johan Hedberg	0	2	3	3-2 L
Nov. 16, 2006	Chicago	Ladislav Nagy (2)	Curtis Joseph/Brian Boucher	2	1	3	3-2 W
Dec. 7, 2006	at Chicago	Shane Doan	Mikael Tellqvist/Nikolai Khabibulin	2	1	6	2-1 W
Dec. 14, 2006	Columbus	Mike Comrie	Mikael Tellqvist/Fredrik Norrena	1	0	3	5-4 W
Dec. 26, 2006	at Los Angeles	Anze Kopitar	Mikael Tellqvist/Barry Brust	0	2	3	4-3 L
Jan. 15, 2007	St. Louis	Ladislav Nagy (3)	Mikael Tellqvist/Manny Legace	2	1	4	5-4 W
Jan. 26, 2007	at Colorado	Ladislav Nagy (4)	Curtis Joseph/Peter Budaj	1	0	3	5-4 W
Mar. 24, 2007	Dallas	Jere Lehtinen	Curtis Joseph/Marty Turco	0	1	7	4-3 L
Nov. 23, 2007	at Anaheim	Shane Doan (2)	Ilya Bryzgalov/Jonas Hiller	2	0	2	4-3 W
Dec. 20, 2007	at San Jose	Peter Mueller	Ilya Bryzgalov/Evgeni Nabokov	1	0	3	3-2 W
Dec. 22, 2007	Vancouver	Taylor Pyatt	Ilya Bryzgalov/Roberto Luongo	1	2	4	2-1 L
Dec. 31, 2007	Colorado	Peter Mueller (2)	Ilya Bryzgalov/Peter Budaj	2	0	2	4-3 W
Jan. 5, 2008	Anaheim	Peter Mueller (3)	Ilya Bryzgalov/J.S. Giguere	1	0	3	3-2 W
Jan. 19, 2008	Chicago	Patrick Kane	Ilya Bryzgalov/Patrick Lalime	0	2	2	2-1 L
Feb. 5, 2008	at Calgary	Jarome Iginla	Ilya Bryzgalov/Miikka Kiprusoff	0	1	3	4-3 L
Feb. 22, 2008	Colorado	Cody McLeod	Mikael Tellqvist/Jose Theodore	2	3	12	3-2 L
Mar. 11, 2008	Anaheim	Radim Vrbata	Ilya Bryzgalov/J.S. Giguere	1	0	3	3-2 W
Mar. 20, 2008	Los Angeles	Patrick O'Sullivan	Mikael Tellqvist/Erik Ersson	0	1	4	6-5 L
Apr. 6, 2008	at Anaheim	Ryan Getzlaf	Ilya Bryzgalov/Jonas Hiller	2	3	4	3-2 L
Nov. 18, 2008	Chicago	Jonathan Toews	Ilya Bryzgalov/Nikolai Khabibulin	1	2	2	3-2 L
Dec. 13, 2008	Detroit	Jiri Hudler	Ilya Bryzgalov/Chris Osgood	1	2	4	5-4 L
Jan. 10, 2009	Dallas	Kyle Turris	Ilya Bryzgalov/Marty Turco	3	2	5	1-0 W
Feb. 19, 2009	Atlanta	Daniel Carcillo	Mikael Tellqvist/Kari Lehtonen	2	1	8	4-3 W
Mar. 19, 2009	Anaheim	Bobby Ryan	Ilya Bryzgalov/Jonas Hiller	1	2	5	3-2 L
Apr. 11, 2009	Anaheim	Viktor Tikhonov	Ilya Bryzgalov/J.S. Giguere	3	2	4	5-4 W
Oct. 12, 2009	at San Jose	Lauri Korpikoski	Ilya Bryzgalov/Evgeni Nabokov	2	1	3	1-0 W
Oct. 31, 2009	Anaheim	Radim Vrbata (2)	Ilya Bryzgalov/Jonas Hiller	1	0	3	3-2 W
Dec. 10, 2009	at Los Angeles	Justin Williams	Ilya Bryzgalov/Jonathan Quick	3	4	8	3-2 L
Dec. 17, 2009	at Columbus	Robert Lang	Jason LaBarbera/Mathieu Garon	2	1	3	2-1 W
Dec. 28, 2009	at San Jose	Joe Pavelski	Ilya Bryzgalov/Evgeni Nabokov	0	1	3	3-2 L
Dec. 29, 2009	Vancouver	Lauri Korpikoski (2)	Ilya Bryzgalov/Roberto Luongo	1	0	3	3-2 W
Dec. 31, 2009	San Jose	Ryane Clowe	Ilya Bryzgalov/Thomas Greiss	0	1	6	3-2 L
Jan. 9, 2010	NY Islanders	Matt Moulson	Jason LaBarbera/Dwayne Roloson	2	3	6	5-4 L
Jan. 28, 2010	Calgary	Robert Lang (2)	Ilya Bryzgalov/Miikka Kiprusoff	2	0	2	3-2 W
Feb. 2, 2010	at Nashville	Adrian Aucoin	Ilya Bryzgalov/Pekka Rinne	2	1	10	1-0 W
Feb. 5, 2010	Chicago	Adrian Aucoin (2)	Jason LaBarbera/Cristobal Huet	2	1	3	2-1 W
Mar. 10, 2010	Vancouver	Adrian Aucoin (3)	Ilya Bryzgalov/Andrew Raycroft	4	3	6	4-3 W
Mar. 14, 2010	at Atlanta	Adrian Aucoin (4)	Jason LaBarbera/Ondrej Pavelec	2	1	4	3-2 W
Mar. 18, 2010	at Florida	Radim Vrbata (3)	Ilya Bryzgalov/Tomas Vokoun	2	1	3	4-3 W
Mar. 20, 2010	Chicago	Radim Vrbata (4)	Ilya Bryzgalov/Antti Niemi	1	0	3	5-4 W
Mar. 21, 2010	at Dallas	Adrian Aucoin (5)	Jason LaBarbera/Marty Turco	2	1	4	3-2 W
Mar. 25, 2010	at Nashville	David Legwand	Ilya Bryzgalov/Pekka Rinne	1	2	3	4-3 L
Apr. 3, 2010	Edmonton	Matthew Lombardi	Ilya Bryzgalov/Jeff Deslauriers	1	0	8	3-2 W
Apr. 8, 2010	at Los Angeles	Adrian Aucoin (6)	Jason LaBarbera/Jonathan Quick	2	1	4	3-2 W
Apr. 10, 2010	at San Jose	Logan Couture	Ilya Bryzgalov/Evgeni Nabokov	2	3	5	3-2 L
Nov. 6, 2010	Pittsburgh	Mark Letestu	Ilya Bryzgalov/Brent Johnson	0	1	6	4-3 L
Nov. 19, 2010	at Edmonton	Eric Belanger	Ilya Bryzgalov/Devan Dubnyk	3	2	10	4-3 W
Dec. 4, 2010	Florida	Michael Frolik	Ilya Bryzgalov/Scott Clemmensen	2	3	10	2-1 L
Dec. 16, 2010	at N.Y. Rangers	Erik Christensen	Jason LaBarbera/Martin Biron	0	1	6	4-3 L
Dec. 18, 2010	at N.Y. Islanders	Radim Vrbata (5)	Jason LaBarbera/Nathan Lawson	3	1	5	4-3 W
Feb. 12, 2011	Chicago	Radim Vrbata (6)	Ilya Bryzgalov/Corey Crawford	1	0	6	3-2 W
Feb. 27, 2011	at Chicago	Jonathan Toews	Ilya Bryzgalov/Corey Crawford	0	1	6	4-3 L
Mar. 5, 2011	Detroit	Radim Vrbata (7)	Ilya Bryzgalov/Jimmy Howard	1	0	6	5-4 W
Mar. 29, 2011	Dallas	Ray Whitney	Ilya Bryzgalov/Kari Lehtonen	2	1	10	2-1 W
Apr. 1, 2011	Colorado	Ryan O'Reilly	Ilya Bryzgalov/Peter Budaj	0	1	5	4-3 L
Apr. 6, 2011	at Los Angeles	Jarret Stoll	Ilya Bryzgalov/Jonathan Quick	1	2	6	3-2 L
Oct. 10, 2011	at Dallas	Mike Ribeiro	Mike Smith/Kari Lehtonen	1	2	6	2-1 L
Oct. 25, 2011	Dallas	Trevor Daley	Mike Smith/Kari Lehtonen	1	2	16	2-1 L
Nov. 15, 2011	at Toronto	Patrick O'Sullivan	Mike Smith/Ben Scrivens	2	0	4	3-2 W
Dec. 5, 2011	at Chicago	Oliver Ekman-Larsson	Mike Smith/Ray Emery	2	0	4	4-3 W
Jan. 10, 2012	at N.Y. Rangers	Derek Stepan	Mike Smith/Henrik Lundqvist	1	2	12	2-1 L
Jan. 12, 2012	at Detroit	Henrik Zetterberg	Mike Smith/Jimmy Howard	1	2	8	3-2 L
Jan. 19, 2012	Detroit	Todd Bertuzzi	Mike Smith/Jimmy Howard	0	1	6	3-2 L
Feb. 13, 2012	at Vancouver	Ryan Kesler	Jason LaBarbera/Roberto Luongo	3	4	12	1-2 L
Feb. 21, 2012	Los Angeles	Mikkel Boedker	Mike Smith/Jonathan Quick	1	2	6	5-4 W
Feb. 23, 2012	at Calgary	Ray Whitney (2)	Mike Smith/Miikka Kiprusoff	1	0	5	4-3 W
Feb. 28, 2012	Vancouver	Ray Whitney (3)	Mike Smith/Cory Schneider	2	0	5	2-1 W
Mar. 8, 2012	Minnesota	Dany Heatley	Jason LaBarbera/Matt Hackett	2	3	10	3-2 L

DATE	OPPONENT	DECIDING GOAL	GOALTENDERS	GF	GA	ROUNDS	SCORE
Mar. 12, 2012	Nashville	Andrei Kostitsyn	Mike Smith/Pekka Rinne	0	1	5	5-4 L
Mar. 18, 2012	at Edmonton	Ray Whitney (4)	Mike Smith/Devan Dubnyk	2	1	5	3-2 W
Mar. 20, 2012	at Dallas	Mike Ribeiro	Mike Smith/Kari Lehtonen	0	1	6	4-3 L
Mar. 24, 2012	at San Jose	Michal Handzus	Mike Smith/Antti Niemi	0	2	4	4-3 L
Feb. 1, 2013	at Dallas	Jaromir Jagr	Mike Smith/ Kari Lehtonen	1	2	8	4-3 L
Feb. 9, 2013	at San Jose	Mikkel Boedker	Mike Smith/ Antti Niemi	2	0	4	1-0 W
Feb. 23, 2013	at Edmonton	Sam Gagner	Mike Smith/ Nikolai Khabibulin	0	2	4	3-2 L
Mar. 2, 2013	Anaheim	Steve Sullivan	Mike Smith/ Viktor Fasth	1	0	6	5-4 W
Mar. 4, 2013	Anaheim	Oliver Ekman-Larsson	Mike Smith/ Jonas Hiller	2	1	10	5-4 W
Mar. 16, 2013	at Columbus	Artem Anisimov	Mike Smith/ Sergei Bobrovsky	0	2	4	1-0 L
Mar. 30, 2013	at San Jose	Logan Couture	Jason LaBarbera/ Antti Niemi	0	1	6	3-2 L
Apr. 18, 2013	at St. Louis	Andy McDonald	Chad Johnson/ Brian Elliott	0	1	6	2-1 L
Apr. 20, 2013	at Chicago	David Schlemko	Mike Smith/ Corey Crawford	2	1	6	3-2 W
Apr. 26, 2013	Anaheim	Matt Duchene	Mike Smith/ Semyon Varlamov	0	2	4	5-4 L
Oct. 18, 2013	at Anaheim	Jakob Silfverberg	Mike Smith/ Jonas Hiller	3	4	6	3-2 L
Oct. 31, 2013	Nashville	Mikkel Boedker	Thomas Greiss/ Carter Hutton	1	0	5	5-4 W
Nov. 2, 2013	at San Jose	Antoine Vermette	Mike Smith/ Antti Niemi	2	1	5	3-2 W
Nov. 5, 2013	Vancouver	Antoine Vermette	Mike Smith/ Roberto Luongo	2	1	6	3-2 W
Nov. 9, 2013	Washington	Antoine Vermette	Mike Smith/ Michal Neuvirth	2	0	2	4-3 W
Nov. 14, 2013	at Chicago	Brandon Pirri	Mike Smith/ Corey Crawford	1	2	4	5-4 L
Dec. 19, 2013	at Toronto	Joffrey Lupul	Mike Smith/ James Reimer	1	2	3	2-1 L
Dec. 27, 2013	San Jose	Patrick Marleau	Mike Smith/ Antti Niemi	1	2	3	4-3 L
Feb. 27, 2014	at Winnipeg	Olli Jokinen	Mike Smith/ Ondrej Pavelec	1	2	4	3-2 L
Mar. 10, 2014	at Tampa Bay	Radim Vrbata	Mike Smith/ Ben Bishop	1	0	3	4-3 W
Mar. 27, 2014	at New Jersey	Mikkel Boedker	Thomas Greiss/ Martin Brodeur	1	0	3	3-2 W
Apr. 1, 2014	Winnipeg	Andrew Ladd	Thomas Greiss/ Ondrej Pavelec	0	1	3	2-1 L
Apr. 4, 2014	Edmonton	Sam Gagner	Thomas Greiss/ Ben Scrivens	0	1	4	3-2 L
Oct. 21, 2014	at Nashville	Ryan Ellis	Devan Dubnyk/ Pekka Rinne	1	2	4	4-3 L
Nov. 7, 2014	at Anaheim	Mikkel Boedker	Mike Smith/ Frederik Andersen	2	1	3	3-2 W
Nov. 22, 2014	at San Jose	Antoine Vermette	Devan Dubnyk/ Antti Niemi	1	0	3	4-3 W
Dec. 13, 2014	Minnesota	Mikko Koivu	Devan Dubnyk/ Niklas Backstrom	1	2	3	4-3 L
Dec. 27, 2014	Anaheim	Shane Doan	Devan Dubnyk/ Frederik Andersen	1	0	4	2-1 W
Jan. 18, 2015	at Winnipeg	Bryan Little	Mike Smith/ Ondrej Pavelec	0	1	3	4-3 L
Jan. 27, 2015	at Philadelphia	Wayne Simmonds	Mike Smith/ Steve Mason	0	1	3	4-3 L
Feb. 5, 2015	Carolina	Elias Lindholm	Mike Smith/ Cam Ward	0	1	3	2-1 L
Feb. 9, 2015	at Chicago	Antoine Vermette	Mike Smith/ Antti Raanta	2	1	3	3-2 W
Mar. 5, 2015	Vancouver	Sam Gagner	Mike Smith/ Eddie Lack	1	0	3	3-2 W
Jan. 2, 2016	at Edmonton	Ryan Nugent-Hopkins	Louis Domingue/Cam Talbot	1	2	3	4-3 L
Jan. 25, 2016	at Minnesota	Anthony Duclair	Louis Domingue/Devan Dubnyk	1	0	3	2-1 W
Nov. 3, 2016	Nashville	Anthony Duclair	Louis Domingue/Pekka Rinne	2	0	2	3-2 W
Nov. 25, 2016	Edmonton	Oliver Ekman-Larsson	Mike Smith/ Cam Talbot	2	1	3	3-2 W
Dec. 3, 2016	Columbus	Cam Atkinson	Mike Smith/Curtis McElhinney	0	2	2	3-2 L
Dec. 15, 2016	at Toronto	Peter Holland	Mike Smith/Frederik Andersen	1	0	3	3-2 W
Jan. 7, 2017	N.Y. Islanders	Anthony Duclair	Louis Domingue/Thomas Greiss	2	0	2	2-1 W
Feb. 4, 2017	at San Jose	Radim Vrbata	Mike Smith/Martin Jones	2	1	3	3-2 W
Mar. 14, 2017	at Los Angeles	Anthony DeAngelo	Louis Domingue/Ben Bishop	2	1	11	3-2 W
Mar. 16, 2017	Detroit	Gustav Nyquist	Mike Smith/Petr Mrazek	1	0	3	5-4 L

SPECIAL TEAMS

POWER PLAY				PENALTY KILLING				PENALTY MINUTES			SHORTHANDED					
OPP	GF	PCT	RANK	TS	GA	PCT	RANK	MINS	AVG	RANK	GF	GA				
1979-80	336	63	18.8	16/21	1979-80	275	63	77.1	13/21	1979-80	1251	15.6	8/21	1979-80	4	10
1980-81	345	60	17.4	21/21	1980-81	261	67	74.3	18/21	1980-81	1191	14.9	1/21	1980-81	8	15
1981-82	328	74	22.6	11/21	1981-82	249	61	75.5	16/21	1981-82	1314	16.4	18/21	1981-82	4	11
1982-83	317	71	22.4	10/21	1982-83	294	78	73.5	17/21	1982-83	1089	13.6	3/21	1982-83	10	7
1983-84	374	80	21.4	13/21	1983-84	341	86	74.8	19/21	1983-84	1579	19.7	15/21	1983-84	13	18
1984-85	315	75	23.8	5/21	1984-85	319	70	78.1	11/21	1984-85	1540	19.3	14/21	1984-85	12	17
1985-86	356	72	20.2	17/21	1985-86	335	83	75.2	18/21	1985-86	1774	22.2	13/21	1985-86	13	14
1986-87	400	52	17.3	19/21	1986-87	324	53	83.6	1/21	1986-87	1537	19.2	2/21	1986-87	6	9
1987-88	432	110	25.5	2/21	1987-88	444	94	78.8	13/21	1987-88	2278	28.5	16/21	1987-88	11	17
1988-89	357	79	22.1	5/21	1988-89	374	82	78.1	14/21	1988-89	1843	23.0	8/21	1988-89	15	13
1989-90	347	65	18.7	17/21	1989-90	333	57	82.9	3/21	1989-90	1629	20.4	4/21	1989-90	14	7
1990-91	381	74	19.4	11/21	1990-91	351	57	83.8	3/21	1990-91	1675	20.9	3/21	1990-91	8	12
1991-92	435	91	20.9	7/22	1991-92	428	68	84.1	3/22	1991-92	1907	23.8	13/22	1991-92	7	6
1992-93	467	98	21.0	8/24	1992-93	438	80	81.7	11/24	1992-93	1851	22.0	13/24	1992-93	3	14
1993-94	423	82	19.4	11/26	1993-94	445	91	79.6	23/26	1993-94	2143	25.5	26/26	1993-94	13	17
1994-95	219	42	19.2	9/26	1994-95	235	40	83.0	13/26	1994-95	1141	23.8	24/26	1994-95	7	6
1995-96	417	82	19.7	6/26	1995-96	430	88	79.5	23/26	1995-96	1622	19.8	13/26	1995-96	10	12
1996-97	359	65	18.1	6/26	1996-97	334	47	85.9	5/26	1996-97	1582	19.3	15/26	1996-97	9	14
1997-98	384	57	14.8	14/26	1997-98	408	66	83.8	21/26	1997-98	1602	19.5	15/26	1997-98	10	6
1998-99	342	41	12.0	26/27	1998-99	348	45	87.1	5/27	1998-99	1412	17.2	20/27	1998-99	8	5
1999-00	310	37	11.9	27/28	1999-00	306	43	85.9	9/28	1999-00	940	11.5	7/28	1999-00	14	7
2000-01	343	57	16.6	14/30	2000-01	432	64	85.2	8/30	2000-01	1337	16.3	21/30	2000-01	9	6
2001-02	340	53	15.6	14/30	2001-02	356	60	83.1	21/30	2001-02	1154	14.1	10/30	2001-02	8	6
2002-03	385	55	14.3	21/30	2002-03	412	77	81.3	27/30	2002-03	1433	17.5	28/30	2002-03	4	11
2003-04	358	51	14.2	26/30	2003-04	398	71	82.2	23/30	2003-04	1300	15.9	23/30	2003-04	9	8
2005-06	541	96	17.7	19/30	2005-06	513	98	80.9	22/30	2005-06	1493	18.4	27/30	2005-06	9	11
2006-07	400	66	16.5	22/30	2006-07	425	92	78.4	29/30	2006-07	1417	17.6	29/30	2006-07	5	13
2007-08	339	63	18.6	11/30	2007-08	332	64	80.7	24/30	2007-08	1175	14.3	24/30	2007-08	11	12
2008-09	344	50	14.5	28/30	2008-09	293	68	76.8	28/30	2008-09	1092	13.3	11/30	2008-09	5	4
2009-10	314	46	14.6	28/30	2009-10	317	49	84.5	6/30	2009-10	905	11.3	5/30	2009-10	3	7
2010-11	289	46	15.9	23/30	2010-11	296	64	78.4	26/30	2010-11	863	10.5	9/30	2010-11	5	6
2011-12	251	34	13.6	29/30	2011-12	249	36	85.5	8/30	2011-12	757	9.2	3/30	2011-12	6	6
2012-13	169	25	14.8	25/30	2012-13	169	34	79.9	22/30	2012-13	504	10.5	7/30	2012-13	2	2
2013-14	282	56	19.9	4/30	2013-14	272	57	79.0	26/30	2013-14	810	9.9	8/30	2013-14	3	5
2014-15	230	46	20.0	7/30	2014-15	279	65	76.7	29/30	2014-15	776	9.5	15/30	2014-15	4	7
2015-16	300	53	17.7	20/30	2015-16	304	69	77.3	28/30	2015-16	1009	12.3	29/30	2015-16	4	14
2016-17	235	38	16.2	26/30	2016-17	260	59	77.3	27/30	2016-17	809	9.9	19/30	2016-17	8	7

## PENALTY SHOTS FOR 10 Goals, 47 Chances

DATE	OPPONENT	PLAYER	GOALTENDER	RESULT
Oct. 19, 1979	Minnesota	Peter Sullivan	Gary Edwards	Failed
Jan. 1, 1985	Calgary	Bengt Lundholm	Reggie Lemelin	Failed
Oct. 13, 1985	Quebec	Doug Smail	Richard Sevigny	Failed
Dec. 11, 1988	at Vancouver	Brent Ashton	Kirk McLean	Scored
Dec. 17, 1988	at Washington	Dale Hawerchuk	Clint Malarchuk	Failed
Oct. 10, 1989	at Pittsburgh	Doug Smail	Tom Barrasso	Failed
Nov. 27, 1991	NY Rangers	Troy Murray	Mike Richter	Failed
Dec. 19, 1992	at St. Louis	Phil Housley	Curtis Joseph	Failed
Feb. 23, 1993	at Ottawa	Stu Barnes	Peter Sidorkiewicz	Failed
Mar. 9, 1993	at Tampa Bay	Teemu Selanne	Wendell Young	Scored
Feb. 6, 1995	at Calgary	Teemu Selanne	Trevor Kidd	Failed
Nov. 18, 1996	Detroit	Mike Hudson	Chris Osgood	Failed
Jan. 24, 1998	Edmonton	Keith Tkachuk	Bob Essensa	Failed
Mar. 25, 1999	Washington	Robert Reichel	Rick Tabaracci	Failed
Dec. 2, 1999	Tampa Bay	Jeremy Roenick	Dan Cloutier	Scored
Jan. 12, 2000	Pittsburgh	Keith Tkachuk	J-Sebastien Aubin	Scored
Mar. 17, 2000	Nashville	Jeremy Roenick	Tomas Vokoun	Scored
Feb. 28, 2001	at Columbus	Jeremy Roenick	Marc Denis	Failed
Mar. 30, 2002	Colorado	Krystofer Kolanos	Patrick Roy	Scored
Apr. 9, 2002	at Calgary	Michal Handzus	Roman Turek	Failed
Mar. 14, 2003	Chicago	Mike Johnson	Jocelyn Thibault	Failed
Mar. 14, 2004	at Colorado	Mike Comrie	Tommy Salo	Failed
Apr. 3, 2004	Chicago	Ivan Novoseltsev	Adam Munro	Failed
Oct. 8, 2005	Minnesota	Ladislav Nagy	Dwayne Roloson	Scored

DATE	OPPONENT	PLAYER	GOALTENDER	RESULT
Oct. 17, 2005	at Calgary	Oleg Saprykin	Miikka Kiprusoff	Failed
Nov. 25, 2005	at Dallas	Mike Comrie	Marty Turco	Failed
Nov. 26, 2005	Vancouver	Shane Doan	Alexander Auld	Failed
Dec. 29, 2005	Los Angeles	Ladislav Nagy	Jason LaBarbera	Failed
Mar. 18, 2007	Dallas	Shane Doan	Marty Turco	Failed
Dec. 29, 2007	Detroit	Radim Vrbata	Chris Osgood	Scored
Jan. 10, 2008	at Edmonton	Shane Doan	Mathieu Garon	Failed
Feb. 10, 2008	Nashville	Keith Yandle	Dan Ellis	Failed
Nov. 14, 2009	Dallas	Shane Doan	Marty Turco	Failed
Mar. 20, 2010	Chicago	Matthew Lombardi	Antti Niemi	Failed
Feb. 19, 2011	at Nashville	Shane Doan	Pekka Rinne	Failed
Nov. 21, 2011	at Washington	Lauri Korpikoski	Tomas Vokoun	Scored
Mar. 10, 2012	San Jose	Ray Whitney	Antti Niemi	Failed
Mar. 18, 2012	at Edmonton	Keith Yandle	Devan Dubnyk	Failed
Mar. 25, 2013	Detroit	Lauri Korpikoski	Jonas Gustavsson	Failed
Feb. 7, 2015	Detroit	Martin Erat	Petr Mrazek	Failed
Feb. 14, 2015	NY Rangers	Tobias Rieder	Cam Talbot	Failed
Jan. 9, 2016	Nashville	Anthony Duclair	Carter Hutton	Failed
Mar. 5, 2016	Florida	Anthony Duclair	Al Montoya	Failed
Mar. 24, 2016	Dallas	Brad Richardson	Kari Lehtonen	Failed
Dec. 10, 2016	Nashville	Shane Doan	Pekka Rinne	Failed
Dec. 27, 2016	Dallas	Radim Vrbata	Kari Lehtonen	Scored
Apr. 6, 2017	Vancouver	Max Domi	Ryan Miller	Failed

## PENALTY SHOTS AGAINST 21 Goals, 56 Chances

DATE	OPPONENT	PLAYER	GOALTENDER	RESULT
Dec. 14, 1980	NY Islanders	Anders Kallur	Pierre Hamel	Failed
Feb. 6, 1981	at Edmonton	Wayne Gretzky	Pierre Hamel	Failed
Dec. 19, 1983	at Calgary	Doug Risebrough	Doug Soetaert	Scored
Feb. 23, 1985	at Montreal	Chris Nilan	Brian Hayward	Scored
Oct. 16, 1985	at Detroit	Gerard Gallant	Brian Hayward	Scored
Dec. 28, 1986	Minnesota	Kent Nilsson	Eldon Reddick	Failed
Oct. 25, 1987	Los Angeles	Luc Robitaille	Eldon Reddick	Scored
Mar. 10, 1988	at Calgary	Hakan Loob	Daniel Berthiaume	Failed
Nov. 29, 1988	NY Rangers	Guy Lafleur	Eldon Reddick	Failed
Jan. 31, 1989	at St. Louis	Doug Evans	Daniel Berthiaume	Scored
Feb. 13, 1989	at Detroit	Steve Yzerman	Bob Essensa	Scored
Feb. 28, 1992	at Vancouver	Pavel Bure	Rick Tabaracci	Scored
Feb. 1, 1993	at Ottawa	Laurie Boschman	Mike O'Neill	Scored
Oct. 31, 1993	Calgary	Paul Ranheim	Bob Essensa	Scored
Nov. 3, 1993	St. Louis	Philippe Bozon	Bob Essensa	Failed
Mar. 29, 1994	at San Jose	Sergei Makarov	Tim Cheveldae	Scored
Mar. 22, 1995	at Detroit	Bob Errey	Nikolai Khabibulin	Failed
Apr. 8, 1995	at Toronto	Dave Andreychuk	Tim Cheveldae	Failed
Feb. 1, 1996	at Colorado	Peter Forsberg	Tim Cheveldae	Failed
Feb. 26, 1996	Los Angeles	Kevin Stevens	Nikolai Khabibulin	Failed
Dec. 3, 1997	at Tampa Bay	Dino Ciccarelli	Nikolai Khabibulin	Failed
Jan. 26, 1998	Vancouver	Pavel Bure	Nikolai Khabibulin	Scored
Jan. 10, 2000	at NY Islanders	Brad Isbister	Sean Burke	Scored
Oct. 27, 2001	Colorado	Greg de Vries	Sean Burke	Failed
Jan. 27, 2004	Calgary	Shean Donovan	Sean Burke	Scored
Feb. 2, 2004	Columbus	David Vyborny	Brian Boucher	Scored
Oct. 8, 2005	Minnesota	Alexandre Daigle	Curtis Joseph	Failed
Nov. 10, 2005	Calgary	Jarome Iginla	Curtis Joseph	Scored

DATE	OPPONENT	PLAYER	GOALTENDER	RESULT
Mar. 4, 2006	Detroit	Nicklas Lidstrom	Philippe Sauve	Failed
Mar. 7, 2006	at Detroit	Mark Mowers	Curtis Joseph	Failed
Oct. 24, 2006	at Calgary	Daymond Langkow	Curtis Joseph	Failed
Nov. 3, 2006	at Anaheim	Andy McDonald	Curtis Joseph	Scored
Feb. 19, 2007	at Nashville	Jean-Pierre Dumont	Curtis Joseph	Scored
Mar. 8, 2007	Vancouver	Daniel Sedin	Curtis Joseph	Failed
Oct. 30, 2007	at St. Louis	Lee Stempniak	Mikael Tellqvist	Failed
Nov. 12, 2007	at San Jose	Joe Pavelski	Mikael Tellqvist	Failed
Jan. 19, 2008	Chicago	Rene Bourque	Ilya Bryzgalov	Failed
Dec. 19, 2009	at Anaheim	Todd Marchant	Ilya Bryzgalov	Failed
Jan. 7, 2010	at Vancouver	Mason Raymond	Ilya Bryzgalov	Failed
Dec. 26, 2010	at Dallas	Loui Eriksson	Jason LaBarbera	Failed
Feb. 25, 2011	at Columbus	RJ Umberger	Ilya Bryzgalov	Failed
Mar. 8, 2011	Vancouver	Alex Burrows	Ilya Bryzgalov	Failed
Mar. 17, 2011	at Edmonton	Andrew Cogliano	Ilya Bryzgalov	Failed
Oct. 15, 2011	vs. Winnipeg	Nik Antropov	Mike Smith	Failed
Dec. 31, 2011	at Minnesota	Matt Cullen	Curtis McElhinney	Scored
Jan. 10, 2012	at N.Y. Rangers	Marian Gaborik	Mike Smith	Failed
Mar. 6, 2013	at Anaheim	Andrew Cogliano	Jason LaBarbera	Failed
Oct. 11, 2013	at Philadelphia	Adam Hall	Thomas Greiss	Failed
Nov. 23, 2013	Anaheim	Emerson Etem	Mike Smith	Failed
Dec. 12, 2015	Carolina	Jeff Skinner	Anders Lindback	Failed
Dec. 22, 2015	Toronto	Michael Grabner	Louis Domingue	Failed
Jan. 18, 2016	Buffalo	Evander Kane	Louis Domingue	Failed
Feb. 23, 2016	at Tampa Bay	Cedric Paquette	Louis Domingue	Scored
Nov. 17, 2016	at Vancouver	Ben Hutton	Louis Domingue	Scored
Jan. 4, 2017	at Vancouver	Brandon Sutter	Mike Smith	Scored
Mar. 11, 2017	New Jersey	Taylor Hall	Mike Smith	Failed

DATE	OPPONENT	RESULT	PLAYER	G
Dec. 15, 1979	Montreal	6-2 W	Willy Lindstrom	3
Mar. 26, 1980	Hartford	7-0 W	Dave Christian	3
Oct. 17, 1980	Chicago	6-2 W	Morris Lukowich	3
Nov. 2, 1980	Washington	4-4 T	Norm Dupont	3
Feb. 12, 1981	at NY Rangers	8-6 L	Dave Christian	3
Oct. 25, 1981	Los Angeles	9-4 W	Dale Hawerchuk	3
Mar. 2, 1982	at Philadelphia	7-6 W	Willy Lindstrom	5
Mar. 13, 1982	at Toronto	10-2 W	Dale Hawerchuk	3
Oct. 24, 1982	Edmonton	9-5 W	Dale Hawerchuk	3
Feb. 4, 1983	Pittsburgh	6-4 W	Dale Hawerchuk	3
Feb. 25, 1983	Hartford	5-3 W	Dale Hawerchuk	3
Mar. 23, 1983	Edmonton	7-4 W	Lucien DeBlois	3
Mar. 30, 1983	Los Angeles	10-5 W	Ron Wilson	4
Apr. 3, 1983	Detroit	8-3 W	Thomas Steen	3
Oct. 5, 1983	Detroit	6-6 T	Scott Arniel	3
Dec. 14, 1983	at Toronto	8-4 W	Dale Hawerchuk	3
Jan. 18, 1984	at Pittsburgh	5-4 W	Paul MacLean	3
Mar. 6, 1984	at Los Angeles	7-3 W	Paul MacLean	3
Nov. 24, 1984	at Los Angeles	9-5 W	Laurie Boschman	3
Dec. 14, 1984	Toronto	6-4 W	Dale Hawerchuk	3
Jan. 4, 1985	at Edmonton	7-4 L	Dale Hawerchuk	3
Jan. 21, 1985	Pittsburgh	7-6 W	Dale Hawerchuk	3
Oct. 23, 1985	Edmonton	9-3 W	Perry Turnbull	3
Mar. 19, 1986	Montreal	6-4 W	Brian Mullen	3
Mar. 31, 1986	at Los Angeles	5-2 W	Ray Neufeld	3
Nov. 2, 1986	at NY Rangers	5-4 W	Paul MacLean	3
Nov. 9, 1986	New Jersey	8-1 W	Thomas Steen	3
Nov. 13, 1986	at Los Angeles	6-5 W	Paul MacLean	3
Feb. 20, 1987	Boston	6-2 W	Doug Smail	3
Mar. 25, 1987	Calgary	10-1 W	Doug Smail	3
Nov. 1, 1987	Vancouver	7-3 W	Ray Neufeld	3
Nov. 25, 1987	at Detroit	10-8 L	Paul MacLean	3
Dec. 28, 1987	at Los Angeles	5-2 W	Ray Neufeld	3
Feb. 3, 1988	Calgary	9-0 W	Laurie Boschman	3
Feb. 6, 1988	at Minnesota	8-8- T	Dale Hawerchuk	3
Mar. 5, 1988	at Toronto	10-1 W	Paul MacLean	3
Mar. 9, 1988	Calgary	6-6 T	Paul MacLean	4
Nov. 8, 1988	at Quebec	8-4 W	Dale Hawerchuk	3
Nov. 20, 1988	Edmonton	7-4 W	Iain Duncan	3
Nov. 20, 1988	Edmonton	7-4 W	Andrew McBain	3
Jan. 26, 1989	at NY Islanders	8-6 L	Dale Hawerchuk	3
Feb. 19, 1989	Hartford	7-6 W	Brent Ashton	3
Mar. 18, 1989	at Toronto	10-2 W	Thomas Steen	3
Nov. 11, 1991	Los Angeles	6-2 W	Stu Barnes	3
Oct. 14, 1992	Edmonton	7-3 W	Teemu Selanne	3
Nov. 17, 1992	at Tampa Bay	6-5 W	Evgeny Davydov	3
Dec. 11, 1992	at Washington	8-6 L	Teemu Selanne	3
Feb. 22, 1993	Ottawa	6-3 W	Thomas Steen	3
Feb. 28, 1993	Minnesota	7-6 W	Teemu Selanne	4
Mar. 2, 1993	Quebec	7-4 L	Teemu Selanne	3
Mar. 9, 1993	at Tampa Bay	4-2 W	Teemu Selanne	3
Oct. 6, 1993	Washington	6-4 W	Teemu Selanne	3
Oct. 23, 1993	at Philadelphia	9-6 W	Keith Tkachuk	3
Nov. 9, 1993	at NY Islanders	5-2 W	Alexei Zhamnov	3

DATE	OPPONENT	RESULT	PLAYER	G
Nov. 30, 1993	at Los Angeles	8-6 W	Alexei Zhamnov	3
Dec. 23, 1993	Quebec	5-2 W	Teemu Selanne	3
Feb. 11, 1995	at St. Louis	3-2 W	Alexei Zhamnov	3
Mar. 28, 1995	at San Jose	6-5 L	Nelson Emerson	3
Apr. 1, 1995	at Los Angeles	7-7 T	Alexei Zhamnov	5
Oct. 7, 1995	Dallas	7-5 W	Igor Korolev	3
Dec. 12, 1995	Montreal	6-5 L	Eddie Olczyk	3
Dec. 15, 1995	Edmonton	9-4 W	Teemu Selanne	4
Feb. 1, 1996	at Colorado	6-4 L	Alexei Zhamnov	3
Mar. 26, 1996	at Dallas	8-2 W	Keith Tkachuk	4
Oct. 7, 1996	at Boston	5-2 W	Mike Gartner	3
Nov. 28, 1996	New Jersey	4-3 W	Keith Tkachuk	3
Feb. 18, 1997	Los Angeles	6-1 W	Jim McKenzie	3
Mar. 20, 1997	at Chicago	4-2 W	Keith Tkachuk	4
Dec. 1, 1997	at Florida	3-2 W	Keith Tkachuk	3
Dec. 26, 1997	at San Jose	4-0 W	Keith Tkachuk	3
Apr. 3, 1998	Anaheim	6-3 W	Keith Tkachuk	3
Mar. 7, 1999	Nashville	4-3 W	Keith Tkachuk	3
Nov. 25, 1999	New Jersey	4-2 W	Jeremy Roenick	3
Nov. 26, 1999	Colorado	7-0 W	Jeremy Roenick	3
Dec. 20, 2000	Calgary	4-2 W	Keith Tkachuk	3
Feb. 23, 2001	at Buffalo	7-3 W	Jeremy Roenick	3
Oct. 13, 2001	Washington	5-2 W	Daymond Langkow	3
Jan. 24, 2003	at Edmonton	5-1 W	Daymond Langkow	3
Nov. 27, 2003	Los Angeles	6-4 W	Ladislav Nagy	3
Dec. 3, 2005	Carolina	8-4 W	Ladislav Nagy	3
Apr. 1, 2006	at San Jose	4-3 W	Steven Reinprecht	3
Dec. 30, 2006	San Jose	8-0 W	Jeremy Roenick	3
Oct. 11, 2007	at Nashville	6-3 W	Fredrik Sjostrom	3
Nov. 7, 2007	at Anaheim	6-5 W	Peter Mueller	3
Jan. 2, 2008	at Colorado	5-2 W	Steven Reinprecht	3
Jan. 24, 2008	vs. Nashville	4-3 W (OT)	Radim Vrbata	3
Feb. 5, 2008	at Calgary	4-3 L (SO)	Peter Mueller	3
Apr. 4, 2008	at Dallas	4-2 W	Daniel Carcillo	3
Dec. 4, 2008	Toronto	6-3 W	Martin Hanzal	3
Feb. 21, 2009	at Los Angeles	6-3 W	Olli Jokinen	3
Jan. 21, 2010	Nashville	4-2 W	Scottie Upshall	3
Oct. 21, 2010	Los Angeles	4-2 W	Lee Stempniak	3
Nov. 3, 2010	Nashville	4-3 W	Ed Jovanovski	3
Nov. 12, 2010	Calgary	5-4 W	Vernon Fiddler	3
Nov. 13, 2010	St. Louis	5-3 W	Ray Whitney	3
Jan. 7, 2012	N.Y. Islanders	5-1 W	Shane Doan	3
Jan. 23, 2013	Columbus	5-1 W	Steve Sullivan	3
Apr. 27, 2013	at Anaheim	5-3 W	Radim Vrbata	3
Oct. 3, 2013	N.Y. Rangers	4-1 W	Radim Vrbata	3
Dec. 21, 2013	at Ottawa	4-3 W (OT)	Antoine Vermette	3
Jan. 26, 2014	at Vancouver	5-4 L (OT)	Antoine Vermette	3
Oct. 15, 2014	Edmonton	7-4 W	Mikkel Boedker	3
Nov. 14, 2014	at Vancouver	5-0 W	Martin Hanzal	3
Oct. 14, 2015	at Anaheim	4-0 W	Anthony Duclair	3
Oct. 24, 2015	at Ottawa	4-1 W	Mikkel Boedker	3
Nov. 28, 2015	Ottawa	4-3 W	Mikkel Boedker	3
Dec. 29, 2015	Chicago	7-5 L	Shane Doan	3
Jan. 12, 2016	Edmonton	4-3 W (OT)	Max Domi	3



DATE	OPPONENT	RESULT	SAVES	GOALTENDER
Feb. 12, 1980	at NY Islanders	0-0 T	20	Markus Mattsson
Mar. 26, 1980	Hartford	7-0 W	27	Markus Mattsson
Jan. 31, 1981	at Toronto	2-0 W	38	Markus Mattsson
Jan. 20, 1982	Washington	3-0 W	21	Doug Soetaert
Mar. 5, 1982	Detroit	2-0 W	33	Doug Soetaert
Mar. 20, 1982	Toronto	7-0 W	21	Ed Staniowski
Oct. 9, 1982	at Detroit	8-0 W	36	Ed Staniowski
Mar. 9, 1983	Buffalo	6-0 W	24	Brian Hayward
Nov. 7, 1984	at Hartford	3-0 W	29	Marc Behrend
Jan. 5, 1986	Vancouver	4-0 W	20	Dan Bouchard
Mar. 16, 1986	Detroit	6-0 W	15	Dan Bouchard
Nov. 7, 1986	St. Louis	2-0 W	25	Daniel Berthiaume
Jan. 9, 1987	Hartford	3-0 W	29	Eldon Reddick/ Daniel Berthiaume
Jan. 19, 1988	St. Louis	3-0 W	23	Daniel Berthiaume
Feb. 3, 1988	Calgary	9-0 W	25	Daniel Berthiaume
Nov. 18, 1988	Toronto	3-0 W	30	Alain Chevrier
Feb. 26, 1989	Calgary	1-0 W	24	Bob Essensa
Nov. 18, 1989	at Philadelphia	1-0 W (OT)	31	Daniel Berthiaume
Mar. 29, 1990	at Los Angeles	1-0 W	30	Bob Essensa
Oct. 31, 1990	at Edmonton	1-0 W (OT)	34	Bob Essensa
Dec. 28, 1990	Boston	6-0 W	31	Bob Essensa
Jan. 21, 1991	Minnesota	2-0 W	28	Bob Essensa
Feb. 17, 1991	Quebec	6-0 W	25	Rick Tabaracci
Mar. 23, 1991	at Edmonton	3-0 W	26	Bob Essensa
Oct. 25, 1991	Philadelphia	2-0 W	34	Bob Essensa
Nov. 16, 1991	at New Jersey	1-0 W	40	Bob Essensa
Nov. 23, 1991	at Edmonton	4-0 W	36	Bob Essensa
Jan. 23, 1992	at Philadelphia	1-0 W	24	Stephane Beauregard
Jan. 28, 1992	at Pittsburgh	4-0 W	38	Bob Essensa
Feb. 2, 1992	San Jose	6-0 W	40	Bob Essensa
Mar. 11, 1992	San Jose	3-0 W	20	Stephane Beauregard
Dec. 19, 1992	at St. Louis	1-0 W	32	Bob Essensa
Apr. 15, 1993	Edmonton	3-0 W	31	Bob Essensa
Oct. 16, 1993	Chicago	1-0 W (OT)	33	Bob Essensa
Mar. 16, 1994	St. Louis	4-0 W	41	Tim Cheveldae
Nov. 26, 1995	Edmonton	4-0 W	34	Nikolai Khabibulin
Feb. 23, 1996	Chicago	1-0 W (OT)	36	Nikolai Khabibulin
Dec. 5, 1996	at St. Louis	3-0 W	33	Darcy Wakaluk
Jan. 25, 1997	Vancouver	4-0 W	26	Nikolai Khabibulin
Jan. 29, 1997	at Detroit	3-0 W	30	Nikolai Khabibulin
Feb. 12, 1997	at Dallas	5-0 W	33	Nikolai Khabibulin
Mar. 5, 1997	at Florida	3-0 W	14	Nikolai Khabibulin
Mar. 6, 1997	at Tampa Bay	5-0 W	30	Nikolai Khabibulin
Mar. 8, 1997	at Chicago	2-0 W	28	Nikolai Khabibulin
Mar. 22, 1997	at Toronto	3-0 W	33	Nikolai Khabibulin
Nov. 8, 1997	at Toronto	3-0 W	25	Nikolai Khabibulin
Nov. 22, 1997	Toronto	2-0 W	28	Nikolai Khabibulin
Dec. 26, 1997	at San Jose	4-0 W	30	Nikolai Khabibulin
Jan. 1, 1998	Los Angeles	4-0 W	23	Nikolai Khabibulin
Mar. 14, 1998	at St. Louis	2-0 W	24	Jimmy Waite
Nov. 1, 1998	at Los Angeles	3-0 W	31	Nikolai Khabibulin
Nov. 11, 1998	at Dallas	2-0 W	38	Jimmy Waite
Nov. 28, 1998	at Los Angeles	4-0 W	20	Nikolai Khabibulin
Dec. 12, 1998	at Ottawa	2-0 W	42	Nikolai Khabibulin
Jan. 11, 1999	Buffalo	1-0 W	23	Nikolai Khabibulin
Feb. 6, 1999	Chicago	3-0 W	28	Nikolai Khabibulin
Feb. 10, 1999	Los Angeles	3-0 W	26	Nikolai Khabibulin
Mar. 13, 1999	Anaheim	1-0 W	27	Nikolai Khabibulin
Apr. 17, 1999	Dallas	2-0 W	27	Nikolai Khabibulin
Oct. 5, 1999	Anaheim	4-0 W	21	Mikhail Shtalenkov
Oct. 31, 1999	at Anaheim	3-0 W	33	Mikhail Shtalenkov
Nov. 26, 1999	Colorado	7-0 W	28	Sean Burke
Feb. 1, 2000	at San Jose	1-0 W (OT)	34	Bob Essensa
Mar. 9, 2000	NY Islanders	5-0 W	30	Sean Burke
Mar. 11, 2000	Vancouver	5-0 W	26	Sean Burke
Oct. 30, 2000	at Colorado	4-0 W	45	Sean Burke
Nov. 12, 2000	at NY Rangers	2-0 W	39	Sean Burke
Nov. 30, 2000	Minnesota	2-0 W	30	Robert Esche
Feb. 9, 2001	Edmonton	2-0 W	38	Sean Burke
Feb. 16, 2001	at Carolina	2-0 W	33	Robert Esche
Mar. 28, 2001	at Minnesota	2-0 W	29	Sean Burke
Oct. 27, 2001	Colorado	1-0 W	29	Sean Burke
Nov. 29, 2001	Nashville	1-0 W	27	Sean Burke
Dec. 5, 2001	St. Louis	3-0 W	27	Sean Burke
Dec. 31, 2001	NY Rangers	5-0 W	37	Sean Burke

DATE	OPPONENT	RESULT	SAVES	GOALTENDER
Jan. 21, 2002	at Nashville	1-0 W	19	Robert Esche
Mar. 24, 2002	Los Angeles	4-0 W	25	Sean Burke
Dec. 28, 2002	Philadelphia	4-0 W	23	Sean Burke
Jan. 8, 2003	at Chicago	0-0 T	40	Zac Bierk
Apr. 4, 2003	Nashville	1-0 W	24	Sean Burke
Oct. 12, 2003	at Anaheim	2-0 W	31	Sean Burke
Dec. 31, 2003	Los Angeles	4-0 W	21	Brian Boucher
Jan. 2, 2004	at Dallas	6-0 W	35	Brian Boucher
Jan. 4, 2004	at Carolina	3-0 W	26	Brian Boucher
Jan. 7, 2004	at Washington	3-0 W	27	Brian Boucher
Jan. 9, 2004	at Minnesota	2-0 W	21	Brian Boucher
Oct. 17, 2005	at Calgary	2-0 W	25	Curtis Joseph
Nov. 3, 2005	Los Angeles	4-0 W	21	Curtis Joseph
Apr. 13, 2006	Los Angeles	3-0 W	32	Curtis Joseph
Apr. 16, 2006	at St. Louis	3-0 W	40	Curtis Joseph
Dec. 23, 2006	Anaheim	2-0 W	29	Mikael Tellqvist
Dec. 30, 2006	San Jose	8-0 W	40	Curtis Joseph
Jan. 4, 2007	at Carolina	2-0 W	29	Curtis Joseph
Feb. 6, 2007	at Columbus	3-0 W	28	Curtis Joseph
Feb. 27, 2007	at Edmonton	3-0 W	26	Curtis Joseph
Mar. 12, 2007	Philadelphia	4-0 W	24	Mikael Tellqvist
Oct. 25, 2007	at Anaheim	1-0 W	31	Alex Auld
Nov. 2, 2007	at Dallas	5-0 W	35	Mikael Tellqvist
Nov. 17, 2007	at Los Angeles	1-0 W	28	Ilya Bryzgalov
Feb. 18, 2008	at Los Angeles	4-0 W	34	Mikael Tellqvist
Feb. 24, 2008	St. Louis	2-0 W	35	Ilya Bryzgalov
Mar. 13, 2008	Vancouver	2-0 W	24	Ilya Bryzgalov
Dec. 20, 2008	Columbus	2-0 W	33	Ilya Bryzgalov
Jan. 10, 2009	Dallas	1-0 W (SO)	38	Ilya Bryzgalov
Feb. 11, 2009	at Dallas	1-0 W	33	Ilya Bryzgalov
Apr. 1, 2009	at Colorado	3-0 W	23	AI Montoya
Oct. 7, 2009	at Pittsburgh	3-0 W	24	Ilya Bryzgalov
Oct. 12, 2009	at San Jose	1-0 W (SO)	26	Ilya Bryzgalov
Oct. 29, 2009	at St. Louis	2-0 W	32	Ilya Bryzgalov
Dec. 7, 2009	Minnesota	2-0 W	28	Ilya Bryzgalov
Dec. 23, 2009	Anaheim	4-0 W	21	Ilya Bryzgalov
Feb. 2, 2010	at Nashville	1-0 W (SO)	25	Ilya Bryzgalov
Mar. 6, 2010	Anaheim	4-0 W	32	Ilya Bryzgalov
Mar. 13, 2010	at Carolina	4-0 W	29	Ilya Bryzgalov
Nov. 23, 2010	Edmonton	5-0 W	23	Ilya Bryzgalov
Dec. 5, 2010	at Anaheim	3-0 W	26	Ilya Bryzgalov
Dec. 26, 2010	at Dallas	1-0 W	30	Jason LaBarbera
Jan. 6, 2011	at Colorado	2-0 W	34	Jason LaBarbera
Jan. 20, 2011	at Los Angeles	2-0 W	36	Ilya Bryzgalov
Feb. 5, 2011	Minnesota	1-0 W	25	Ilya Bryzgalov
Feb. 7, 2011	Colorado	3-0 W	26	Ilya Bryzgalov
Mar. 10, 2011	Calgary	3-0 W	39	Ilya Bryzgalov
Mar. 24, 2011	Columbus	3-0 W	28	Ilya Bryzgalov
Nov. 12, 2011	at San Jose	3-0 W	31	Mike Smith
Nov. 26, 2011	Dallas	3-0 W	26	Mike Smith
Feb. 11, 2012	Chicago	3-0 W	38	Mike Smith
Feb. 16, 2012	at Los Angeles	1-0 W	28	Mike Smith
Mar. 10, 2012	San Jose	3-0 W	42	Mike Smith
Mar. 29, 2012	San Jose	2-0 W	38	Mike Smith
Mar. 31, 2012	Anaheim	4-0 W	44	Mike Smith
Apr. 3, 2012	Columbus	2-0 W	54	Mike Smith
Jan. 28, 2013	Nashville	4-0 W	21	Chad Johnson
Feb. 2, 2013	Dallas	2-0 W	17	Mike Smith
Feb. 9, 2013	at San Jose	1-0 W (SO)	33	Mike Smith
Feb. 18, 2013	Calgary	4-0 W	30	Mike Smith
Mar. 16, 2013	at Columbus	1-0 L (SO)	23	Mike Smith
Apr. 6, 2013	Colorado	4-0 W	24	Mike Smith
Jan. 7, 2014	Calgary	6-0 W	27	Thomas Greiss
Jan. 16, 2014	Vancouver	1-0 W	29	Mike Smith
Jan. 28, 2014	Los Angeles	3-0 W	30	Thomas Greiss
Feb. 7, 2014	Chicago	2-0 W	30	Mike Smith
Mar. 4, 2014	Vancouver	1-0 W	23	Mike Smith
Nov. 14, 2014	at Vancouver	5-0 W	35	Devan Dubnyk
Oct. 14, 2015	at Anaheim	4-0 W	37	Mike Smith
Dec. 19, 2015	NY Islanders	1-0 W	25	Louis Domingue
Jan. 9, 2016	Nashville	4-0 W	26	Louis Domingue
Mar. 12, 2016	Edmonton	4-0 W	44	Mike Smith
Apr. 2, 2016	Washington	3-0 W	31	Mike Smith
Jan. 26, 2017	Vancouver	3-0 W	19	Mike Smith
Feb. 13, 2017	at Calgary	5-0 W	36	Mike Smith
Mar. 13, 2017	Colorado	1-0 W	22	Mike Smith

DATE	OPPONENT	RESULT	TOTAL GOALS
Nov. 25, 1987	at Detroit	10-8 L	18
Nov. 11, 1981	at Minnesota	15-2 L	17
Feb. 25, 1985	at NY Rangers	12-5 W	17
Feb. 2, 1982	at St. Louis	10-6 L	16
Mar. 30, 1983	Los Angeles	10-5 W	15
Nov. 24, 1990	at Quebec	11-4 W	15
Feb. 6, 1981	at Edmonton	10-4 L	14
Oct. 19, 1983	Montreal	12-2 L	14
Dec. 15, 1982	at Chicago	10-3 L	13
Mar. 27, 1981	Vancouver	10-2 L	12
Nov. 29, 1981	Edmonton	10-2 L	12
Mar. 13, 1982	at Toronto	10-2 W	12
Mar. 18, 1989	at Toronto	10-2 W	12
Mar. 1, 2000	Carolina	7-5 W	12
Dec. 3, 2005	Carolina	8-4 W	12
Mar. 10, 2007	Chicago	7-5 L	12
Mar. 18, 2008	at Edmonton	8-4 L	12
Feb. 14, 2009	Calgary	7-5 L	12
Dec. 17, 2015	Columbus	7-5 L	12
Dec. 29, 2015	Chicago	7-5 L	12
Mar. 5, 1981	at Philadelphia	10-1 L	11
Mar. 25, 1987	Calgary	10-1 W	11
Mar. 5, 1988	at Toronto	10-1 W	11
Oct. 12, 1988	at Chicago	10-1 L	11
Oct. 15, 2000	at Los Angeles	6-5 W	11
Feb. 27, 2001	at Boston	7-4 L	11
Mar. 24, 2001	Edmonton	7-4 W	11
Jan. 9, 2002	San Jose	6-5 L	11
Feb. 8, 2002	Los Angeles	6-5 W	11
Dec. 26, 2005	at Colorado	7-4 L	11
Dec. 29, 2005	Los Angeles	6-5 W	11
Jan. 31, 2006	Vancouver	7-4 L	11
Oct. 11, 2006	at Detroit	9-2 L	11
Nov. 30, 2006	Los Angeles	7-4 W	11
Nov. 7, 2007	at Anaheim	6-5 W (OT)	11
Mar. 20, 2008	at Los Angeles	6-5 L (SO)	11
Mar. 30, 2009	Dallas	6-5 W (OT)	11
Jan. 2, 2011	at Minnesota	6-5 L (OT)	11
Feb. 23, 2011	at Tampa Bay	8-3 L	11
Mar. 28, 2013	at Nashville	7-4 W	11
Oct. 24, 2013	at Los Angeles	7-4 L	11
Oct. 15, 2014	Edmonton	7-4 W	11
Nov. 2, 2014	at Washington	6-5 W	11
Oct. 18, 2016	at Ottawa	7-4 L	11



<b>DATE</b>	<b>OPPONENT</b>	<b>RESULT</b>	<b>GOALTENDER</b>	<b>GOAL</b>
Feb. 12, 1980	at NY Islanders	0-0 T	Markus Mattsson	----
Jan. 8, 2003	at Chicago	0-0 T	Zac Bierk	----
Feb. 26, 1989	Calgary	1-0 W	Bob Essensa	Dale Hawerchuk
Nov. 18, 1989	at Philadelphia	1-0 W (OT)	Daniel Berthiaume	Doug Smail
Mar. 29, 1990	at Los Angeles	1-0 W	Bob Essensa	Pat Elynuik
Oct. 31, 1990	at Edmonton	1-0 W (OT)	Bob Essensa	Pat Elynuik
Nov. 16, 1991	at New Jersey	1-0 W	Bob Essensa	Ed Olczyk
Jan. 23, 1992	at Philadelphia	1-0 W	Stephane Beauregard	Phil Housley
Mar. 13, 1992	Hartford	1-0 L	Stephane Beauregard	Bobby Holik
Dec. 19, 1992	at St. Louis	1-0 W	Bob Essensa	Thomas Steen
Oct. 16, 1993	Chicago	1-0 W (OT)	Bob Essensa	Nelson Emerson
Feb. 16, 1996	Pittsburgh	1-0 L	Nikolai Khabibulin	Jaromir Jagr
Feb. 23, 1996	Chicago	1-0 W (OT)	Nikolai Khabibulin	Dallas Drake
Oct. 5, 1996	Hartford	1-0 L	Nikolai Khabibulin	Alexander Godyniuk
Jan. 11, 1999	Buffalo	1-0 W	Nikolai Khabibulin	Dallas Drake
Mar. 13, 1999	Anaheim	1-0 W	Nikolai Khabibulin	Mike Stapleton
Mar. 29, 1999	at Vancouver	1-0 L	Mikhail Shtalenkov	Peter Schaefer
Apr. 6, 1999	San Jose	1-0 L	Nikolai Khabibulin	Bill Houlder
Feb. 1, 2000	at San Jose	1-0 W (OT)	Bob Essensa	Keith Carney
Feb. 22, 2000	at Montreal	1-0 L	Sean Burke	Benoit Brunet
Oct. 27, 2001	Colorado	1-0 W	Sean Burke	Krystofer Kolanos
Nov. 4, 2001	at Carolina	1-0 L	Sean Burke	Josef Vasicek
Nov. 29, 2001	Nashville	1-0 W	Sean Burke	Sergei Berezin
Jan. 21, 2002	at Nashville	1-0 W	Robert Esche	Sergei Berezin
Jan. 18, 2003	Buffalo	1-0 L	Zac Bierk	Curtis Brown
Jan. 26, 2003	at Vancouver	1-0 L	Zac Bierk	Markus Naslund
Apr. 4, 2003	Nashville	1-0 W	Sean Burke	Branko Radivojevic
Nov. 23, 2003	at Atlanta	1-0 L	Brian Boucher	Marc Savard
Mar. 31, 2004	at Calgary	1-0 L	Brent Johnson	Jarome Iginla
Nov. 9, 2006	Dallas	1-0 L	Curtis Joseph	Brenden Morrow
Feb. 3, 2007	Minnesota	1-0 L	Curtis Joseph	Marian Gaborik
Oct. 25, 2007	at Anaheim	1-0 W	Alex Auld	Craig Weller
Nov. 17, 2007	at Los Angeles	1-0 W	Ilya Bryzgalov	Shane Doan
Dec. 7, 2007	vs. San Jose	1-0 L	Ilya Bryzgalov	Milan Michalek
Feb. 27, 2008	at Chicago	1-0 L	Ilya Bryzgalov	Jason Williams
Nov. 6, 2008	at Vancouver	1-0 L	Ilya Bryzgalov	Kevin Bieksa
Jan. 10, 2009	Dallas	1-0 W (SO)	Ilya Bryzgalov	*Kyle Turris
Feb. 11, 2009	at Dallas	1-0 W	Ilya Bryzgalov	Enver Lisin
Oct. 12, 2009	at San Jose	1-0 W (SO)	Ilya Bryzgalov	*Lauri Korpikoski
Feb. 2, 2010	at Nashville	1-0 W (SO)	Ilya Bryzgalov	*Adrian Aucoin
Dec. 26, 2010	at Dallas	1-0 W	Jason LaBarbera	Kyle Turris
Feb. 5, 2011	Minnesota	1-0 W	Ilya Bryzgalov	Taylor Pyatt
Mar. 3, 2011	at Los Angeles	1-0 L	Ilya Bryzgalov	Jarret Stoll
Dec. 1, 2011	at Winnipeg	1-0 L	Mike Smith	Bryan Little
Jan. 5, 2012	at Los Angeles	1-0 L (OT)	Mike Smith	Drew Doughty
Feb. 16, 2012	at Los Angeles	1-0 W	Mike Smith	Radim Vrbata
Feb. 9, 2013	at San Jose	1-0 W (SO)	Mike Smith	Mikkel Boedker
Mar. 16, 2013	at Columbus	1-0 L (SO)	Mike Smith	Artem Anisimov
Jan. 16, 2014	Vancouver	1-0 W	Mike Smith	Antoine Vermette
Mar. 4, 2014	Vancouver	1-0 W	Mike Smith	Antoine Vermette
Nov. 8, 2014	N.Y. Islanders	1-0 L	Mike Smith	Frans Nielsen
Mar. 16, 2015	at Los Angeles	1-0 L	Mike Smith	Andy Andreoff
Dec. 19, 2015	N.Y. Islanders	1-0 W	Louis Domingue	Oliver Ekman-Larsson
Apr. 9, 2016	at San Jose	1-0 L	Mike Smith	Joe Pavelski
Mar. 13, 2017	Colorado	1-0 W	Mike Smith	Brendan Perlini

\*Shootout-Deciding Goal





**GOALS**

PLAYER	SEASON	NO.
1. Teemu Selanne	1992-93	76
2. Dale Hawerchuk	1984-85	53
3. Keith Tkachuk	1996-97	52
4. Keith Tkachuk	1995-96	50
5. Dale Hawerchuk	1986-87	47
6. Dale Hawerchuk	1985-86	46
7. Dale Hawerchuk	1981-82	45
8. Dale Hawerchuk	1987-88	44
9. Morris Lukowich	1981-82	43
10. Paul MacLean	1984-85	41
Dale Hawerchuk	1988-89	41
Keith Tkachuk	1993-94	41

**ASSISTS**

PLAYER	SEASON	NO.
1. Phil Housley	1992-93	79
2. Dale Hawerchuk	1984-85	77
Dale Hawerchuk	1987-88	77
4. Dale Hawerchuk	1983-84	65
5. Phil Housley	1991-92	63
6. Dave Babych	1982-83	61
Thomas Steen	1988-89	61
8. Paul MacLean	1984-85	60
9. Dale Hawerchuk	1985-86	59
10. Dale Hawerchuk	1981-82	58

**POINTS**

PLAYER	SEASON	NO.
1. Teemu Selanne	1992-93	132
2. Dale Hawerchuk	1984-85	130
3. Dale Hawerchuk	1987-88	121
4. Dale Hawerchuk	1985-86	105
5. Dale Hawerchuk	1981-82	103
6. Dale Hawerchuk	1983-84	102
7. Paul MacLean	1984-85	101
8. Dale Hawerchuk	1986-87	100
9. Keith Tkachuk	1995-96	98
10. Phil Housley	1992-93	97

**POWER-PLAY GOALS**

PLAYER	SEASON	NO.
1. Teemu Selanne	1992-93	24
2. Keith Tkachuk	1993-94	22
Paul MacLean	1987-88	22
4. Dale Hawerchuk	1987-88	20
Andrew McBain	1987-88	20
Andrew McBain	1988-89	20
Keith Tkachuk	1995-96	20
8. Dale Hawerchuk	1985-86	18
9. Dale Hawerchuk	1984-85	17
Shane Doan	2005-06	17

**SHORTHANDED GOALS**

PLAYER	SEASON	NO.
1. Dave McLlwain	1989-90	7
2. Nelson Emerson	1993-94	5
Bob Corkum	1997-98	5
4. Trevor Letowski	1999-00	4
Brian Mullen	1983-84	4
Doug Smail	1983-84	4
Dallas Drake	1995-96	4
8. Several players tied with 3		

**GAME-WINNING GOALS**

PLAYER	SEASON	NO.
1. Jeremy Roenick	1999-00	12
Radim Vrbata	2011-12	12
3. Keith Tkachuk	1997-98	8
<b>Oliver Ekman-Larsson 2015-16</b>		<b>8</b>
4. Lucien DeBlois	1982-83	7
Ed Olczyk	1991-92	7
Teemu Selanne	1992-93	7
Keith Tkachuk	1996-97	7
Jeremy Roenick	1996-97	7
Mike Gartner	1996-97	7
Keith Tkachuk	1998-99	7
Jeremy Roenick	2000-01	7
Shane Doan	2005-06	7
Shane Doan	2006-07	7
<b>Oliver Ekman-Larsson 2014-15</b>		<b>7</b>

**PENALTY MINUTES**

PLAYER	SEASON	NO.
1. Tie Domi	1993-94	347
2. Daniel Carcillo	2007-08	324
3. Jimmy Mann	1979-80	287
4. Shawn Cronin	1991-92	271
5. Gord Donnelly	1990-91	265
6. Mike Hartman	1991-92	264
7. Keith Tkachuk	1993-94	255
8. Tie Domi	1992-93	249
9. Shawn Cronin	1989-90	243
10. Laurie Boschman	1985-86	241

**WINS**

PLAYER	SEASON	NO.
1. Ilya Bryzgalov	2009-10	42
2. Mike Smith	2011-12	38
3. Ilya Bryzgalov	2010-11	36
4. Sean Burke	2001-02	33
Brian Hayward	1984-85	33
Bob Essensa	1992-93	33
7. Curtis Joseph	2005-06	32
Nikolai Khabibulin	1998-99	32
9. Nikolai Khabibulin	1996-97	30
Nikolai Khabibulin	1997-98	30

**SHUTOUTS**

PLAYER	SEASON	NO.
1. Nikolai Khabibulin	1998-99	8
Ilya Bryzgalov	2009-10	8
Mike Smith	2011-12	8
4. Nikolai Khabibulin	1996-97	7
Ilya Bryzgalov	2010-11	7
6. Bob Essensa	1991-92	5
Sean Burke	2001-02	5
Brian Boucher	2003-04	5
Mike Smith	2012-13	5
10. Bob Essensa	1990-91	4
Nikolai Khabibulin	1997-98	4
Sean Burke	2000-01	4
Curtis Joseph	2005-06	4
Curtis Joseph	2006-07	4

**GOALS AGAINST AVERAGE**

(min. 25 games played)

PLAYER	SEASON	AVG.
1. Nikolai Khabibulin	1998-99	2.13
2. Mike Smith	2011-12	2.21
3. Sean Burke	2000-01	2.27
4. Sean Burke	2001-02	2.29
Ilya Bryzgalov	2009-10	2.29
Thomas Greiss	2013-14	2.29
7. Ilya Bryzgalov	2007-08	2.43
8. Ilya Bryzgalov	2010-11	2.48
9. Sean Burke	1999-00	2.55
10. Mike Smith	2012-13	2.58
11. Mike Smith	2015-16	2.63

**SAVE PERCENTAGE**

(min. 25 games played)

PLAYER	SEASON	SV%
1. Mike Smith	2011-12	.930
2. Nikolai Khabibulin	1998-99	.923
3. Sean Burke	2000-01	.922
4. Ilya Bryzgalov	2007-08	.921
Ilya Bryzgalov	2010-11	.921
6. Sean Burke	2001-02	.920
Ilya Bryzgalov	2009-10	.920
Thomas Greiss	2013-14	.920
9. Mike Smith	2015-16	.916
10. Mike Smith	2013-14	.915
11. Sean Burke	1999-00	.914
Mike Smith	2016-17	.914



**GOALS**

SEASON	NO.	PLAYER
1979-80	35	Morris Lukowich
1980-81	33	Morris Lukowich
1981-82	45	Dale Hawerchuk
1982-83	40	Dale Hawerchuk
1983-84	37	Dale Hawerchuk
1984-85	53	Dale Hawerchuk
1985-86	46	Dale Hawerchuk
1986-87	47	Dale Hawerchuk
1987-88	44	Dale Hawerchuk
1988-89	41	Dale Hawerchuk
1989-90	32	Pat Elynuik, Paul Fenton
1990-91	31	Pat Elynuik
1991-92	32	Eddie Olczyk
1992-93	76	Teemu Selanne
1993-94	41	Keith Tkachuk
1994-95	30	Alexei Zhamnov
1995-96	50	Keith Tkachuk
1996-97	52	Keith Tkachuk
1997-98	40	Keith Tkachuk
1998-99	36	Keith Tkachuk
1999-00	34	Jeremy Roenick
2000-01	30	Jeremy Roenick
2001-02	32	Daniel Briere
2002-03	23	Mike Johnson
2003-04	27	Shane Doan
2005-06	30	Mike Comrie, Shane Doan
2006-07	27	Shane Doan
2007-08	28	Shane Doan
2008-09	31	Shane Doan
2009-10	28	Lee Stempniak
2010-11	20	Shane Doan
2011-12	35	Radim Vrbata
2012-13	13	Shane Doan, Antoine Vermette
2013-14	24	Antoine Vermette
<b>2014-15</b>	<b>23</b>	<b>Oliver Ekman-Larsson</b>
2015-16	28	Shane Doan
2016-17	20	Radim Vrbata

**ASSISTS**

SEASON	NO.	PLAYER
1979-80	39	Morris Lukowich
1980-81	43	Dave Christian
1981-82	58	Dale Hawerchuk
1982-83	61	Dave Babych
1983-84	65	Dale Hawerchuk
1984-85	77	Dale Hawerchuk
1985-86	59	Dale Hawerchuk
1986-87	53	Dale Hawerchuk
1987-88	77	Dale Hawerchuk
1988-89	61	Thomas Steen
1989-90	55	Dale Hawerchuk
1990-91	53	Phil Housley
1991-92	63	Phil Housley
1992-93	79	Phil Housley
1993-94	45	Alexei Zhamnov
1994-95	35	Alexei Zhamnov
1995-96	48	Teemu Selanne, Keith Tkachuk
1996-97	45	Oleg Tverdovsky
1997-98	44	Cliff Ronning
1998-99	48	Jeremy Roenick
1999-00	44	Jeremy Roenick
2000-01	46	Jeremy Roenick
2001-02	35	Daymond Langkow, Teppo Numminen
2002-03	40	Mike Johnson
2003-04	41	Shane Doan
2005-06	41	Ladislav Nagy
2006-07	28	Shane Doan
2007-08	50	Shane Doan
2008-09	42	Shane Doan
2009-10	42	Wojtek Wolski
2010-11	48	Keith Yandle
2011-12	53	Ray Whitney
<b>2012-13</b>	<b>21</b>	<b>Oliver Ekman-Larsson</b>
2013-14	45	Keith Yandle
2014-15	37	Keith Yandle
<b>2015-16</b>	<b>34</b>	<b>Oliver Ekman-Larsson, Max Domi</b>
2016-17	35	Radim Vrbata

**POINTS**

SEASON	NO.	PLAYER
1979-80	74	Morris Lukowich
1980-81	71	Dave Christian
1981-82	103	Dale Hawerchuk
1982-83	91	Dale Hawerchuk
1983-84	102	Dale Hawerchuk
1984-85	130	Dale Hawerchuk
1985-86	105	Dale Hawerchuk
1986-87	100	Dale Hawerchuk
1987-88	121	Dale Hawerchuk
1988-89	96	Dale Hawerchuk
1989-90	81	Dale Hawerchuk
1990-91	76	Phil Housley
1991-92	86	Phil Housley
1992-93	132	Teemu Selanne
1993-94	81	Keith Tkachuk
1994-95	65	Alexei Zhamnov
1995-96	98	Keith Tkachuk
1996-97	86	Keith Tkachuk
1997-98	66	Keith Tkachuk
1998-99	72	Jeremy Roenick
1999-00	78	Jeremy Roenick
2000-01	76	Jeremy Roenick
2001-02	62	Daymond Langkow
2002-03	63	Mike Johnson
2003-04	68	Shane Doan
2005-06	66	Shane Doan
2006-07	55	Shane Doan
2007-08	78	Shane Doan
2008-09	73	Shane Doan
2009-10	65	Wojtek Wolski
2010-11	60	Shane Doan
2011-12	77	Ray Whitney
2012-13	30	Keith Yandle
2013-14	53	Keith Yandle
<b>2014-15</b>	<b>43</b>	<b>Oliver Ekman-Larsson</b>
<b>2015-16</b>	<b>55</b>	<b>Oliver Ekman-Larsson</b>
2016-17	55	Radim Vrbata

**POWER-PLAY GOALS**

SEASON	NO.	PLAYER
1979-80	13	Morris Lukowich
1980-81	9	Dave Christian, Morris Lukowich
1981-82	13	Morris Lukowich
1982-83	15	Paul MacLean
1983-84	13	Paul MacLean
1984-85	17	Dale Hawerchuk
1985-86	18	Dale Hawerchuk
1986-87	10	Dale Hawerchuk, Paul MacLean
1987-88	22	Paul MacLean
1988-89	20	Andrew McBain
1989-90	14	Pat Elynuik
1990-91	16	Pat Elynuik
1991-92	13	Fredrik Olausson
1992-93	24	Teemu Selanne
1993-94	22	Keith Tkachuk
1994-95	9	Alexei Zhamnov
1995-96	20	Keith Tkachuk
1996-97	13	Mike Gartner
1997-98	11	Keith Tkachuk
1998-99	11	Keith Tkachuk
1999-00	6	Jeremy Roenick, Travis Green
2000-01	13	Jeremy Roenick
2001-02	12	Daniel Briere
2002-03	8	Mike Johnson, Ladislav Nagy
2003-04	11	Ladislav Nagy
2005-06	17	Shane Doan
2006-07	11	Shane Doan
2007-08	9	Shane Doan
2008-09	10	Shane Doan
2009-10	9	Lee Stempniak
2010-11	11	Shane Doan
2011-12	9	Radim Vrbata
2012-13	5	Keith Yandle
2013-14	10	Radim Vrbata, Shane Doan
<b>2014-15</b>	<b>10</b>	<b>Oliver Ekman-Larsson</b>
<b>2015-16</b>	<b>12</b>	<b>Shane Doan, Oliver Ekman-Larsson</b>
<b>2016-17</b>	<b>8</b>	<b>Oliver Ekman-Larsson</b>



**SHORTHANDED GOALS****SEASON NO. PLAYER**

1979-80	2	Jude Drouin
1980-81	3	Doug Smail
1981-82	1	Four players tied
1982-83	3	Lucien Deblois, Doug Smail
1983-84	4	Brian Mullen, Doug Smail
1984-85	3	Dale Hawerchuk, Doug Smail
1985-86	3	Doug Smail, Thomas Steen
1986-87	3	Thomas Steen
1987-88	3	Dale Hawerchuk, Doug Smail
1988-89	3	Dale Hawerchuk
1989-90	7	Dave McLlwain
1990-91	2	Dave McLlwain, Phil Sykes
1991-92	2	Troy Murray, Danton Cole
1992-93	1	Alexei Zhamnov, Teppo Numminen, Luciano Borsato
1993-94	5	Nelson Emerson
1994-95	2	Keith Tkachuk, Teemu Selanne
1995-96	4	Dallas Drake
1996-97	3	Jeremy Roenick
1997-98	5	Bob Corkum
1998-99	2	Keith Tkachuk, Mike Stapleton, Keith Carney
1999-00	4	Trevor Letowski
2000-01	3	Mike Sullivan
2001-02	3	Daymond Langkow
2002-03	2	Daymond Langkow
2003-04	3	Daniel Cleary
2005-06	3	Keith Ballard
2006-07	3	Owen Nolan
2007-08	3	Radim Vrbata
2008-09	2	Martin Hanzal
2009-10	3	Vernon Fiddler
2010-11	2	Lauri Korpikoski
2011-12	3	Lauri Korpikoski
2012-13	1	Radim Vrbata, David Moss
2013-14	3	Antoine Vermette
2014-15	3	<b>Tobias Rieder</b>
2015-16	1	Four players tied
2016-17	2	<b>Brad Richardson</b>

**GAME-WINNING GOALS****SEASON NO. PLAYER**

1979-80	4	Willy Lindstrom
1980-81	2	Morris Lukowich
1981-82	6	Morris Lukowich
1982-83	7	Lucien Deblois
1983-84	5	Paul MacLean
1984-85	6	Paul MacLean
1985-86	4	Ray Neufeld, Doug Smail
1986-87	6	Paul MacLean
1987-88	5	Andrew McBain, Doug Smail
1988-89	6	Pat Elynuik
1989-90	6	Doug Smail, Greg Paslawski
1990-91	4	Pat Elynuik
1991-92	7	Ed Olczyk
1992-93	7	Teemu Selanne
1993-94	6	Nelson Emerson
1994-95	4	Alexei Zhamnov
1995-96	6	Keith Tkachuk
1996-97	7	Keith Tkachuk, Jeremy Roenick, Mike Gartner
1997-98	8	Keith Tkachuk
1998-99	7	Keith Tkachuk
1999-00	12	Jeremy Roenick
2000-01	7	Jeremy Roenick
2001-02	6	Teppo Numminen
2002-03	6	Ladislav Nagy
2003-04	6	Ladislav Nagy
2005-06	7	Shane Doan
2006-07	7	Shane Doan
2007-08	5	Shane Doan, Niko Kapanen, Radim Vrbata
2008-09	4	Shane Doan, Peter Mueller
2009-10	5	Wojtek Wolski
2010-11	6	Shane Doan, Taylor Pyatt
2011-12	12	Radim Vrbata
2012-13	3	Antoine Vermette, Keith Yandle
2013-14	6	<b>Oliver Ekman-Larsson</b>
2014-15	7	<b>Oliver Ekman-Larsson</b>
2015-16	8	<b>Oliver Ekman-Larsson</b>
2016-17	4	Radim Vrbata

**PENALTY MINUTES****SEASON NO. PLAYER**

1979-80	287	Jimmy Mann
1980-81	105	Jimmy Mann
1981-82	110	Bryan Maxwell
1982-83	131	Bryan Maxwell
1983-84	234	Laurie Boschman
1984-85	180	Laurie Boschman
1985-86	241	Laurie Boschman
1986-87	162	Jim Kyte
1987-88	229	Laurie Boschman
1988-89	228	Gord Donnelly
1989-90	243	Shawn Cronin
1990-91	265	Gord Donnelly
1991-92	271	Shawn Cronin
1992-93	249	Tie Domi
1993-94	347	Tie Domi
1994-95	152	Keith Tkachuk
1995-96	205	Dave Manson
1996-97	228	Keith Tkachuk
1997-98	157	Rick Tocchet
1998-99	190	Jim Cummins
1999-00	102	Jeremy Roenick
2000-01	114	Jeremy Roenick
2001-02	152	Todd Simpson
2002-03	135	Andrei Nazarov, Todd Simpson
2003-04	125	Andrei Nazarov
2005-06	123	Shane Doan
2006-07	188	Josh Gratton
2007-08	324	Daniel Carcillo
2008-09	108	Brandon Prust
2009-10	117	Paul Bissonnette
2010-11	71	Paul Bissonnette
2011-12	83	Raffi Torres
2012-13	54	Keith Yandle
2013-14	73	Martin Hanzal
2014-15	82	Kyle Chipchura
2015-16	98	Shane Doan
2016-17	85	<b>Luke Schenn</b>



**GAMES PLAYED**

1. Shane Doan	1,540
2. Teppo Numminen	1,098
3. Thomas Steen	950
4. Dale Hawerchuk	713
5. Doug Smail	691
6. Keith Tkachuk	640
7. Zbynek Michalek	612
8. Martin Hanzal	608
9. Randy Carlyle	564
10. Keith Yandle	558

**GOALS**

1. Shane Doan	402
2. Dale Hawerchuk	379
3. Keith Tkachuk	323
4. Thomas Steen	264
5. Paul MacLean	248
6. Doug Smail	189
7. Morris Lukowich	168
8. Radim Vrbata	157
9. Jeremy Roenick	152
Laurie Boschman	152
11. Teemu Selanne	147

**ASSISTS**

1. Shane Doan	570
2. Thomas Steen	553
3. Dale Hawerchuk	550
4. Teppo Numminen	426
5. Keith Tkachuk	300
6. Paul MacLean	270
7. Fredrik Olausson	249
8. Dave Babych	248
9. Keith Yandle	246
10. Jeremy Roenick	227
Laurie Boschman	227

**POINTS**

1. Shane Doan	972
2. Dale Hawerchuk	929
3. Thomas Steen	817
4. Keith Tkachuk	623
5. Teppo Numminen	534
6. Paul MacLean	518
7. Doug Smail	397
8. Jeremy Roenick	379
Laurie Boschman	379
10. Morris Lukowich	345
11. Radim Vrbata	343

**PENALTY MINUTES**

1. Keith Tkachuk	1508
2. Shane Doan	1353
3. Laurie Boschman	1338
4. Jim Kyte	772
5. Kris King	762
6. Tim Watters	760
7. Thomas Steen	753
8. Randy Carlyle	736
9. Gord Donnelly	726
Paul MacLean	726

**POWER PLAY GOALS**

1. Shane Doan	128
2. Dale Hawerchuk	122
3. Keith Tkachuk	114
4. Paul MacLean	97
5. Thomas Steen	73
6. Radim Vrbata	49
Teemu Selanne	49
8. Morris Lukowich	46
9. Ed Olczyk	45
10. Pat Elynuik	44

**SHORTHANDED GOALS**

1. Doug Smail	25
2. Thomas Steen	13
3. Keith Tkachuk	12
4. Dale Hawerchuk	11
5. Dave McLlwain	9
6. Dallas Drake	8
7. Jeremy Roenick	7
Laurie Boschman	7
9. Shane Doan	6
Bob Corkum	6
Ron Wilson	6
Mike Sullivan	6
Nelson Emerson	6
Daymond Langkow	6

**GAME WINNING GOALS**

1. Shane Doan	69
2. Keith Tkachuk	40
3. Jeremy Roenick	33
4. Doug Smail	31
5. Radim Vrbata	30
6. Dale Hawerchuk	29
Thomas Steen	29
<b>8. Oliver Ekman-Larsson</b>	<b>25</b>
9. Paul MacLean	24
10. Martin Hanzal	23

**HAT TRICKS**

1. Dale Hawerchuk	12
2. Keith Tkachuk	9
3. Teemu Selanne	8
4. Paul MacLean	7
5. Alexei Zhamnov	5
6. Jeremy Roenick	4
Thomas Steen	4
8. Ray Neufeld	3
Radim Vrbata	3



**GOALS**

- 1. Teppo Numminen
- 2. Dave Ellett
- 3. Oliver Ekman-Larsson**
- 4. Fredrik Olausson
- 5. Randy Carlyle
- 6. Dave Babych
- 7. Keith Yandle
- 8. Phil Housley
- 9. Ed Jovanovski
- 10. Paul Mara  
Derek Morris

**ASSISTS**

- 108 1. Teppo Numminen
- 95 2. Fredrik Olausson
- 88** 3. Dave Babych
- 86 4. Keith Yandle
- 80 5. Randy Carlyle
- 73 6. Dave Ellett
- 65 7. Phil Housley
- 64 **8. Oliver Ekman-Larsson**
- 47 9. Moe Mantha
- 38 10. Ed Jovanovski
- 38

**POINTS**

- 426 1. Teppo Numminen 534
- 249 2. Fredrik Olausson 335
- 248 3. Dave Babych 321
- 246 4. Keith Yandle 311
- 226 5. Randy Carlyle 306
- 204 6. Dave Ellett 299
- 195 7. Phil Housley 259
- 160** **8. Oliver Ekman-Larsson** **248**
- 125 9. Ed Jovanovski 164
- 117 10. Moe Mantha 156

**ALL-TIME CAREER GOALTENDING LEADERS**

**GAMES PLAYED**

- 312 1. Mike Smith
- 311 2. Bob Essensa
- 284 3. Nikolai Khabibulin
- 257 4. Ilya Bryzgalov
- 211 5. Sean Burke

**SHUTOUTS**

- 1. Mike Smith
- 2. Ilya Bryzgalov
- Nikolai Khabibulin
- 4. Bob Essensa
- Sean Burke
- 6. Curtis Joseph

**SAVE PERCENTAGE**

- (min. 25 games)
- 22 1. Thomas Greiss .920%
- 21 2. Sean Burke .919%
- 21 3. Jason LaBarbera .918%
- 15 4. Ilya Bryzgalov .917%
- 15 5. Mike Smith .916%
- 8 **6. Louis Domingue .910%**

**MINUTES PLAYED**

- 17,980 1. Mike Smith
- 17,244 2. Bob Essensa
- 16,026 3. Nikolai Khabibulin
- 15,071 4. Ilya Bryzgalov
- 12,348 5. Sean Burke

**GOALS AGAINST AVERAGE**

- (min. 25 games)
- 2.29 1. Thomas Greiss
- 2.39 2. Sean Burke
- 2.45 3. Jimmy Waite
- 2.54 4. Ilya Bryzgalov
- 2.64 5. Jason LaBarbera
- 2.69 6. Mike Smith
- 2.75 7. Nikolai Khabibulin
- 2.87** **8. Louis Domingue**

**WINS**

- 130 1. Ilya Bryzgalov
- 129 2. Bob Essensa
- 128 3. Mike Smith
- 126 4. Nikolai Khabibulin
- 97 5. Sean Burke



#	PLAYER	GP	G	A	PTS	PIM	#	PLAYER	GP	G	A	PTS	PIM
1	Shane Doan	1,540	402	570	972	1,353	72	Deron Quint	271	27	56	83	104
2	Dale Hawerchuk	713	379	550	929	478	73	Peter Sullivan	126	28	54	82	40
3	Thomas Steen	950	264	553	817	753	74	Paul Fenton	156	50	31	81	91
4	Keith Tkachuk	640	323	300	623	1508	75	Claude Lemieux	164	32	49	81	158
5	Teppo Numminen	1098	108	426	534	405	76	Dave McLlwain	143	40	38	78	108
6	Paul MacLean	528	248	270	518	726	77	Matthew Lombardi	118	28	49	77	54
7	Doug Smail	691	189	208	397	466	78	Kyle Chipchura	319	21	55	76	257
8	Jeremy Roenick	454	152	227	379	596	79	Travis Green	147	38	36	74	108
9	Laurie Boschman	526	152	227	379	1338	80	Paul MacDermid	172	32	42	74	379
10	Morris Lukowich	431	168	177	345	438	81	Fredrik Sjostrom	261	32	41	73	126
11	Radim Vrbata	509	157	186	343	134	82	Taylor Pyatt	223	39	34	73	89
12	Fredrik Olausson	496	86	249	335	196	83	Trevor Letowski	206	30	43	73	58
13	David Babych	390	73	248	321	392	84	Dave Manson	205	14	59	73	559
14	Martin Hanzal	608	117	196	313	537	85	Scottie Upshall	129	42	30	72	118
15	Keith Yandle	558	65	246	311	372	86	Landon Wilson	183	32	36	68	180
16	Teemu Selanne	231	147	159	306	87	87	Kris King	341	28	40	68	762
17	Randy Carlyle	564	80	226	306	736	88	Gilles Hamel	142	35	32	67	59
18	Dave Ellett	475	95	204	299	504	89	Mike Stapleton	253	28	39	67	143
19	Brian Mullen	372	124	172	296	132	90	Greg Paslawski	114	27	40	67	24
20	Alexei Zhamnov	235	103	164	267	205	91	Mike Eagles	293	21	46	67	464
21	Phil Housley	232	64	195	259	168	92	Doug Evans	127	24	42	66	209
22	Ladislav Nagy	321	92	157	249	312	93	Robert Picard	160	20	43	63	158
<b>23</b>	<b>Oliver Ekman-Larsson</b>	494	88	160	248	316	94	Radoslav Suchy	372	12	51	63	74
24	Pat Elynuik	289	115	129	244	462	95	Keith Carney	266	9	54	63	253
25	Andrew McBain	408	101	129	230	421	96	Bob Corkum	233	30	30	60	85
26	Darrin Shannon	451	77	149	226	328	97	Adrian Aucoin	221	13	46	59	150
27	Dallas Drake	382	82	143	225	328	98	Oleg Saprykin	126	25	34	59	104
28	Mikkel Boedker	445	80	133	213	86	<b>99</b>	<b>Anthony Duclair</b>	139	25	34	59	63
29	Dave Christian	230	79	130	209	73	100	Evgeny Davydov	91	32	24	56	74
30	Ron Wilson	536	75	134	209	236	101	Branko Radivojevic	150	25	31	56	103
31	Eddie Olczyk	214	95	106	201	235	102	Danny Markov	136	10	46	56	103
32	Daymond Langkow	316	79	117	196	146	103	Lee Stempniak	100	33	23	56	27
33	Scott Arniel	406	80	112	192	336	104	Don Spring	259	1	54	55	80
34	Willy Lindstrom	288	98	91	189	106	105	Brad May	154	24	30	54	234
35	Lucien Deblois	235	87	102	189	208	106	Troy Murray	103	20	34	54	103
36	Ed Jovanovski	332	47	117	164	336	107	David Moss	184	17	37	54	63
37	Brent Ashton	222	66	95	161	135	108	Brian Savage	134	24	29	53	66
38	Mike Johnson	242	47	112	159	139	109	Michal Handzus	89	19	34	53	55
39	Moe Mantha	318	31	125	156	203	110	Daniel Winnik	202	18	34	52	100
40	Derek Morris	544	38	114	152	462	111	Vernon Fiddler	147	14	38	52	92
41	Antoine Vermette	291	70	79	149	223	112	Peter Marsh	81	24	27	51	68
42	Daniel Briere	258	70	76	146	146	113	Norm Maciver	112	11	40	51	88
43	Lauri Korpikoski	401	62	83	145	98	114	David Schlemko	207	9	41	50	76
44	Steven Reinprecht	231	51	92	143	82	<b>115</b>	<b>Jordan Martinook</b>	166	20	30	50	58
45	Bengt Lundholm	275	48	95	143	72	116	Stephane Quintal	124	14	35	49	197
46	Paul Mara	323	38	104	142	268	117	Stu Barnes	102	25	23	48	44
47	Zbynek Michalek	612	32	108	140	258	118	Connor Murphy	259	13	36	49	145
48	Ray Whitney	157	41	93	134	52	119	Igor Ulanov	176	5	43	48	385
49	Mario Marois	255	17	116	133	178	120	Mike Ribeiro	80	16	31	47	52
50	Rick Tocchet	213	64	66	130	371	121	Peter Taglianetti	207	10	37	47	604
51	Ray Neufeld	249	61	66	127	388	122	Geoff Sanderson	75	25	21	46	58
52	Craig Janney	158	32	94	126	38	123	Tim Trimper	140	23	23	46	138
53	Tim Watters	438	21	101	122	760	124	Danny Geoffrion	79	20	26	46	82
54	Norm Dupont	181	47	67	114	38	125	Mika Alatalo	152	17	29	46	58
55	Cliff Ronning	156	32	81	113	64	126	Kyle Turris	137	19	27	46	43
56	Nelson Emerson	131	47	64	111	106	127	Craig Norwich	70	10	35	45	36
57	Peter Mueller	207	39	68	107	64	128	Ossi Vaananen	291	10	35	45	333
58	Oleg Tverdovsky	241	24	83	107	80	129	Phil Sykes	170	25	18	43	157
59	Perry Turnbull	172	43	57	100	357	130	Olli Jokinen	57	21	21	42	49
60	Michael Stone	324	24	72	96	190	131	Daniel Carcillo	129	20	21	41	572
61	Mike Comrie	132	45	50	95	91	132	Mike Eastwood	126	18	23	41	28
62	Jyrki Lumme	192	19	74	93	122	133	Sam Gagner	81	15	26	41	28
<b>63</b>	<b>Tobias Rieder</b>	234	43	49	92	30	134	Boyd Gordon	188	14	27	41	28
64	Igor Korolev	159	33	58	91	80	<b>135</b>	<b>Brad Richardson</b>	98	16	24	40	61
65	Mike Gartner	142	44	46	90	62	136	Danton Cole	98	21	19	40	92
66	Luciano Borsato	203	35	55	90	113	137	Owen Nolan	76	16	24	40	56
<b>67</b>	<b>Max Domi</b>	140	27	63	90	112	138	Tie Domi	173	15	25	40	724
68	Greg Adams	144	38	51	89	40	139	Eric Belanger	82	13	27	40	36
69	Iain Duncan	127	34	55	89	149	140	Raffi Torres	107	20	18	38	96
70	Juha Ylonen	261	22	65	87	80	141	Jim Nill	141	17	21	38	209
71	Keith Ballard	233	19	68	87	243	142	Niko Kapanen	98	12	25	37	42

#	PLAYER	GP	G	A	PTS	PIM	#	PLAYER	GP	G	A	PTS	PIM
143	Hannu Jarvenpaa	114	11	26	37	83	214	Bill Delago	57	8	11	19	18
144	Martin Erat	96	11	26	37	54	215	Ramzi Abid	30	10	8	18	30
145	Tony Amonte	59	13	23	36	26	216	Steve Rooney	86	9	9	18	274
146	Jim Kyte	399	11	25	36	772	217	Jamie Lundmark	38	5	13	18	36
<b>147</b>	<b>Alex Goligoski</b>	82	6	30	36	28	218	Mike Ricci	85	10	7	17	73
148	Mark Kumpel	141	19	16	35	50	219	Bill Thomas	40	9	8	17	10
149	Randy Gilhen	185	18	17	35	151	220	Jamie McGinn	72	9	8	17	23
150	Krystofer Kolanos	109	17	18	35	74	221	Jayson More	64	6	11	17	90
151	Rob Klinkhammer	113	19	15	34	33	222	Daniel Cleary	68	6	11	17	42
152	Tim Young	44	15	19	34	25	223	Al Cameron	92	4	13	17	93
153	Lars-Erik Sjoberg	79	7	27	34	48	224	John Slaney	55	3	14	17	24
154	Wojtek Wolski	54	12	22	34	16	225	Mark Arcobello	27	9	7	16	6
155	Yanic Perreault	49	19	14	33	30	226	Sergei Berezin	41	7	9	16	4
156	Mike Sullivan	256	13	20	33	66	227	Anders Steen	42	5	11	16	22
<b>157</b>	<b>Christian Dvorak</b>	78	15	18	33	22	228	David Tanabe	66	5	11	16	30
158	Joe Juneau	69	10	23	33	28	229	Murray Eaves	49	4	12	16	7
159	Bryan Maxwell	102	8	25	33	268	230	Jeff Finley	130	4	12	16	121
160	Petr Prucha	109	15	18	33	33	231	John Leblanc	38	12	3	15	10
161	Kris Manery	63	19	13	32	30	232	Andrei Nazarov	122	10	5	15	311
162	Darren Turcotte	59	16	16	32	26	233	Lorne Stamler	62	8	7	15	12
163	Mark Osborne	80	12	20	32	124	234	Stan Neckar	130	4	11	15	109
164	Wade Campbell	185	9	23	32	245	235	Mike Sillinger	60	8	6	14	54
165	Dave Scatchard	93	14	17	31	156	236	Mike York	63	6	8	14	4
166	Jan Hrdina	59	11	19	30	38	237	Gilbert Brule	36	5	9	14	13
167	Chris Gratton	82	11	19	30	114	238	Tyson Nash	119	3	11	14	194
168	Sergei Bautin	130	5	25	30	174	239	Mike Lalor	79	3	11	14	90
169	Larry Hopkins	60	13	16	29	26	240	Anthony DeAngelo	39	5	9	14	37
170	Gord Donnelly	173	12	17	29	726	241	Alexander Burmistrov	26	5	9	14	6
171	Robert Lang	64	9	20	29	28	242	J.J. Daigneault	88	1	13	14	54
172	Boris Mironov	65	7	22	29	96	243	Shawn Cronin	193	1	13	14	703
173	Bryan Erickson	73	6	23	29	20	244	Robert Reichel	13	7	6	13	4
174	Brad Berry	163	4	25	29	196	245	Ryan White	46	7	6	13	70
175	Enver Lisin	78	18	10	28	46	246	Chad Kilger	63	6	7	13	29
176	Jeff Taffe	98	15	13	28	26	247	Todd Fedoruk	72	6	7	13	72
177	Paul Ysebaert	60	9	18	27	18	248	Jim Johnson	71	5	8	13	92
178	Darryl Shannon	108	7	20	27	138	249	Alex Tanguay	18	4	9	13	8
179	Serge Savard	123	6	21	27	55	250	Benoit Hogue	27	3	10	13	10
180	Mike Zigomanis	108	16	10	26	52	251	Dennis Seidenberg	66	2	11	13	30
181	Joel Perrault	78	12	14	26	68	252	Barry Melrose	92	5	7	12	164
182	Rostislav Klesla	144	7	19	26	112	253	Jeff Halpern	69	5	7	12	24
183	Brad Isbister	98	13	12	25	148	<b>254</b>	<b>Lawson Crouse</b>	72	5	7	12	48
184	Rick Bowness	45	8	17	25	45	255	Steve Sullivan	33	5	7	12	20
185	Barry Long	70	6	19	25	46	256	Jim Vandermeer	62	4	8	12	60
186	Scott Campbell	77	4	21	25	191	257	Kelly Buchberger	79	3	9	12	109
187	Todd Simpson	146	4	21	25	299	258	Ross Cory	51	2	10	12	41
188	Russ Romaniuk	85	10	14	24	46	259	Bob Essensa	311	0	12	12	18
189	Jude Drouin	85	8	16	24	54	260	Randy Cunneynworth	28	5	6	11	34
190	Dean Kennedy	172	5	19	24	269	261	Peter Holland	40	5	6	11	18
191	Gerald Diduck	133	9	14	23	213	262	Oleg Kvasha	15	4	7	11	6
192	Doug Lecuyer	45	6	17	23	66	263	Craig Weller	59	3	8	11	80
193	Nick Boynton	138	5	18	23	263	264	Petr Nedved	25	2	9	11	34
194	Viktor Tikhonov	100	11	11	22	34	265	Wayne McBean	31	2	9	11	24
195	Craig Levie	62	8	14	22	80	266	Denis Gauthier	45	2	9	11	61
196	Boyd Devereaux	78	8	14	22	44	267	Klas Dahlbeck	90	2	9	11	34
197	Georges Laraque	56	5	17	22	52	268	Ken Klee	68	1	10	11	24
198	Sami Lepisto	117	5	17	22	97	269	Matt Jones	106	1	10	11	63
<b>199</b>	<b>Brendan Perlini</b>	57	14	7	21	20	270	Rick Dudley	30	5	5	10	28
200	Jim McKenzie	202	12	9	21	548	271	Kevin Porter	38	5	5	10	4
201	John Markell	52	11	10	21	36	272	Bobby Hull	18	4	6	10	0
202	Mike Leclerc	35	9	12	21	29	273	Josh Jooris	42	3	7	10	10
203	Jimmy Mann	202	9	12	21	598	274	Patrick Fischer	27	4	6	10	24
204	Paul Bissonnette	187	7	14	21	318	275	Wyatt Smith	54	3	7	10	13
205	Joakim Lindstrom	44	9	11	20	28	276	Neil Wilkinson	61	2	8	10	108
<b>206</b>	<b>Jakob Chychrun</b>	68	7	13	20	47	<b>277</b>	<b>Kevin Connauton</b>	62	4	6	10	63
207	Mathias Tjarnqvist	104	9	11	20	36	278	Aaron Broten	25	4	5	9	14
208	John Druce	50	6	14	20	37	279	Brandon McMillan	72	3	6	9	20
209	Cale Hulse	82	3	17	20	123	280	Joe Vitale	71	3	6	9	41
210	Michal Rozsival	87	4	15	19	54	281	Jerry Butler	42	3	6	9	14
211	Lyle Moffat	74	10	9	19	38	282	David Hale	48	3	6	9	36
212	Brad Jones	47	9	10	19	6	283	Chris Summers	64	2	7	9	47
213	Travis Roche	50	6	13	19	22	284	Barry Legge	76	1	8	9	126

#	PLAYER	GP	G	A	PTS	PIM	#	PLAYER	GP	G	A	PTS	PIM
285	Jordy Douglas	24	4	4	8	8	355	<b>Christian Fischer</b>	7	3	0	3	0
286	<b>Luke Schenn</b>	78	1	7	8	85	356	Tavis Hansen	34	2	1	3	16
287	Brent Hughes	39	4	4	8	115	357	Josh Gratton	64	2	1	3	223
288	Mike Hartman	75	4	4	8	264	358	Mark Janssens	7	1	2	3	4
289	Drake Berehowsky	39	2	6	8	69	359	Petteri Nokeliamen	22	1	2	3	6
290	Tim Kennedy	37	2	6	8	4	360	Joel Bouchard	32	1	2	3	22
291	Lyle Odelein	16	1	7	8	19	361	Greg Brown	9	0	3	3	17
292	Kevyn Adams	33	1	7	8	8	362	Anders Eriksson	12	0	3	3	2
293	Sean O'Donnell	57	1	7	8	121	363	Paul Pooley	15	0	3	3	0
294	Jim Cummins	75	1	7	8	237	364	Todd Warriner	18	0	3	3	8
295	Mike Smith	312	1	7	8	42	365	Mikhail Shtalenkov	19	0	3	3	2
296	Brian Hayward	165	0	8	8	37	366	Anssi Melametsa	27	0	3	3	2
297	Jocelyn Lemieux	32	4	3	7	27	367	Oleg Mikulchik	29	0	3	3	29
298	Louie DeBrusk	115	4	3	7	191	368	Robert Esche	58	0	3	3	22
299	Paul Ranheim	40	3	4	7	10	369	Pierre Hamel	64	0	3	3	14
300	Nicklas Grossmann	58	3	4	7	24	370	Daniel Berthiaume	120	0	3	3	20
301	Rob Murray	49	2	5	7	34	371	Ilya Bryzgalov	257	0	3	3	12
302	Todd Gill	41	1	6	7	30	372	Brett MacLean	13	2	1	3	2
303	Kurt Sauer	69	1	6	7	36	373	Craig Duncanson	7	2	0	2	16
304	Michel Petit	32	4	2	6	77	374	Ivan Novoseltsev	17	2	0	2	6
305	Nick Johnson	17	4	2	6	0	375	Stu Kulak	18	2	0	2	24
306	B. J. Crombeen	58	3	3	6	79	376	Tom Martin	24	2	0	2	91
307	Steve Downie	26	3	3	6	53	377	Don MacLean	9	1	1	2	0
308	Stefan Elliott	19	2	4	6	4	378	Dustin Jeffrey	7	1	1	2	2
309	Mikael Renberg	10	2	4	6	2	379	Chris Conner	12	1	1	2	2
310	Dave Silk	32	2	4	6	63	380	Iain Fraser	12	1	1	2	4
311	Bryan Marchment	37	2	4	6	121	381	Erik Westrum	15	1	1	2	20
312	Mark Plantery	25	1	5	6	14	382	Tye McGinn	18	1	1	2	10
313	Don Barber	27	1	5	6	18	383	Denis Pederson	19	1	1	2	20
314	Hilliard Graves	35	1	5	6	15	384	Stephen Leach	22	1	1	2	37
315	Brad McCrimmon	37	1	5	6	18	385	Chris Joseph	33	1	1	2	16
316	Murray Baron	53	1	5	6	110	386	Anatoli Fedotov	1	0	2	2	0
317	Ed Staniowski	62	0	6	6	4	387	<b>Clayton Keller</b>	3	0	2	2	0
318	Brad Ference	78	0	6	6	131	388	Craig Mills	4	0	2	2	0
319	Doug Soetaert	130	0	6	6	38	389	Todd Reirden	7	0	2	2	4
320	Nikolai Khabibulin	284	0	6	6	62	390	Shaun Heshka	8	0	2	2	4
321	Bill Riley	14	3	2	5	7	391	Markku Kyllonen	9	0	2	2	2
322	Michal Grosek	28	3	2	5	21	392	Brian Reynolds	9	0	2	2	4
323	Lucas Lessio	29	2	3	5	10	393	Jiri Sekac	11	0	2	2	10
324	Cal O'Reilly	22	2	3	5	2	394	Nigel Dawes	12	0	2	2	0
325	Sergei Kharin	7	2	3	5	2	395	Jyrki Seppa	13	0	2	2	6
326	Petri Skriko	15	2	3	5	4	396	Andy Brickley	14	0	2	2	2
327	Tom Bladon	9	0	5	5	13	397	Joel Baillargeon	15	0	2	2	27
328	Jamie Rivers	18	0	5	5	26	398	Andy Miele	15	0	2	2	11
329	Bobby Dollas	56	0	5	5	66	399	Brendan Bell	16	0	2	2	8
330	Andrew Ebbett	33	2	3	5	4	400	John Bethel	17	0	2	2	4
331	John Moore	19	1	4	5	11	401	Arto Blomsten	19	0	2	2	8
332	Craig Cunningham	29	1	4	5	4	402	Dallas Eakins	20	0	2	2	48
333	David Rundblad	26	0	5	5	6	403	Peter Douris	21	0	2	2	0
334	Jordan Szwarz	35	4	0	4	21	404	Markus Mattsson	52	0	2	2	0
335	Dave Hunter	34	3	1	4	61	405	Rick Tabaracci	61	0	2	2	22
336	Laurent Dauphin	32	3	1	4	16	406	Mikael Tellqvist	67	0	2	2	2
337	Brandon Gormley	32	2	2	4	12	407	Tony Joseph	2	1	0	1	0
338	Yanick Lehoux	10	2	2	4	6	408	Ryan Stewart	3	1	0	1	0
339	Steven Goertzen	16	2	2	4	24	409	Teemu Pulkkinen	4	1	0	1	4
340	Patrick O'Sullivan	23	2	2	4	2	410	Mark Osiecki	4	1	0	1	2
341	Gord McTavish	10	1	3	4	2	411	Justin Hodgman	5	1	0	1	2
342	Dmitri Kalinin	15	1	3	4	6	412	Sandy Beadle	6	1	0	1	2
343	Affie Turcotte	17	1	3	4	2	413	David Oliver	9	1	0	1	2
344	Craig Muni	25	1	3	4	37	414	Moe Lemay	10	1	0	1	14
345	Jason Doig	28	1	3	4	50	415	Pat Daley	12	1	0	1	13
346	Dave Tomlinson	31	1	3	4	24	416	Craig Edean	2	0	1	1	0
347	Mathieu Schneider	8	0	4	4	4	417	Mike Lauen	3	0	1	1	0
348	Marc-Antoine Pouliot	13	0	4	4	2	418	Matt Murley	3	0	1	1	0
349	Richard Mulhern	19	0	4	4	14	419	Mark Holden	4	0	1	1	0
350	<b>Tyler Gaudet</b>	20	1	3	4	0	420	Brett Hull	5	0	1	1	0
351	Alain Chevrier	22	0	4	4	2	421	Todd Fichel	6	0	1	1	4
352	Sean Burke	211	0	4	4	52	422	Bob Guindon	6	0	1	1	0
353	Kris Draper	20	3	0	3	9	423	<b>Dylan Strome</b>	7	0	1	1	0
354	Dave Hoyda	24	2	1	3	42	424	Sean Gagnon	7	0	1	1	21



#	PLAYER	GP	G	A	PTS	PIM	#	PLAYER	GP	G	A	PTS	PIM
425	Alan Kerr	7	0	1	1	2	495	Jim Hrivnak	3	0	0	0	0
426	Michael Rupp	7	0	1	1	6	496	Kevin Sawyer	3	0	0	0	12
427	Jeff Hoggan	8	0	1	1	9	497	Goran Bezina	3	0	0	0	2
428	Jason Jaspers	9	0	1	1	6	498	Ryan Hollweg	3	0	0	0	0
429	Dan McFall	9	0	1	1	0	499	Henrik Samuelsson	3	0	0	0	2
430	Guy Larose	10	0	1	1	14	500	Jean-Guy Trudel	4	0	0	0	2
431	Jamie Huscroft	11	0	1	1	27	501	Craig Fisher	4	0	0	0	2
432	Scott Levins	11	0	1	1	23	502	Ravil Gusmanov	4	0	0	0	0
433	Brandon Prust	11	0	1	1	29	503	Simon Wheeldon	4	0	0	0	4
434	John Scott	11	0	1	1	25	504	Michael Morrison	4	0	0	0	0
435	Brendan Shinnimin	12	0	1	1	8	505	Chad Johnson	4	0	0	0	0
436	Sergei Plotnikov	13	0	1	1	4	506	Guy Gosselin	5	0	0	0	6
437	Darcy Wakaluk	16	0	1	1	4	507	Scott Langkow	5	0	0	0	0
438	Nolan Yonkman	16	0	1	1	39	508	Brian McGrattan	5	0	0	0	22
439	Anders Lindback	19	0	1	1	0	509	Al Montoya	5	0	0	0	0
440	Steve Gainey	20	0	1	1	20	510	Kent Paynter	5	0	0	0	4
441	Craig Martin	20	0	1	1	19	511	Rudy Poeschek	5	0	0	0	22
442	Scott Pellerin	23	0	1	1	8	512	Frank Banham	5	0	0	0	2
443	Bryan Helmer	28	0	1	1	33	513	Alex Grant	5	0	0	0	7
444	Stewart Malgunas	29	0	1	1	32	514	Philippe Sauve	5	0	0	0	0
445	Dan Bouchard	32	0	1	1	48	515	Jean-Marc Pelletier	6	0	0	0	0
<b>446</b>	<b>Andrew Campbell</b>	<b>33</b>	<b>0</b>	<b>1</b>	<b>1</b>	<b>10</b>	516	Don MacIver	6	0	0	0	2
447	Brent Thompson	40	0	1	1	106	517	Kevin McClelland	6	0	0	0	19
448	Bill Lesuk	49	0	1	1	43	518	Sebastien Bordeleau	6	0	0	0	2
449	Matthew Spiller	59	0	1	1	67	519	Mike Hudson	7	0	0	0	0
450	Stephane Beauregard	74	0	1	1	6	520	Jarred Tinordi	7	0	0	0	12
451	Tim Cheveldae	74	0	1	1	4	521	Brian Noonan	7	0	0	0	0
<b>452</b>	<b>Louis Domingue</b>	<b>77</b>	<b>0</b>	<b>1</b>	<b>1</b>	<b>0</b>	522	Dominic Roussel	7	0	0	0	2
452	Brian Boucher	96	0	1	1	4	523	Tyler Bouck	7	0	0	0	4
453	Curtis Joseph	115	0	1	1	28	524	Martin Grenier	8	0	0	0	5
454	Eldon Reddick	117	0	1	1	20	525	Philip Samuelsson	8	0	0	0	2
455	David Aebischer	1	0	0	0	0	526	Mike Veisor	8	0	0	0	0
456	Darren Boyko	1	0	0	0	0	527	Harijs Vitolinsh	8	0	0	0	4
457	Dave Chartier	1	0	0	0	0	528	Brent Johnson	8	0	0	0	0
458	Jeff Christian	1	0	0	0	0	529	Tim Jackman	8	0	0	0	21
459	Parris Duffus	1	0	0	0	0	530	Alex Auld	9	0	0	0	0
460	J.F. Jomphe	1	0	0	0	2	531	Patrick DesRochers	9	0	0	0	2
461	Yan Kaminsky	1	0	0	0	0	532	Paul Boutilier	9	0	0	0	10
462	Ron Loustel	1	0	0	0	0	533	Tom Draper	9	0	0	0	0
463	Curtis McElhinney	1	0	0	0	0	534	Gerry Rioux	9	0	0	0	6
464	Eric Selleck	1	0	0	0	5	535	Brad Tiley	9	0	0	0	0
465	Christian Thomas	1	0	0	0	0	536	Mike Stutzel	9	0	0	0	0
466	Alexander Nikulin	1	0	0	0	0	537	Garth Murray	10	0	0	0	12
467	Jason Simon	1	0	0	0	0	538	John Gibson	11	0	0	0	14
468	Glenn Tomalty	1	0	0	0	0	539	Chris Brown	11	0	0	0	19
469	Andrei Vasilyev	1	0	0	0	0	540	Wayne Dillon	13	0	0	0	2
470	Mark Visheau	1	0	0	0	0	541	Gord Smith	13	0	0	0	8
471	Brad Ralph	1	0	0	0	0	542	Michel Dion	14	0	0	0	2
472	Kirill Safronov	1	0	0	0	0	543	Marcel Hossa	14	0	0	0	4
473	Pascal Rheaume	1	0	0	0	0	544	Denis Chasse	15	0	0	0	12
474	Matt Watkins	1	0	0	0	0	545	Steve Penney	15	0	0	0	7
475	Mark Visentin	1	0	0	0	0	546	David Cullen	16	0	0	0	6
476	Dylan Reese	1	0	0	0	0	547	Ed Ronan	17	0	0	0	16
477	Mike McKenna	1	0	0	0	0	548	Dan Focht	18	0	0	0	21
<b>478</b>	<b>Marek Langhamer</b>	<b>1</b>	<b>0</b>	<b>0</b>	<b>0</b>	<b>0</b>	549	Dwight Schofield	18	0	0	0	33
479	Pavel Brendl	2	0	0	0	0	550	Alexandre Bolduc	19	0	0	0	6
480	Ryan Caldwell	2	0	0	0	2	551	Mike Amodeo	19	0	0	0	2
481	Kevin Dahl	2	0	0	0	0	552	Devan Dubnyk	19	0	0	0	0
482	Joe Dziedzic	2	0	0	0	0	553	Zac Bierk	20	0	0	0	4
483	Matt Hervey	2	0	0	0	4	554	Mike O'Neill	20	0	0	0	0
484	Niklas Treutle	2	0	0	0	0	555	Gary Smith	20	0	0	0	25
485	Pat Jablonski	2	0	0	0	0	556	David LeNeveu	21	0	0	0	0
486	Bob Joyce	2	0	0	0	0	557	Lindsay Middlebrook	24	0	0	0	0
487	Josh Tordjman	2	0	0	0	0	558	Thomas Greiss	25	0	0	0	0
488	Garrett Stafford	2	0	0	0	0	559	Darcy Hordichuk	26	0	0	0	96
489	Pete Vandermeer	2	0	0	0	0	560	Jimmy Waite	33	0	0	0	4
490	Bill Whelton	2	0	0	0	0	561	Marc Behrend	39	0	0	0	0
491	Brandon Yip	2	0	0	0	0	562	Jason LaBarbera	58	0	0	0	4
492	Jamie McBain	3	0	0	0	0							
493	Jason Cirone	3	0	0	0	2							
494	Steve Fletcher	3	0	0	0	5							

NAME	POS	TEAM	REGULAR SEASON					PLAYOFFS					FROM	TO
			GP	G	A	PTS	PIM	GP	G	A	PTS	PIM		
ABID, Ramzi	LW	PHX	30	10	8	18	30	-	-	-	-	-	2002-03	2002-03
ADAMS, Greg	LW	PHX	144	38	51	89	40	8	1	0	1	0	1998-99	1999-00
ADAMS, Kevyn	C	PHX	33	1	7	8	8	-	-	-	-	-	2006-07	2006-07
AEBISCHER, David	G	PHX	1	0	0	0	0	-	-	-	-	-	2007-08	2007-08
ALATALO, Mika	LW	PHX	152	17	29	46	58	5	0	0	0	2	1999-00	2000-01
AMODEO, Mike	D	WPG	19	0	0	0	2	-	-	-	-	-	1979-80	1979-80
AMONTE, Tony	RW	PHX	59	13	23	36	26	-	-	-	-	-	2002-03	2002-03
ARCOBELLO, Mark	C	ARI	27	9	7	16	6	-	-	-	-	-	2014-15	2014-15
ARNIEL, Scott	C	WPG	406	80	112	192	336	18	1	2	3	26	1981-82	1985-86
													1990-91	1990-91
ASHTON, Brent	LW	WPG	222	66	95	161	135	7	3	1	4	2	1988-89	1991-92
AUCOIN, Adrian	D	PHX	221	13	46	59	150	22	0	4	4	22	2009-10	2011-12
AULD, Alex	G	PHX	9	0	0	0	0	-	-	-	-	-	2007-08	2007-08
BABYCH, David	D	WPG	390	73	248	321	392	18	4	10	14	35	1980-81	1985-86
BAILLARGEON, Joel	LW	WPG	15	0	2	2	27	-	-	-	-	-	1986-87	1987-88
BALLARD, Keith	D	PHX	233	19	68	87	243	-	-	-	-	-	2005-06	2007-08
BANHAM, Frank	RW	PHX	5	0	0	0	2	-	-	-	-	-	2002-03	2002-03
BARBER, Don	LW	WPG	27	1	5	6	18	-	-	-	-	-	1990-91	1991-92
BARNES, Stu	C	WPG	102	25	23	48	44	6	1	3	4	2	1991-92	1993-94
BARON, Murray	D	PHX	53	1	5	6	110	7	0	2	2	6	1996-97	1997-98
BAUTIN, Sergei	D	WPG	130	5	25	30	174	-	-	-	-	-	1992-93	1993-94
BEADLE, Sandy	LW	WPG	6	1	0	1	2	-	-	-	-	-	1980-81	1980-81
BEAUREGARD, Stephane	G	WPG	74	0	1	1	6	40	0	0	0	0	1989-90	1991-92
													1993-94	1993-94
BEHREND, Marc	G	WPG	39	0	0	0	0	7	0	0	0	0	1983-84	1985-86
BELANGER, Eric	C	PHX	82	13	27	40	36	4	0	0	0	2	2010-11	2010-11
BELL, Brendan	D	PHX	16	0	2	2	8	-	-	-	-	-	2006-07	2007-08
BEREHOWSKY, Drake	D	PHX	39	2	6	8	69	5	0	1	1	4	2001-02	2002-03
BEREZIN, Sergei	LW	PHX	41	7	9	16	4	-	-	-	-	-	2001-02	2001-02
BERRY, Brad	D	WPG	163	4	25	29	196	11	0	1	1	14	1985-86	1989-90
BERTHAUME, Daniel	G	WPG	120	0	3	3	20	14	0	0	0	0	1986-87	1989-90
BETHEL, John	LW	WPG	17	0	2	2	4	-	-	-	-	-	1979-80	1979-80
BEZINA, Goran	LW	PHX	3	0	0	0	2	-	-	-	-	-	2003-04	2003-04
BIERK, Zac	G	PHX	20	0	0	0	4	-	-	-	-	-	2002-03	2003-04
BISSONNETTE, Paul	LW	PHX	187	7	14	21	318	4	0	0	0	15	2009-10	2013-14
BLADON, Tom	D	WPG	9	0	5	5	13	-	-	-	-	-	1980-81	1980-81
BLOMSTEN, Arto	D	WPG	19	0	2	2	8	-	-	-	-	-	1993-94	1994-95
BOEDKER, Mikkel	LW	ARI	445	80	133	213	86	20	4	5	9	2	2008-09	2015-16
BOLDUC, Alexandre	C	PHX	16	0	0	0	4	-	-	-	-	-	2011-12	2012-13
		ARI	3	0	0	0	2	-	-	-	-	-	2014-15	2014-15
BORDELEAU, Sebastien	C	PHX	6	0	0	0	2	-	-	-	-	-	2001-02	2001-02
BORSATO, Luciano	C	WPG	203	35	55	90	113	7	1	0	1	4	1990-91	1994-95
BOSCHMAN, Laurie	C	WPG	526	152	227	379	1338	34	5	10	15	87	1982-83	1989-90
BOUCHARD, Dan	G	WPG	32	0	1	1	48	1	0	0	0	2	1985-86	1985-86
BOUCHARD, Joel	D	PHX	32	1	2	3	22	-	-	-	-	-	2000-01	2000-01
BOUCHER, Brian	G	PHX	96	0	1	1	4	-	-	-	-	-	2002-03	2005-06
BOUCK, Tyler	RW	PHX	7	0	0	0	4	-	-	-	-	-	2001-02	2001-02
BOUTILIER, Paul	D	WPG	9	0	0	0	10	5	0	0	0	15	1987-88	1988-89
BOWNESS, Rick	RW	WPG	45	8	17	25	45	-	-	-	-	-	1980-81	1980-81
BOYKO, Darren	C	WPG	1	0	0	0	0	-	-	-	-	-	1988-89	1988-89
BOYNTON, Nick	D	PHX	138	5	18	23	263	-	-	-	-	-	2006-07	2007-08
BRENDL, Pavel	RW	PHX	2	0	0	0	0	-	-	-	-	-	2005-06	2005-06
BRICKLEY, Andy	LW	WPG	14	0	2	2	2	1	1	1	2	0	1992-93	1993-94
BRIERE, Daniel	C	PHX	258	70	76	146	146	6	2	1	3	2	1997-98	2002-03
BROTEN, Aaron	C	WPG	25	4	5	9	14	7	2	2	4	12	1991-92	1991-92
BROWN, Chris	RW	PHX	11	0	0	0	19	-	-	-	-	-	2012-13	2013-14
BROWN, Greg	D	WPG	9	0	3	3	17	-	-	-	-	-	1994-95	1994-95
BRULE, Gilbert	C	PHX	36	5	9	14	13	12	2	1	3	0	2011-12	2011-12
													2013-14	2013-14
BRYZGALOV, Ilya	G	PHX	257	0	3	3	12	11	0	0	0	0	2007-08	2010-11
BUCHBERGER, Kelly	C	PHX	79	3	9	12	109	-	-	-	-	-	2002-03	2002-03
BURKE, Sean	G	PHX	211	0	4	4	52	10	0	2	2	0	1999-00	2003-04
BURMISTROV, Alexander	C	ARI	26	5	9	14	6	-	-	-	-	-	2016-17	2016-17
BUTLER, Jerry	RW	WPG	42	3	6	9	14	-	-	-	-	-	1982-83	1982-83
CALDWELL, Ryan	D	PHX	2	0	0	0	2	-	-	-	-	-	2007-08	2007-08
CAMERON, Al	D	WPG	92	4	13	17	93	-	-	-	-	-	1979-80	1980-81
<b>CAMPBELL, Andrew</b>	D	ARI	33	0	1	1	10	-	-	-	-	-	2014-15	2014-15
CAMPBELL, Scott	D	WPG	77	4	21	25	191	-	-	-	-	-	1979-80	1980-81
CAMPBELL, Wade	D	WPG	185	9	23	32	245	6	0	0	0	9	1982-83	1985-86
CARCILLO, Daniel	LW	PHX	129	20	21	41	572	-	-	-	-	-	2006-07	2008-09
CARLYLE, Randy	D	WPG	564	80	226	306	736	31	3	14	17	51	1983-84	1992-93
CARNEY, Keith	D	PHX	266	9	54	63	253	18	1	2	3	31	1997-98	2000-01
CHARTIER, Dave	C	WPG	1	0	0	0	0	-	-	-	-	-	1980-81	1980-81
CHASSE, Denis	RW	WPG	15	0	0	0	12	-	-	-	-	-	1995-96	1995-96

NAME	POS	TEAM	REGULAR SEASON					PLAYOFFS					FROM	TO
			GP	G	A	PTS	PIM	GP	G	A	PTS	PIM		
CHEVELDAE, Tim	G	WPG	74	0	1	1	4	-	-	-	-	-	1993 94	1995-96
CHEVRIER, Alain	G	WPG	22	0	4	4	2	-	-	-	-	-	1988 89	1988 89
CHIPCHURA, Kyle	C	ARI	319	21	55	76	257	15	1	3	4	7	2011-12	2015-16
CHRISTIAN, Dave	C	WPG	230	79	130	209	73	7	0	1	1	2	1979 80	1982 83
CHRISTIAN, Jeff	LW	PHX	1	0	0	0	0	-	-	-	-	-	1997-98	1997-98
<b>CHYCHRUN, Jakob</b>	D	ARI	68	7	13	20	47	-	-	-	-	-	2016-17	2016-17
CIRONE, Jason	C	WPG	3	0	0	0	2	-	-	-	-	-	1991 92	1991 92
CLEARY, Daniel	RW	PHX	68	6	11	17	42	-	-	-	-	-	2003-04	2003-04
COLE, Danton	RW	WPG	98	21	19	40	92	-	-	-	-	-	1988 89	1991 92
COMRIE, Mike	C	PHX	132	45	50	95	91	-	-	-	-	-	2003-04	2006-07
<b>CONNAUTON, Kevin</b>	D	ARI	62	4	6	10	63	-	-	-	-	-	2015-16	2016-17
CONNER, Chris	RW	PHX	12	1	1	2	2	-	-	-	-	-	2012-13	2012-13
CORKUM, Bob	C	PHX	233	30	30	60	85	20	3	3	6	12	1996-97	1998-99
CORY, Ross	D	WPG	51	2	10	12	41	-	-	-	-	-	1979 80	1980 81
CROMBEEN, B.J.	RW	ARI	58	3	3	6	79	-	-	-	-	-	2014-15	2014-15
CRONIN, Shawn	D	WPG	193	1	13	14	703	9	0	0	0	13	1989 90	1991 92
<b>CROUSE, Lawson</b>	LW	ARI	72	5	7	12	48	-	-	-	-	-	2016-17	2016-17
CULLEN, David	D	PHX	16	0	0	0	6	-	-	-	-	-	2000-01	2001-02
CUMMINS, Jim	RW	PHX	75	1	7	8	237	6	0	1	1	4	1997-98	1998-99
CUNNEYWORTH, Randy	LW	WPG	28	5	6	11	34	-	-	-	-	-	1989 90	1989 90
CUNNINGHAM, Craig	LW	ARI	29	1	4	5	4	-	-	-	-	-	2014-15	2015-16
DAHL, Kevin	D	PHX	2	0	0	0	0	-	-	-	-	-	1996-97	1996-97
DAHLBECK, Klas	D	ARI	90	2	9	11	34	-	-	-	-	-	2014-15	2015-16
DAIGNEAULT, J.J.	D	PHX	88	1	13	14	54	7	0	0	0	8	1998-99	1999-00
DALEY, Pat	LW	WPG	12	1	0	1	13	-	-	-	-	-	1979 80	1980 81
DAUPHIN, Laurent	C	ARI	32	3	1	4	16	-	-	-	-	-	2015-16	2016-17
DAVYDOV, Evgeny	RW	WPG	91	32	24	56	74	11	2	2	4	2	1991 92	1992 93
DAWES, Nigel	LW	PHX	12	0	2	2	0	-	-	-	-	-	2008-09	2008-09
DeANGELO, Anthony	D	ARI	39	5	9	14	37	-	-	-	-	-	2016-17	2016-17
DEBLOIS, Lucien	C	WPG	235	87	102	189	208	15	3	2	5	15	1981 82	1983 84
													1991 92	1991 92
DeBRUSK, Louie	LW	PHX	115	4	3	7	191	9	2	0	2	6	1998-99	2000-01
DERLAGO, Bill	C	WPG	27	5	5	10	6	3	1	0	1	0	1985 86	1985 86
DesROCHERS, Patrick	G	PHX	9	0	0	0	2	-	-	-	-	-	2001-02	2002-03
DEVEREAUX, Boyd	C	PHX	78	8	14	22	44	-	-	-	-	-	2005-06	2005-06
DIDUCK, Gerald	D	PHX	133	9	14	23	213	16	0	2	2	32	1996-97	1998-99
DILLON, Wayne	C	WPG	13	0	0	0	2	-	-	-	-	-	1979 80	1979 80
DION, Michel	G	WPG	14	0	0	0	2	-	-	-	-	-	1980 81	1980 81
DOAN, Shane	RW	ARI/WPG	1,540	402	570	972	1,353	55	15	13	28	85	1995-96	2016-17
DOIG, Jason	D	PHX/WPG	28	1	3	4	50	-	-	-	-	-	1995-96	1998-99
DOLLAS, Bobby	D	WPG	56	0	5	5	66	3	0	0	0	2	1983 84	1985 86
<b>DOMI, Max</b>	LW	ARI	140	27	63	90	112	-	-	-	-	-	2015-16	2016-17
DOMI, Tie	RW	WPG	173	15	25	40	724	6	1	0	1	23	1992 93	1994 95
<b>DOMINGUE, Louis</b>	G	ARI	77	0	1	1	0	-	-	-	-	-	2014-15	2016-17
DONNELLY, Gord	D	WPG	173	12	17	29	726	6	0	1	1	8	1988 89	1991 92
DOUGLAS, Jordy	LW	WPG	24	4	4	8	8	1	0	0	0	2	1983 84	1984 85
DOURIS, Peter	RW	WPG	21	0	2	2	0	1	0	0	0	0	1985 86	1987 88
DOWNIE, Steve	RW	ARI	26	3	3	6	53	-	-	-	-	-	2015-16	2015-16
DRAKE, Dallas	RW	PHX/WPG	382	82	143	225	328	26	4	6	10	12	1993 94	1999-00
DRAPER, Kris	C	WPG	20	3	0	3	9	2	0	0	0	0	1990 91	1992 93
DRAPER, Tom	G	WPG	9	0	0	0	0	-	-	-	-	-	1988 89	1989 90
													1995-96	1995-96
DROUIN, Jude	C	WPG	85	8	16	24	54	-	-	-	-	-	1979 80	1980 81
DRUCE, John	RW	WPG	50	6	14	20	37	2	0	0	0	0	1992 93	1992 93
DUBNYK, Devan	G	ARI	19	0	0	0	0	-	-	-	-	-	2014-15	2014-15
<b>DUCLAIR, Anthony</b>	RW	ARI	139	25	34	59	63	-	-	-	-	-	2015-16	2016-17
DUDLEY, Rick	RW	WPG	30	5	5	10	28	-	-	-	-	-	1980 81	1980 81
DUFFUS, Parris	G	PHX	1	0	0	0	0	-	-	-	-	-	1996-97	1996-97
DUNCAN, Iain	LW	WPG	127	34	55	89	149	11	0	3	3	6	1986 87	1990 91
DUNCANSON, Craig	LW	WPG	7	2	0	2	16	-	-	-	-	-	1990 91	1990-91
DUPONT, Norm	LW	WPG	181	47	67	114	38	5	3	1	4	0	1980 81	1982 83
<b>DVORAK, Christian</b>	C	ARI	78	15	18	33	22	-	-	-	-	-	2016-17	2016-17
DZIEDZIC, Joe	LW	PHX	2	0	0	0	0	-	-	-	-	-	1998 99	1998-99
EAGLES, Mike	C	WPG	293	21	46	67	464	12	0	1	1	14	1990 91	1994 95
EAKINS, Dallas	D	PHX/WPG	20	0	2	2	48	-	-	-	-	-	1992 93	1992-93
													1995-96	1995-96
EASTWOOD, Mike	C	PHX/WPG	126	18	23	41	28	6	0	1	1	2	1994 95	1996-97
EAVES, Murray	C	WPG	49	4	12	16	7	4	0	1	1	2	1980 81	1985 86
EBBETT, Andrew	C	PHX	33	2	3	5	4	3	0	0	0	0	2010-11	2010-11
<b>EKMAN-LARSSON, Oliver</b>	D	ARI	494	88	160	248	316	16	1	3	4	8	2010-11	2016-17
ELLETT, Dave	D	WPG	475	95	204	299	504	33	4	16	20	22	1984 85	1990 91
ELLIOTT, Stefan	D	ARI	19	2	4	6	4	-	-	-	-	-	2015-16	2015-16
ELYNUIK, Pat	RW	WPG	289	115	129	244	462	14	4	6	10	6	1987 88	1991 92
EMERSON, Nelson	RW	WPG	131	47	64	111	106	-	-	-	-	-	1993 94	1994 95

NAME	POS	TEAM	REGULAR SEASON					PLAYOFFS					FROM	TO
			GP	G	A	PTS	PIM	GP	G	A	PTS	PIM		
ENDEAN, Craig	LW	WPG	2	0	1	1	0	-	-	-	-	-	1986-87	1986-87
ERAT, Martin	RW	ARI	96	11	26	37	54	-	-	-	-	-	2013-14	2014-15
ERICKSON, Bryan	C	WPG	73	6	23	29	20	3	0	0	0	0	1990-91	1993-94
ERIKSSON, Anders	D	PHX	12	0	3	3	0	-	-	-	-	-	2009-10	2009-10
ESCHE, Robert	G	PHX	58	0	3	3	22	-	-	-	-	-	1998-99	2001-02
ESSENSA, Bob	G	PHX/WPG	311	0	12	12	18	11	0	0	0	2	1988-89	1993-94
													1999-00	1999-00
EVANS, Doug	LW	WPG	127	24	42	66	209	8	2	2	4	12	1989-90	1991-92
FEDORUK, Todd	LW	PHX	72	6	7	13	72	-	-	-	-	-	2008-09	2008-09
FEDOTOV, Anatoli	D	WPG	1	0	2	2	0	-	-	-	-	-	1992-93	1992-93
FENTON, Paul	LW	WPG	156	50	31	81	91	7	2	0	2	23	1988-89	1990-91
FERENCE, Brad	D	PHX	78	0	6	6	131	-	-	-	-	-	2002-03	2003-04
FIDDLER, Vernon	C	PHX	147	14	38	52	92	10	1	1	2	14	2009-10	2010-11
FINLEY, Jeff	D	PHX/WPG	130	4	12	16	121	7	0	0	0	6	1995-96	1996-97
FISHER, Craig	C	WPG	4	0	0	0	2	-	-	-	-	-	1993-94	1993-94
<b>FISCHER, Christian</b>	RW	ARI	7	3	0	3	0	-	-	-	-	-	2016-17	2016-17
FISCHER, Patrick	C	PHX	27	4	6	10	24	-	-	-	-	-	2006-07	2006-07
FLETCHER, Steve	D	WPG	3	0	0	0	5	-	-	-	-	-	1988-89	1988-89
FLICHEL, Todd	D	WPG	6	0	1	1	4	-	-	-	-	-	1987-88	1989-90
FOCHT, Dan	D	PHX	18	0	0	0	21	1	0	1	1	0	2001-02	2002-03
FRASER, Iain	C	WPG	12	1	1	2	4	4	0	0	0	0	1995-96	1995-96
GAGNON, Sean	D	PHX	7	0	1	1	21	-	-	-	-	-	1997-98	1998-99
GAGNER, Sam	C	ARI	81	15	26	41	28	-	-	-	-	-	2014-15	2014-15
GAINEY, Steve	LW	PHX	20	0	1	1	20	-	-	-	-	-	2005-06	2005-06
GARTNER, Mike	RW	PHX	142	44	46	90	62	12	2	2	4	22	1996-97	1997-98
<b>GAUDET, Tyler</b>	C	ARI	20	1	3	4	0	-	-	-	-	-	2014-15	2016-17
GAUTHIER, Denis	D	PHX	45	2	9	11	61	-	-	-	-	-	2005-06	2005-06
GEOFFRION, Danny	RW	WPG	79	20	26	46	82	-	-	-	-	-	1980-81	1981-82
GIBSON, John	D	WPG	11	0	0	0	14	-	-	-	-	-	1983-84	1983-84
GILL, Todd	D	PHX	41	1	6	7	30	-	-	-	-	-	1999-00	1999-00
GILHEN, Randy	C	WPG	185	18	17	35	151	4	1	0	1	10	1986-87	1988-89
													1993-94	1995-96
GOERTZEN, Steven	RW	PHX	16	2	2	4	24	-	-	-	-	-	2008-09	2008-09
<b>GOLIGOSKI, Alex</b>	D	ARI	82	6	30	36	28	-	-	-	-	-	2016-17	2016-17
GORDON, Boyd	C	ARI	188	14	27	41	28	16	0	2	2	6	2011-12	2012-13
													2015-16	2015-16
GORMLEY, Brandon	D	ARI	32	2	2	4	12	-	-	-	-	-	2013-14	2014-15
GOSSELIN, Guy	D	WPG	5	0	0	0	6	-	-	-	-	-	1987-88	1987-88
GRANT, Alex	D	ARI	5	0	0	0	7	-	-	-	-	-	2015-16	2015-16
GRATTON, Chris	C	PHX	82	11	19	30	114	-	-	-	-	-	2002-03	2003-04
GRATTON, Josh	LW	PHX	64	2	1	3	223	-	-	-	-	-	2005-06	2007-08
GRAVES, Hilliard	RW	WPG	35	1	5	6	15	-	-	-	-	-	1979-80	1979-80
GREEN, Travis	C	PHX	147	38	36	74	108	5	2	1	3	2	1999-00	2000-01
GREISS, Thomas	G	PHX	25	0	0	0	0	-	-	-	-	-	2013-14	2013-14
GRENIER, Martin	D	PHX	8	0	0	0	5	-	-	-	-	-	2001-02	2002-03
GROSEK, Michal	LW	WPG	28	3	2	5	21	-	-	-	-	-	1993-94	1995-96
GROSSMANN, Nicklas	D	ARI	58	3	4	7	24	-	-	-	-	-	2015-16	2015-16
GUINDON, Bob	LW	WPG	6	0	1	1	0	-	-	-	-	-	1979-80	1979-80
GUSMANOV, Ravil	RW	WPG	4	0	0	0	0	-	-	-	-	-	1995-96	1995-96
HALE, David	D	PHX	48	3	6	9	36	-	-	-	-	-	2008-09	2008-09
HALPERN, Jeff	C	PHX	69	5	7	12	24	-	-	-	-	-	2013-14	2013-14
HAMEL, Gilles	LW	WPG	142	35	32	67	59	9	2	0	2	2	1986-87	1987-88
HAMEL, Pierre	G	WPG	64	0	3	3	14	-	-	-	-	-	1979-80	1980-81
HANDZUS, Michal	C	PHX	89	19	34	53	55	5	0	0	0	2	2000-01	2001-02
HANSEN, Tavis	RW	PHX/WPG	34	2	1	3	16	2	0	0	0	0	1994-95	2000-01
HANZAL, Martin	C	ARI	608	117	196	313	537	23	4	8	12	47	2007-08	2016-17
HARTMAN, Mike	LW	WPG	75	4	4	8	264	2	0	0	0	2	1991-92	1991-92
HAWERCHUK, Dale	C	WPG	713	379	550	929	478	38	16	33	49	39	1981-82	1989-90
HAYWARD, Brian	G	WPG	165	0	8	8	37	11	0	0	0	0	1982-83	1985-86
HELMER, Bryan	D	PHX	28	0	1	1	33	-	-	-	-	-	1998-99	1998-99
													2003-04	2003-04
HERVEY, Matt	D	WPG	2	0	0	0	4	-	-	-	-	-	1988-89	1988-89
HESHKA, Shaun	D	PHX	8	0	2	2	0	-	-	-	-	-	2009-10	2009-10
HODGMAN, Justin	C	ARI	5	1	0	1	2	-	-	-	-	-	2014-15	2014-15
HOGGAN, Jeff	LW	PHX	8	0	1	1	9	-	-	-	-	-	2008-09	2009-10
HOGUE, Benoit	C	PHX	27	3	10	13	10	5	1	2	3	2	1999-00	1999-00
HOLDEN, Mark	G	WPG	4	0	1	1	0	-	-	-	-	-	1984-85	1984-85
HOLLAND, Peter	C	ARI	40	5	6	11	18	-	-	-	-	-	2016-17	2016-17
HOLLWEG, Ryan	LW	PHX	3	0	0	0	0	-	-	-	-	-	2010-11	2010-11
HOPKINS, Larry	LW	WPG	60	13	16	29	26	6	0	0	0	2	1979-80	1979-80
													1981-82	1982-83
HORDICHUK, Darcy	LW	PHX	26	0	0	0	96	-	-	-	-	-	2001-02	2002-03
HOSSA, Marcel	LW	PHX	14	0	0	0	4	-	-	-	-	-	2007-08	2007-08
HOUSLEY, Phil	D	WPG	232	64	195	259	168	13	1	11	12	2	1990-91	1992-93

NAME	POS	TEAM	REGULAR SEASON					PLAYOFFS					FROM	TO		
			GP	G	A	PTS	PIM	GP	G	A	PTS	PIM				
HOYDA, Dave	LW	WPG	24	2	1	3	42	-	-	-	-	-	1979	80	1980	81
HRDINA, Jan	C	PHX	59	11	19	30	38	-	-	-	-	-	2002-03		2003-04	
HRIVNAK, Jim	G	WPG	3	0	0	0	0	-	-	-	-	-	1992	93	1992	93
HUDSON, Mike	C	PHX	7	0	0	0	0	-	-	-	-	-	1996-97		1996-97	
HUGHES, Brent	LW	WPG	39	4	4	8	115	-	-	-	-	-	1988	89	1989	90
HULL, Bobby	LW	WPG	18	4	6	10	0	-	-	-	-	-	1979	80	1979	80
HULL, Brett	RW	PHX	5	0	1	1	0	-	-	-	-	-	2005-06		2005-06	
HULSE, Cale	D	PHX	82	3	17	20	123	-	-	-	-	-	2003-04		2005-06	
HUNTER, Dave	LW	WPG	34	3	1	4	61	-	-	-	-	-	1988	89	1988	89
HUSCROFT, Jamie	D	PHX	11	0	1	1	27	-	-	-	-	-	1998-99		1998-99	
ISBISTER, Brad	RW	PHX	98	13	12	25	148	5	0	0	0	2	1997-98		1998-99	
JABLONSKI, Pat	G	PHX	2	0	0	0	0	-	-	-	-	-	1996-97		1996-97	
JACKMAN, Tim	RW	PHX	8	0	0	0	21	-	-	-	-	-	2005-06		2005-06	
JANNEY, Craig	C	PHX /WPG	158	32	94	126	38	19	1	8	9	4	1995-96		1997-98	
JANSSENS, Mark	C	PHX	7	1	2	3	4	1	0	0	0	2	1997-98		1997-98	
JARVENPAA, Hannu	RW	WPG	114	11	26	37	83	-	-	-	-	-	1986	87	1988	89
JASPERS, Jason	C	PHX	9	0	1	1	6	-	-	-	-	-	2001-02		2003-04	
JEFFREY, Dustin	C	ARI	7	1	1	2	2	-	-	-	-	-	2015-16		2015-16	
JOHNSON, Chad	G	PHX	4	0	0	0	0	-	-	-	-	-	2012-13		2012-13	
JOHNSON, Jim	D	PHX	71	5	8	13	92	6	0	0	0	4	1996-97		1997-98	
JOHNSON, Brent	G	PHX	8	0	0	0	0	-	-	-	-	-	2003-04		2003-04	
JOHNSON, Mike	RW	PHX	242	47	112	159	139	5	1	1	2	6	2000-01		2005-06	
JOHNSON, Nick	RW	PHX	17	4	2	6	0	-	-	-	-	-	2012-13		2012-13	
JOKINEN, Olli	C	PHX	57	21	21	42	49	-	-	-	-	-	2008-09		2008-09	
JOMPHE, J.F.	C	PHX	1	0	0	0	2	-	-	-	-	-	1998	99	1998	99
JONES, Brad	LW	WPG	47	9	10	19	6	1	0	0	0	0	1986	87	1989	90
JONES, Matt	D	PHX	106	1	10	11	55	-	-	-	-	-	2005-06		2007-08	
JOORIS, Josh	C	ARI	42	3	7	10	10	-	-	-	-	-	2016-17		2016-17	
JOSEPH, Chris	D	PHX	33	1	1	2	16	-	-	-	-	-	1999-00		2000-01	
JOSEPH, Curtis	G	PHX	115	0	1	1	28	-	-	-	-	-	2005-06		2006-07	
JOSEPH, Tony	RW	WPG	2	1	0	1	0	-	-	-	-	-	1988	89	1990	91
JOVANOVSКИ, Ed	D	PHX	332	47	117	164	336	11	1	1	2	6	2006-07		2010-11	
JOYCE, Bob	LW	WPG	2	0	0	0	0	-	-	-	-	-	1991	92	1992	93
JUNEAU, Joe	LW	PHX	69	10	23	33	28	-	-	-	-	-	2000-01		2000-01	
KALININ, Dmitri	D	PHX	15	1	3	4	6	-	-	-	-	-	2008-09		2008-09	
KAMINSKY, Yan	RW	WPG	1	0	0	0	0	-	-	-	-	-	1993	94	1993	94
KAPANEN, Niko	C	PHX	98	12	25	37	42	-	-	-	-	-	2006-07		2007-08	
<b>KELLER, Clayton</b>	LW	ARI	3	0	2	2	0	-	-	-	-	-	2016-17		2016-17	
KENNEDY, Dean	D	WPG	172	5	19	24	269	8	0	0	0	2	1991	92	1993	94
KENNEDY, Tim	LW	PHX	37	2	6	8	4	-	-	-	-	-	2013-14		2013-14	
KERR, Alan	RW	WPG	7	0	1	1	2	-	-	-	-	-	1992	93	1992	93
KHABIBULIN, Nikolai	G	PHX /WPG	284	0	6	6	62	24	0	1	1	8	1994	95	1998-99	
KHARIN, Sergei	RW	WPG	7	2	3	5	2	-	-	-	-	-	1990	91	1990	91
KILGER, Chad	C	PHX /WPG	63	6	7	13	29	4	1	0	1	0	1995-96		1997-98	
KING, Kris	LW	PHX /WPG	341	28	40	68	762	18	1	2	3	25	1992	93	1996-97	
KLEE, Ken	D	PHX	68	1	10	11	24	-	-	-	-	-	2008-09		2008-09	
KLESLA, Rostislav	D	PHX	144	7	19	26	112	19	2	6	8	11	2010-11		2013-14	
KLINKHAMMER, Rob	LW	ARI	113	19	15	34	33	-	-	-	-	-	2012-13		2014-15	
KOLANOS, Krystofer	C	PHX	109	17	18	35	74	2	0	0	0	6	2001-02		2005-06	
KOROLEV, Igor	RW	PHX /WPG	159	33	58	91	80	7	0	3	3	0	1994	95	1996-97	
KORPIKOSKI, Lauri	LW	ARI	401	62	83	145	98	22	1	1	2	6	2009-10		2014-15	
KULAK, Stu	RW	WPG	18	2	0	2	24	-	-	-	-	-	1988	89	1988	89
KUMPEL, Mark	RW	WPG	141	19	16	35	50	11	2	0	2	6	1987	88	1990	91
KVASHA, Oleg	LW	PHX	15	4	7	11	6	-	-	-	-	-	2005-06		2005-06	
KYLLONEN, Markku	LW	WPG	9	0	2	2	2	-	-	-	-	-	1988	89	1988	89
KYTE, Jim	D	WPG	399	11	25	36	772	24	0	4	4	73	1982	83	1988	89
LABARBERA, Jason	G	PHX	68	0	0	0	4	-	-	-	-	-	2009-10		2012-13	
LALOR, Mike	D	WPG	128	6	15	21	140	11	0	2	2	23	1991	92	1992	93
LANG, Robert	C	PHX	64	9	20	29	28	4	0	1	1	0	2009-10		2009-10	
LANGHAMER, Marek	G	ARI	1	0	0	0	0	-	-	-	-	-	2016-17		2016-17	
LANGKOW, Daymond	C	PHX	316	79	117	196	146	21	2	6	8	4	2001-02		2003-04	
													2011-12		2011-12	
LANGKOW, Scott	G	PHX /WPG	5	0	0	0	0	-	-	-	-	-	1995-96		1998-99	
LARAQUE, Georges	RW	PHX	56	5	17	22	52	-	-	-	-	-	2006-07		2006-07	
LAROSE, Guy	C	WPG	10	0	1	1	14	-	-	-	-	-	1988	89	1990	91
LAUEN, Mike	RW	WPG	3	0	1	1	0	-	-	-	-	-	1983	84	1983	84
LEACH, Stephen	RW	PHX	22	1	1	2	37	7	1	1	2	2	1998-99		1998-99	
LEBLANC, John	RW	WPG	38	12	3	15	10	-	-	-	-	-	1991	92	1994	95
LECLERC, Mike	LW	PHX	35	9	12	21	29	-	-	-	-	-	2005-06		2005-06	
LECUYER, Doug	LW	WPG	45	6	17	23	66	-	-	-	-	-	1980	81	1980	81
LEGGE, Barry	D	WPG	76	1	8	9	126	-	-	-	-	-	1980	81	1981	82
LEHOUX, Yanick	C	PHX	10	2	2	4	6	-	-	-	-	-	2005-06		2006-07	
LEMAY, Moe	LW	WPG	10	1	0	1	14	-	-	-	-	-	1988	89	1988	89
LEMIEUX, Claude	RW	PHX	164	32	49	81	158	5	0	0	0	2	2000-01		2002-03	
LEMIEUX, Jocelyn	RW	PHX	32	4	3	7	27	2	0	0	0	4	1996-97		1997-98	

NAME	POS	TEAM	REGULAR SEASON					PLAYOFFS					FROM	TO
			GP	G	A	PTS	PIM	GP	G	A	PTS	PIM		
LENEVEU, David	G	PHX	21	0	0	0	0	-	-	-	-	-	2005-06	2006-07
LEPISTO, Sami	D	PHX	117	5	17	22	97	7	1	0	1	6	2009-10	2010-11
LESSIO, Lucas	LW	ARI	29	2	3	5	10	-	-	-	-	-	2013-14	2015-16
LESUK, Bill	LW	WPG	49	0	1	1	43	-	-	-	-	-	1979-80	1979-80
LETOWSKI, Trevor	C	PHX	206	30	43	73	58	5	1	1	2	4	1998-99	2001-02
LEVIE, Craig	D	WPG	62	8	14	22	80	-	-	-	-	-	1981-82	1982-83
LEVINS, Scott	RW	PHX /WPG	11	0	1	1	23	-	-	-	-	-	1992-93	1992-93
													1997-98	1997-98
LINDSTROM, Joakim	LW	PHX	44	9	11	20	28	-	-	-	-	-	2008-09	2008-09
LINDSTROM, Willy	RW	WPG	288	98	91	189	106	4	2	1	3	2	1979-80	1982-83
LISIN, Enver	RW	PHX	78	18	10	28	46	-	-	-	-	-	2006-07	2008-09
LOMBARDI, Matthew	C	PHX	118	28	49	77	54	7	1	5	6	2	2008-09	2009-10
													2012-13	2012-13
LONG, Barry	D	WPG	70	6	19	25	46	-	-	-	-	-	1980-81	1981-82
LOUSTEL, Ron	G	WPG	1	0	0	0	0	-	-	-	-	-	1980-81	1980-81
LUKOWICH, Morris	LW	WPG	431	168	177	345	438	7	0	2	2	16	1979-80	1984-85
LUMME, Jyrki	D	PHX	192	19	74	93	122	12	0	2	2	8	1998-99	2000-01
LUNDHOLM, Bengt	LW	WPG	275	48	95	143	72	14	3	4	7	14	1981-82	1985-86
LUNDMARK, Jamie	C	PHX	38	5	13	18	36	-	-	-	-	-	2005-06	2005-06
MacDERMID, Paul	RW	WPG	172	32	42	74	379	7	0	2	2	8	1989-90	1991-92
MacIVER, Don	D	WPG	6	0	0	0	2	-	-	-	-	-	1979-80	1979-80
MACIVER, Norm	D	PHX /WPG	112	11	40	51	88	12	1	1	2	4	1995-96	1997-98
MacLEAN, Brett	LW	PHX	13	2	1	3	2	-	-	-	-	-	2010-11	2010-11
MacLEAN, Don	C	PHX	9	1	1	2	0	-	-	-	-	-	2006-07	2006-07
MacLEAN, Paul	RW	WPG	528	248	270	518	726	35	16	10	26	76	1981-82	1987-88
MALGUNAS, Stewart	D	WPG	29	0	1	1	32	-	-	-	-	-	1995-96	1995-96
MANERY, Kris	LW	WPG	63	19	13	32	30	-	-	-	-	-	1979-80	1980-81
MANN, Jimmy	RW	WPG	202	9	12	21	598	4	0	0	0	7	1979-80	1983-84
MANSON, Dave	D	PHX /WPG	205	14	59	73	559	6	2	1	3	30	1993-94	1996-97
MANTHA, Moe	D	WPG	318	31	125	156	203	16	5	10	15	18	1980-81	1983-84
													1989-90	1991-92
MARA, Paul	D	PHX	323	38	104	142	268	5	0	0	0	4	2000-01	2005-06
MARCHMENT, Bryan	D	WPG	37	2	4	6	121	-	-	-	-	-	1988-89	1990-91
MARKELL, John	LW	WPG	52	11	10	21	36	-	-	-	-	-	1979-80	1980-81
MARKOV, Danny	D	PHX	136	10	46	56	103	-	-	-	-	-	2001-02	2002-03
MAROIS, Mario	D	WPG	255	17	116	133	178	18	2	11	13	35	1985-86	1988-89
													1991-92	1991-92
MARSH, Peter	RW	WPG	81	16	25	41	68	-	-	-	-	-	1979-80	1980-81
MARTIN, Craig	RW	WPG	20	0	1	1	19	-	-	-	-	-	1994-95	1994-95
MARTIN, Tom	LW	WPG	24	2	0	2	91	3	0	0	0	2	1984-85	1986-87
<b>MARTINOOK, Jordan</b>	LW	ARI	166	20	30	50	58	-	-	-	-	-	2014-15	2016-17
MATTSSON, Markus	G	WPG	52	0	2	2	0	-	-	-	-	-	1979-80	1980-81
MAXWELL, Bryan	D	WPG	102	8	25	33	268	3	1	0	1	23	1981-82	1983-84
MAY, Brad	LW	PHX	154	24	30	54	234	5	0	0	0	0	2000-01	2002-03
McBAIN, Andrew	RW	WPG	408	101	129	230	421	24	5	7	12	39	1983-84	1988-89
McBAIN, Jamie	D	ARI	3	0	0	0	0	-	-	-	-	-	2016-17	2016-17
McBEAN, Wayne	D	WPG	31	2	9	11	24	-	-	-	-	-	1993-94	1993-94
McCLELLAND, Kevin	RW	WPG	6	0	0	0	19	-	-	-	-	-	1993-94	1993-94
McCRIMMON, Brad	D	PHX	37	1	5	6	18	-	-	-	-	-	1996-97	1996-97
McFALL, Dan	D	WPG	9	0	1	1	0	-	-	-	-	-	1984-85	1985-86
McGINN, Jamie	LW	ARI	72	9	8	17	23	-	-	-	-	-	2016-17	2016-17
McGINN, Tye	LW	ARI	18	1	1	2	10	-	-	-	-	-	2014-15	2014-15
McGRATTAN, Brian	RW	PHX	5	0	0	0	22	-	-	-	-	-	2008-09	2008-09
McKENNA, Mike	G	ARI	1	0	0	0	0	-	-	-	-	-	2014-15	2014-15
McKENZIE, Jim	LW	PHX /WPG	202	12	9	21	548	9	0	0	0	4	1995-96	1997-98
McLLWAIN, Dave	RW	WPG	143	40	38	78	108	7	0	1	1	2	1989-90	1991-92
McMILLAN, Brandon	C	ARI	72	3	6	9	20	-	-	-	-	-	2013-14	2014-15
McREYNOLDS, Brian	C	WPG	9	0	2	2	4	-	-	-	-	-	1989-90	1989-90
McTAVISH, Gord	C	WPG	10	1	3	4	2	-	-	-	-	-	1979-80	1979-80
MELROSE, Barry	D	WPG	92	5	7	12	164	-	-	-	-	-	1979-80	1980-81
MELAMETSA, Anssi	LW	WPG	27	0	3	3	2	-	-	-	-	-	1985-86	1985-86
MEYER, Freddy	D	PHX	5	0	0	0	0	-	-	-	-	-	2007-08	2007-08
MICHALEK, Zbynek	D	ARI	612	32	108	140	258	7	0	2	2	2	2005-06	2009-10
													2012-13	2014-15
													2015-16	2016-17
MIDDLEBROOK, Lindsay	G	WPG	24	0	0	0	0	-	-	-	-	-	1979-80	1980-81
MIELE, Andy	C	PHX	15	0	2	2	11	-	-	-	-	-	2011-12	2013-14
MIKULCHIK, Oleg	D	WPG	29	0	3	3	29	-	-	-	-	-	1993-94	1994-95
MILLS, Craig	RW	WPG	4	0	2	2	0	1	0	0	0	0	1995-96	1995-96
MIRONOV, Boris	D	WPG	65	7	22	29	96	-	-	-	-	-	1993-94	1993-94
MOFFAT, Lyle	LW	WPG	74	10	9	19	38	-	-	-	-	-	1979-80	1979-80
MONTOYA, AI	G	PHX	5	0	0	0	0	-	-	-	-	-	2008-09	2008-09
MOORE, John	D	ARI	19	1	4	5	11	-	-	-	-	-	2014-15	2014-15
MORE, Jayson	D	PHX	64	6	11	17	90	7	0	0	0	7	1996-97	1997-98

NAME	POS	TEAM	REGULAR SEASON					PLAYOFFS					FROM	TO
			GP	G	A	PTS	PIM	GP	G	A	PTS	PIM		
MORRIS, Derek	D	PHX	544	38	114	152	462	23	3	7	10	35	2003-04	2008-09
MORRISON, Michael	G	PHX	4	0	0	0	0	-	-	-	-	-	2006-07	2006-07
MOSS, David	RW	ARI	184	17	37	54	63	-	-	-	-	-	2012-13	2014-15
MUELLER, Peter	C	PHX	207	39	68	107	64	-	-	-	-	-	2007-08	2009-10
MULHERN, Richard	D	WPG	19	0	4	4	14	-	-	-	-	-	1980-81	1980-81
MULLEN, Brian	LW	WPG	372	124	172	296	132	26	7	9	16	16	1982-83	1986-87
MUNI, Craig	D	WPG	25	1	3	4	37	6	0	1	1	2	1995-96	1995-96
MURLEY, Matt	LW	PHX	3	0	1	1	0	-	-	-	-	-	2007-08	2007-08
MURPHY, Connor	D	ARI	258	13	36	49	145	-	-	-	-	-	2013-14	2016-17
MURRAY, Garth	C	PHX	10	0	0	0	12	-	-	-	-	-	2008-09	2008-09
MURRAY, Rob	C	PHX /WPG	49	2	5	7	34	-	-	-	-	-	1991-92	1998-99
MURRAY, Troy	C	WPG	103	20	34	54	103	7	0	0	0	2	1991-92	1992-93
NAGY, Ladislav	LW	PHX	321	92	157	249	312	5	0	0	0	21	2000-01	2006-07
NASH, Tyson	LW	PHX	119	3	11	14	194	-	-	-	-	-	2003-04	2005-06
NAZAROV, Andrei	LW	PHX	122	10	5	15	311	3	0	0	0	2	2001-02	2003-04
NECKAR, Stan	D	PHX	130	4	11	15	109	11	0	1	1	4	1998-99	2000-01
NEDVED, Petr	C	PHX	25	2	9	11	34	-	-	-	-	-	2005-06	2005-06
NEUFELD, Ray	RW	WPG	249	61	66	127	388	18	6	3	9	46	1985-86	1988-89
NIKULIN, Alexander	C	PHX	1	0	0	0	0	-	-	-	-	-	2008-09	2008-09
NILL, Jim	RW	WPG	141	17	21	38	209	14	0	1	1	39	1984-85	1987-88
NOKELAINEN, Petteri	C	PHX	22	1	2	3	6	5	0	0	0	2	2009-10	2009-10
NOLAN, Owen	RW	PHX	76	16	24	40	56	-	-	-	-	-	2006-07	2006-07
NOONAN, Brian	RW	PHX	7	0	0	0	0	5	0	2	2	4	1998-99	1998-99
NORWICH, Craig	D	WPG	70	10	35	45	36	-	-	-	-	-	1979-80	1979-80
NOVOSELTSEV, Ivan	RW	PHX	17	2	0	2	6	-	-	-	-	-	2003-04	2003-04
NUMMINEN, Teppo	D	PHX /WPG	1098	108	426	534	405	50	8	8	16	20	1988-89	2002-03
ODELEIN, Lyle	D	PHX	16	1	7	8	19	5	0	0	0	16	1999-00	1999-00
O'DONNELL, Sean	D	PHX	57	1	7	8	121	-	-	-	-	-	2005-06	2005-06
OLAUSSON, Fredrik	D	WPG	496	86	249	335	196	35	4	13	17	12	1986-87	1993-94
OLCZYK, Eddie	C	WPG	214	95	106	201	235	12	3	3	6	10	1994-95	1995-96
OLIVER, David	RW	PHX	9	1	0	1	2	-	-	-	-	-	1999-00	1999-00
O'NEILL, Mike	G	WPG	20	0	0	0	0	-	-	-	-	-	1991-92	1993-94
O'REILLY, Cal	C	PHX	22	3	5	2	-	-	-	-	-	-	2011-12	2011-12
OSBORNE, Mark	LW	WPG	80	12	20	32	124	-	-	-	-	-	1990-91	1991-92
OSIECKI, Mark	D	WPG	4	1	0	1	2	-	-	-	-	-	1992-93	1992-93
O'SULLIVAN, Patrick	C	PHX	23	2	2	4	2	-	-	-	-	-	2011-12	2011-12
PASLAWSKI, Greg	RW	WPG	114	27	40	67	24	7	1	3	4	0	1989-90	1990-91
PAYNTER, Kent	D	WPG	5	0	0	0	4	-	-	-	-	-	1991-92	1991-92
PEDERSON, Denis	C	PHX	19	1	1	2	20	5	0	2	2	0	2001-02	2001-02
PELLERIN, Scott	LW	PHX	23	0	1	1	8	-	-	-	-	-	2002-03	2002-03
PELLETIER, Jean-Marc	G	PHX	6	0	0	0	0	-	-	-	-	-	2002-03	2003-04
PENNEY, Steve	G	WPG	15	0	0	0	7	-	-	-	-	-	1986-87	1987-88
<b>PERLINI, Brendan</b>	LW	ARI	57	14	7	21	20	-	-	-	-	-	2016-17	2016-17
PERRAULT, Joel	C	PHX	78	12	14	26	68	-	-	-	-	-	2005-06	2009-10
PERREAULT, Yanic	C	PHX	49	19	14	33	30	-	-	-	-	-	2006-07	2006-07
PETERS, Justin	G	ARI	3	0	0	0	0	-	-	-	-	-	2016-17	2016-17
PETIT, Michel	D	PHX	32	4	2	6	77	5	0	0	0	8	1997-98	1998-99
PICARD, Robert	D	WPG	160	20	43	63	158	11	2	2	4	20	1983-84	1985-86
PLANTERY, Mark	D	WPG	25	1	5	6	14	-	-	-	-	-	1980-81	1980-81
PLOTNIKOV, Sergei	LW	ARI	13	0	1	1	4	-	-	-	-	-	2015-16	2015-16
POESCHEK, Rudy	RW	WPG	5	0	0	0	22	-	-	-	-	-	1990-91	1991-92
POOLEY, Paul	RW	WPG	15	0	3	3	0	-	-	-	-	-	1984-85	1985-86
PORTER, Kevin	C	PHX	38	5	5	10	4	-	-	-	-	-	2008-09	2009-10
POULIOT, Marc-Antoine	C	PHX	13	0	4	4	2	8	1	1	2	2	2011-12	2011-12
PRUCHA, Petr	RW	PHX	109	15	18	33	33	7	1	2	3	4	2008-09	2010-11
PRUST, Brandon	RW	PHX	11	0	1	1	29	-	-	-	-	-	2008-09	2008-09
PULKKINEN, Teemu	LW	ARI	4	1	0	1	4	-	-	-	-	-	2016-17	2016-17
PYATT, Taylor	LW	PHX	223	39	34	73	89	27	6	3	9	4	2009-10	2011-12
QUINT, Deron	D	PHX /WPG	271	27	56	83	104	7	0	2	2	0	1995-96	1999-00
QUINTAL, Stephane	D	WPG	124	14	35	49	197	-	-	-	-	-	1993-94	1994-95
RADIVOJEVIC, Branko	RW	PHX	150	25	31	56	103	1	0	0	0	2	2001-02	2003-04
RALPH, Brad	LW	PHX	1	0	0	0	0	-	-	-	-	-	2000-01	2000-01
RANHEIM, Paul	LW	PHX	40	3	4	7	10	-	-	-	-	-	2002-03	2002-03
REDDICK, Eldon	G	WPG	117	0	1	1	20	3	0	0	0	0	1986-87	1988-89
REESE, Dylan	D	ARI	1	0	0	0	0	-	-	-	-	-	2014-15	2014-15
REICHEL, Robert	C	PHX	13	7	6	13	4	7	1	3	4	2	1998-99	1998-99
REINPRECHT, Steven	C	PHX	231	51	92	143	82	-	-	-	-	-	2005-06	2008-09
REIRDEN, Todd	D	PHX	7	0	2	2	4	-	-	-	-	-	2003-04	2003-04
REINBERG, Mikael	RW	PHX	10	2	4	6	2	5	1	2	3	4	1999-00	1999-00
RHEAUME, Pascal	C	PHX	1	0	0	0	0	-	-	-	-	-	2005-06	2005-06

NAME	POS	TEAM	REGULAR SEASON					PLAYOFFS					FROM	TO
			GP	G	A	PTS	PIM	GP	G	A	PTS	PIM		
RIBEIRO, Mike	C	PHX	80	16	31	47	52	-	-	-	-	-	2013-14	2013-14
RICCI, Mike	C	PHX	85	10	7	17	73	-	-	-	-	-	2005-06	2006-07
<b>RICHARDSON, Brad</b>	C	ARI	98	16	24	40	61	-	-	-	-	-	2015-16	2016-17
<b>RIEDER, Tobias</b>	RW	ARI	234	43	49	92	30	-	-	-	-	-	2014-15	2016-17
RILEY, Bill	RW	WPG	14	3	2	5	7	-	-	-	-	-	1979-80	1979-80
RIOUX, Gerry	RW	WPG	9	0	0	0	6	-	-	-	-	-	1979-80	1979-80
RIVERS, Jamie	D	PHX	18	0	5	5	26	-	-	-	-	-	2005-06	2005-06
ROCHE, Travis	D	PHX	50	6	13	19	22	-	-	-	-	-	2006-07	2006-07
ROENICK, Jeremy	C	PHX	454	152	227	379	596	18	9	9	18	18	1996-97	2006-07
ROMANIUK, Russ	LW	WPG	85	10	14	24	46	1	0	0	0	0	1991-92	1994-95
RONAN, Ed	RW	WPG	17	0	0	0	16	-	-	-	-	-	1995-96	1995-96
RONNING, Cliff	C	PHX	156	32	81	113	64	13	1	10	11	16	1996-97	1998-99
ROONEY, Steve	LW	WPG	86	9	9	18	274	13	1	0	1	67	1986-87	1987-88
ROUSSEL, Dominic	G	WPG	7	0	0	0	2	-	-	-	-	-	1995-96	1995-96
ROZSIVAL, Michal	D	PHX	87	4	15	19	54	19	0	0	0	4	2010-11	2011-12
RUNDBLAD, David	D	PHX	26	0	5	5	6	-	-	-	-	-	2011-12	2013-14
RUPP, Michael	C	PHX	7	0	1	1	6	-	-	-	-	-	2003-04	2005-06
SAFRONOV, Kirill	D	PHX	1	0	0	0	0	-	-	-	-	-	2001-02	2001-02
SAMUELSSON, Henrik	LW	ARI	3	0	0	0	2	-	-	-	-	-	2014-15	2014-15
SAMUELSSON, Philip	D	ARI	8	0	0	0	2	-	-	-	-	-	2014-15	2015-16
SANDERSON, Geoff	LW	PHX	75	25	21	46	58	-	-	-	-	-	2005-06	2005-06
SAPRYKIN, Oleg	LW	PHX	126	25	34	59	104	-	-	-	-	-	2005-06	2006-07
SAUER, Kurt	D	PHX	69	1	6	7	36	-	-	-	-	-	2008-09	2009-10
SAUVE, Philippe	G	PHX	5	0	0	0	0	-	-	-	-	-	2005-06	2005-06
SAVAGE, Brian	LW	PHX	134	24	29	53	66	5	0	0	0	0	2001-02	2003-04
SAVARD, Serge	D	WPG	123	6	21	27	55	7	0	0	0	4	1981-82	1982-83
SAWYER, Kevin	LW	PHX	3	0	0	0	12	-	-	-	-	-	1999-00	1999-00
SCATCHARD, Dave	C	PHX	93	14	17	31	156	-	-	-	-	-	2005-06	2006-07
<b>SCHENN, Luke</b>	D	ARI	78	1	7	8	85	-	-	-	-	-	2016-17	2016-17
SCHLEMKO, David	D	ARI	207	9	41	50	76	9	1	0	1	4	2008-09	2014-15
SCHOFIELD, Dwight	D	WPG	18	0	0	0	33	-	-	-	-	-	1987-88	1987-88
SCHNEIDER, Mathieu	D	PHX	8	0	4	4	4	3	1	0	1	0	2009-10	2009-10
SCOTT, John	LW	ARI	11	0	1	1	25	-	-	-	-	-	2015-16	2015-16
SEKAC, Jiri	LW	ARI	11	0	2	2	10	-	-	-	-	-	2015-16	2015-16
SELANNE, Teemu	RW	WPG	231	147	159	306	87	6	4	2	6	2	1992-93	1995-96
SELLECK, Eric	LW	ARI	1	0	0	0	5	-	-	-	-	-	2015-16	2015-16
SEIDENBERG, Dennis	D	PHX	66	2	11	13	30	-	-	-	-	-	2005-06	2006-07
SEPPE, Jyrki	D	WPG	13	0	2	2	6	-	-	-	-	-	1983-84	1983-84
SHANNON, Darrin	LW	PHX/WPG	451	77	149	226	328	31	6	7	13	30	1991-92	1997-98
SHANNON, Darryl	D	WPG	108	7	20	27	138	-	-	-	-	-	1993-94	1995-96
SHINNIMIN, Brendan	C	ARI	12	0	1	1	8	-	-	-	-	-	2014-15	2014-15
SHTALENKOV, Mikhail	G	PHX	19	0	3	3	2	-	-	-	-	-	1998-99	1999-00
SILK, Dave	RW	WPG	32	2	4	6	63	1	0	0	0	2	1985-86	1985-86
SILLINGER, Mike	C	PHX	60	8	6	14	54	-	-	-	-	-	2003-04	2003-04
SIMON, Jason	LW	PHX	1	0	0	0	0	-	-	-	-	-	1996-97	1996-97
SIMPSON, Todd	D	PHX	146	4	21	25	299	5	0	2	2	6	2000-01	2002-03
SJOBERG, Lars Erik	D	WPG	79	7	27	34	48	-	-	-	-	-	1979-80	1979-80
SJOSTROM, Fredrik	RW	PHX	261	32	41	63	126	-	-	-	-	-	2003-04	2007-08
SKRIKO, Petri	LW	WPG	15	2	3	5	4	-	-	-	-	-	1991-92	1991-92
SLANEY, John	D	PHX	55	3	14	17	24	-	-	-	-	-	1997-98	1997-98
SMAIL, Doug	LW	WPG	691	189	208	397	466	41	9	2	11	49	1980-81	1990-91
SMITH, Gary	G	WPG	20	0	0	0	25	-	-	-	-	-	1979-80	1979-80
SMITH, Gord	D	WPG	13	0	0	0	8	-	-	-	-	-	1979-80	1979-80
SMITH, Mike	G	ARI	312	1	7	8	56	16	0	1	1	14	2011-12	2016-17
SMITH, Wyatt	C	PHX	54	3	7	10	13	-	-	-	-	-	1999-00	2001-02
SOETAERT, Doug	G	WPG	130	0	6	6	38	4	0	0	0	0	1981-82	1983-84
SPILLER, Matthew	D	PHX	59	0	1	1	67	-	-	-	-	-	2003-04	2005-06
SPRING, Don	D	WPG	259	1	54	55	80	6	0	0	0	10	1980-81	1983-84
STAFFORD, Garrett	D	PHX	2	0	0	0	0	-	-	-	-	-	2010-11	2010-11
STAMLER, Lorne	LW	WPG	62	8	7	15	12	-	-	-	-	-	1979-80	1979-80
STANIOWSKI, Ed	G	WPG	62	0	6	6	4	2	0	0	0	0	1981-82	1982-83
STAPLETON, Mike	C	PHX/WPG	253	28	39	67	143	26	1	0	1	37	1995-96	1998-99
STEEN, Anders	C	WPG	42	5	11	16	22	-	-	-	-	-	1980-81	1980-81
STEEN, Thomas	C	WPG	950	264	553	817	753	56	12	32	44	62	1981-82	1994-95
STEMPNIAK, Lee	RW	PHX	100	33	23	56	27	11	0	2	2	0	2009-10	2010-11
STEWART, Ryan	RW	WPG	3	1	0	1	0	-	-	-	-	-	1985-86	1985-86
STONE, Michael	D	ARI	324	24	72	96	190	2	0	0	0	0	2011-12	2016-17
<b>STROME, Dylan</b>	C	ARI	7	0	1	1	0	-	-	-	-	-	2016-17	2016-17
STUTZEL, Mike	LW	PHX	9	0	0	0	0	-	-	-	-	-	2003-04	2003-04
SUCHY, Radoslav	D	PHX	372	12	51	63	74	10	1	1	2	0	1999-00	2003-04
SULLIVAN, Mike	C	PHX	256	13	20	33	66	10	0	1	1	2	1998-99	2001-02
SULLIVAN, Peter	C	WPG	126	28	54	82	40	-	-	-	-	-	1979-80	1980-81
SULLIVAN, Steve	LW	PHX	33	5	7	12	20	-	-	-	-	-	2012-13	2012-13
SUMMERS, Chris	D	ARI	64	2	7	9	47	-	-	-	-	-	2010-11	2014-15



NAME	POS	TEAM	REGULAR SEASON					PLAYOFFS					FROM	TO		
			GP	G	A	PTS	PIM	GP	G	A	PTS	PIM				
SYKES, Phil	LW	WPG	170	25	18	43	157	11	0	1	1	9	1989	90	1991	92
SZWARZ, Jordan	RW	ARI	35	4	0	4	21	-	-	-	-	-	2013-14	2014-15		
TABARACCI, Rick	G	WPG	61	0	2	2	22	7	0	0	0	0	1990	91	1992	93
TAFFE, Jeff	C	PHX	98	15	13	28	26	-	-	-	-	-	2002-03	2006-07		
TAGLIANETTI, Peter	D	WPG	207	10	37	47	604	14	1	1	2	20	1984	85	1989	90
TANABE, David	D	PHX	66	5	11	16	30	-	-	-	-	-	2003-04	2005-06		
TANGUAY, Alex	C	ARI	18	4	9	13	8	-	-	-	-	-	2015-16	2015-16		
TELLQVIST, Mikael	G	PHX	67	0	2	2	2	-	-	-	-	-	2006-07	2008-09		
THOMAS, Bill	RW	PHX	40	9	8	17	10	-	-	-	-	-	2005-06	2007-08		
THOMAS, Christian	LW	ARI	1	0	0	0	0	-	-	-	-	-	2015-16	2015-16		
THOMPSON, Brent	D	PHX/WPG	40	0	1	1	106	-	-	-	-	-	1994	95	1996	97
TIKHONOV, Viktor	LW	ARI	100	11	11	22	34	-	-	-	-	-	2008-09	2008-09		
TILEY, Brad	D	PHX	9	0	0	0	0	1	0	0	0	0	1997-98	1998-99		
TINORDI, Jarred	D	ARI	7	0	0	0	12	-	-	-	-	-	2015-16	2015-16		
TJARNQVIST, Mathias	LW	PHX	104	9	11	20	36	-	-	-	-	-	2006-07	2007-08		
TKACHUK, Keith	LW	PHX /WPG	640	323	300	623	1508	44	19	9	28	100	1991	92	2000-01	
TOCCHET, Rick	RW	PHX	213	64	66	130	371	13	6	5	11	33	1997-98	1999-00		
TOMALTY, Glenn	LW	WPG	1	0	0	0	0	-	-	-	-	-	1979	80	1979	80
TOMLINSON, Dave	C	WPG	31	1	3	4	24	-	-	-	-	-	1993	94	1993	94
TORDJMAN, Josh	G	PHX	2	0	0	0	0	-	-	-	-	-	2008-09	2008-09		
TORRES, Raffi	LW	PHX	107	20	18	38	96	3	1	1	2	2	2011-12	2012-13		
TRIMPER, Tim	LW	WPG	140	23	23	46	138	1	0	0	0	0	1980	81	1983	84
TRUDEL, Jean-Guy	LW	PHX	4	0	0	0	2	-	-	-	-	-	1999-00	2001-02		
TURCOTTE, Alfie	C	WPG	17	1	3	4	2	-	-	-	-	-	1987	88	1988	89
TURCOTTE, Darren	C	WPG	59	16	16	32	26	-	-	-	-	-	1995-96	1995-96		
TURRIS, Kyle	C	PHX	137	19	27	46	43	4	1	2	3	2	2007-08	2011-12		
TURNBULL, Perry	C	WPG	172	43	57	100	357	12	0	2	2	47	1984	85	1986	87
TVERDOVSKY, Oleg	D	PHX /WPG	241	24	83	107	80	25	0	11	11	6	1995-96	1998-99		
ULANOV, Igor	D	WPG	176	5	43	48	385	11	0	0	0	43	1991	92	1994	95
UPSHALL, Scottie	LW	PHX	129	42	30	72	118	-	-	-	-	-	2008-09	2010-11		
VAANANEN, Ossi	D	PHX	291	10	35	45	333	5	0	0	0	6	2000-01	2003-04		
VANDERMEER, Jim	D	PHX	62	4	8	12	60	0	0	0	0	0	2009-10	2009-10		
VANDERMEER, Pete	LW	PHX	2	0	0	0	0	-	-	-	-	-	2007-08	2007-08		
VASILYEV, Andrei	LW	PHX	1	0	0	0	0	-	-	-	-	-	1998-99	1998-99		
VEISOR, Mike	G	WPG	8	0	0	0	0	1	0	0	0	0	1983	84	1983	84
VERMETTE, Antoine	C	ARI	291	70	79	149	223	16	5	5	10	24	2011-12	2014-15		
VISENTIN, Mark	G	PHX	1	0	0	0	0	-	-	-	-	-	2013-14	2013-14		
VISHEAU, Mark	D	WPG	1	0	0	0	0	-	-	-	-	-	1993	94	1993	94
VITOLINSH, Harijs	C	WPG	8	0	0	0	4	-	-	-	-	-	1993	94	1993	94
VITALE, Joe	C	ARI	71	3	6	9	41	-	-	-	-	-	2014-15	2015-16		
VRBATA, Radim	RW	ARI	509	157	186	343	134	27	6	8	14	12	2007-08	2007-08		
WAITE, Jimmy	G	PHX	33	0	0	0	4	4	0	0	0	0	1997-98	1998-99		
WAKALUK, Darcy	G	PHX	16	0	1	1	4	-	-	-	-	-	1996-97	1996-97		
WARRINER, Todd	LW	PHX	18	0	3	3	8	-	-	-	-	-	2001-02	2001-02		
WATKINS, Matt	RW	PHX	1	0	0	0	0	-	-	-	-	-	2011-12	2011-12		
WATTERS, Tim	D	WPG	438	21	101	122	760	28	1	2	3	49	1981	82	1987	88
WELLER, Craig	RW	PHX	59	3	8	11	80	-	-	-	-	-	2007-08	2007-08		
WESTRUM, Erik	C	PHX	15	1	1	2	20	-	-	-	-	-	2003-04	2003-04		
WHEELDON, Simon	C	WPG	4	0	0	0	4	-	-	-	-	-	1990	91	1990	91
WHELTON, Bill	D	WPG	2	0	0	0	0	-	-	-	-	-	1980	81	1980	81
WHITE, Ryan	RW	ARI	46	7	6	13	70	-	-	-	-	-	2016-17	2016-17		
WHITNEY, Ray	LW	PHX	157	41	93	134	52	20	3	7	10	12	2010-11	2011-12		
WILKINSON, Neil	D	WPG	61	2	8	10	108	-	-	-	-	-	1994	95	1995	96
WILSON, Landon	RW	PHX	183	32	36	68	180	4	0	0	0	12	2000-01	2003-04		
WILSON, Ron	C	WPG	536	75	134	209	236	23	7	6	13	6	1979	80	1987	88
WINNIK, Daniel	LW	PHX	202	18	34	52	100	7	0	0	0	0	2007-08	2009-10		
WOLSKI, Wojtek	LW	PHX	54	12	22	34	16	7	4	1	5	0	2009-10	2010-11		
YANDLE, Keith	D	ARI	558	65	246	311	372	27	3	16	19	14	2006-07	2014-15		
YIP, Brandon	RW	PHX	2	0	0	0	0	-	-	-	-	-	2013-14	2013-14		
YLONEN, Juha	C	PHX	261	22	65	87	80	3	0	2	2	2	1996-97	2000-01		
YONKMAN, Nolan	D	PHX	16	0	1	1	39	-	-	-	-	-	2010-11	2010-11		
YORK, Mike	LW	PHX	63	6	8	14	4	-	-	-	-	-	2007-08	2007-08		
YOUNG, Tim	RW	WPG	44	15	19	34	25	1	0	1	1	0	1983	84	1983	84
YSEBAERT, Paul	C	WPG	60	9	18	27	18	-	-	-	-	-	1993	94	1993	94
ZHAMNOV, Alexei	C	WPG	235	103	164	267	205	12	2	3	5	10	1992	93	1995	96
ZIGOMANIS, Mike	C	PHX	108	16	10	26	52	-	-	-	-	-	2006-07	2007-08		

# ALL-TIME GOALTENDERS

# 2017-18 ARIZONA COYOTES

GOALTENDER	TEAM	GP	MIN	GA	S	GAA	SV%	W-L-T-OT	FROM	TO
AEBISCHER, David	PHX	1	60	3	0	3.00	.909	0-1-0	2007-08	2007-08
AULD, Alex	PHX	9	508	30	1	3.54	.880	3-6-0	2007-08	2007-08
BEAUREGARD, Stephane	WPG	74	3600	209	2	3.48	.885	16-30-11	1989-90	1991-92
									1993-94	1993-94
BEHREND, Marc	WPG	38	1946	160	1	4.93	.844	12-19-2	1983-84	1985-86
BERTHIAUME, Daniel	WPG	120	6598	399	5*	3.63	.876	50-45-13	1986-87	1989-90
BIERK, Zac	PHX	20	1074	44	1	2.46	.924	4-10-3	2002-03	2003-04
BOUCHARD, Dan	WPG	32	1696	107	2	3.79	.865	11-14-2	1985-86	1985-86
BOUCHER, Brian	PHX	96	5420	269	5	2.98	.898	28-45-18-0	2002-03	2005-06
BRYZGALOV, Ilya	PHX	257	15070	639	21	2.53	.919	130-93-27	2007-08	2010-11
BURKE, Sean	PHX	211	12348	491	15	2.39	.919	97-78-29	1999-00	2003-04
CHEVELDAE, Tim	WPG	74	4054	260	1	3.85	.884	21-42-7	1993-94	1995-96
CHEVRIER, Alain	WPG	22	1092	78	1	4.29	.859	8-8-2	1988-89	1988-89
CLIMIE, Matt	PHX	1	32	1	0	1.88	.938	0-0-0	2010-11	2010-11
DesROCHERS, Patrick	PHX	9	418	26	0	3.73	.861	1-5-1	2001-02	2002-03
DION, Michel	WPG	14	757	61	0	4.83	.864	3-6-3	1980-81	1980-81
<b>DOMINGUE, Louis</b>	ARI	77	4113	197	2	2.87	.910	27-35-7	2014-15	2016-17
DRAPER, Tom	WPG	9	513	41	0	4.80	.824	3-5-0	1988-89	1989-90
									1995-96	1995-96
DUBNYK, Devan	ARI	19	1034	47	1	2.72	.916	9-5-2	2014-15	2014-15
DUFFUS, Parris	PHX	1	29	1	0	2.07	.875	0-0-0	1996-97	1996-97
ESCHE, Robert	PHX	58	3033	150	3	2.97	.897	18-24-6	1998-99	2001-02
ESSENSA, Bob	PHX /WPG	311	17244	955	15	3.32	.894	129-124-35	1988-89	1993-94
									1999-00	1999-00
GREISS, Thomas	PHX	25	1312	50	2	2.29	.920	10-8-5	2013-14	2013-14
HAMEL, Pierre	WPG	64	3570	258	0	4.34	.869	12-39-7	1979-80	1980-81
HAYWARD, Brian	WPG	165	9172	654	1	4.28	.865	63-75-17	1982-83	1985-86
HOLDEN, Mark	WPG	4	213	15	0	4.23	.856	2-0-0	1984-85	1984-85
HRIVNAK, Jim	WPG	3	180	13	0	4.33	.865	2-1-0	1992-93	1992-93
JABLONSKI, Pat	PHX	2	59	2	0	2.03	.917	0-1-0	1996-97	1996-97
JOHNSON, Chad	PHX	4	247	5	1	1.21	.954	2-0-2	2012-13	2012-13
JOHNSON, Brent	PHX	8	486	21	0	2.59	.914	1-6-1	2003-04	2003-04
JOSEPH, Curtis	PHX	115	6417	325	8	3.04	.898	50-52-5	2005-06	2006-07
KHABIBULIN, Nikolai	PHX/WPG	284	16030	735	21	2.75	.908	126-113-30	1994-95	1998-99
LABARBERA, Jason	PHX	68	3552	156	2	2.64	.918	22-26-9	2009-10	2012-13
<b>LANGHAMER, Marek</b>	ARI	1	16	1	0	3.87	.875	0-0-0	2016-17	2016-17
LANGKOW, Scott	PHX /WPG	5	178	13	0	4.38	.835	0-1-1	1995-96	1998-99
LeNEVEU, David	PHX	21	1047	59	0	3.38	.894	5-9-0	2005-06	2006-07
LINDBACK, Anders	ARI	19	906	47	0	3.11	.894	5-7-1	2015-16	2015-16
LOUSTEL, Ron	WPG	1	60	10	0	10.00	.804	0-1-0	1980-81	1980-81
MATTSSON, Markus	WPG	52	2907	193	3	3.98	.875	8-32-4	1979-80	1980-81
McELHINNEY, Curtis	PHX	1	72	2	0	1.67	.944	1-0-0	2011-12	2011-12
MCKENNA, Mike	ARI	1	60	5	0	5.00	.853	0-1-0	2014-15	2014-15
MIDDLEBROOK, Lindsay	WPG	24	1233	105	0	5.11	.856	2-17-3	1979-80	1980-81
MONTOYA, AI	PHX	5	259	9	1	2.08	.925	3-1-0	2008-09	2008-09
MORRISON, Mike	PHX	4	127	13	0	6.14	.790	0-3-0	2006-07	2006-07
O'NEILL, Michael	WPG	20	824	58	0	4.22	.863	0-9-2	1991-92	1993-94
PELLETIER, Jean-Marc	PHX	6	294	18	0	3.67	.864	1-3-0	2002-03	2003-04
PENNEY, Steve	WPG	15	712	55	0	4.63	.828	3-8-2	1986-87	1987-88
PETERS, Justin	ARI	3	133	7	0	3.16	.900	0-1-0	2016-17	2016-17
REDDICK, Eldon	WPG	117	6358	395	1*	3.73	.873	41-51-14	1986-87	1988-89
ROUSSEL, Dominic	WPG	7	285	16	0	3.37	.881	2-2-0	1995-96	1995-96
SAUVE, Philippe	PHX	5	187	17	0	5.45	.867	0-4-0-0	2005-06	2005-06
SHTALENKOV, Mikhail	PHX	19	1147	45	2	2.35	.905	8-8-3	1998-99	1999-00
SMITH, Gary	WPG	20	1073	73	0	4.08	.873	4-11-4	1979-80	1979-80
SMITH, Mike	ARI	312	17980	807	22	2.69	.916	128-132-41	2011-12	2016-17
SOETAERT, Doug	WPG	130	7226	511	2	4.24	.869	50-48-21	1981-82	1983-84
STANIOWSKI, Ed	WPG	63	3510	247	2	4.22	.866	24-27-6	1981-82	1983-84
TABARACCI, Rick	WPG	61	3018	193	1	3.84	.874	15-26-7	1990-91	1992-93
TELLQVIST, Mikael	PHX	67	3613	184	4	3.06	.897	27-24-6	2006-07	2008-09
TORDJMAN, Josh	PHX	2	118	8	0	4.07	.871	0-2-0	2008-09	2008-09
TREUTLE, Niklas	ARI	2	49	5	0	6.00	.750	0-1-0	2015-16	2015-16
VEISOR, Mike	WPG	8	420	26	0	3.71	.849	4-1-2	1983-84	1983-84
VISENTIN, Mark	PHX	1	58	3	0	3.05	.906	0-1-0	2013-14	2013-14
WAITE, Jimmy	PHX	33	1691	69	2	2.45	.903	11-11-5	1997-98	1998-99
WAKALUK, Darcy	PHX	16	782	39	1	2.99	.899	8-3-1	1996-97	1996-97

\*Daniel Berthiaume and Eldon Reddick shared one shutout during the 1986-87 season

NOTE: Starting in 2005-06, goaltenders can no longer earn ties but losses in overtime or a shootout count in the OT column.

20-49-11 (51 points), 5th Smythe Division

PLAYER	GP	G	A	PTS	PIM
Morris Lukowich	78	35	39	74	77
Peter Sullivan	79	24	35	59	20
Ron Wilson	79	21	36	57	28
Willy Lindstrom	79	23	26	49	20
Craig Norwich	70	10	35	45	36
Peter Marsh	57	18	20	38	59
Lars Erik Sjoberg	79	7	27	34	48
Jude Drouin	78	8	16	24	50
Scott Campbell	63	3	17	20	136
Lyle Moffat	74	10	9	19	38
Dave Christian	15	8	10	18	2
John Markell	38	10	7	17	21
Lorne Stamler	62	8	7	15	12
Al Cameron	63	3	11	14	72
Ross Cory	46	2	9	11	32
*Kris Manery	16	6	4	10	6
#Bobby Hull	18	4	6	10	0
Barry Melrose	74	4	6	10	124
Jimmy Mann	72	3	5	8	287

PLAYER	GP	G	A	PTS	PIM
Hilliard Graves	35	1	5	6	15
Bill Riley	14	3	2	5	7
Gord McTavish	10	1	3	4	2
Dave Hoyda	15	1	1	2	35
John Bethel	17	0	2	2	4
Pierre Hamel	35	0	2	2	10
Pat Daley	5	1	0	1	4
Bob Guindon	6	0	1	1	0
Bill Lesuk	49	0	1	1	43
Glenn Tomalty	1	0	0	0	0
Larry Hopkins	5	0	0	0	0
Don MacIver	6	0	0	0	2
Gerry Rioux	9	0	0	0	6
Lindsay Middlebrook	10	0	0	0	0
Gord Smith	13	0	0	0	8
Wayne Dillon	13	0	0	0	2
Mike Amodeo	19	0	0	0	2
Gary Smith	20	0	0	0	25
Markus Mattsson	21	0	0	0	2

GOALTENDER	GP	MIN	GAA	W-L-T	SO	GA	SA	SV%
Markus Mattsson	21	1200	3.25	5-11-4	2	65	579	.888
Pierre Hamel	35	1947	4.01	9-19-3	0	130	1052	.876
Gary Smith	20	1073	4.08	4-11-4	0	73	574	.873
Lindsay Middlebrook	10	580	4.14	2-8-0	0	40	325	.877

\* - Acquired during season # - Relocated during season

#	DATE	H/R	OPPONENT	SCORE	RES	RECORD	PTS	#	DATE	H/R	OPPONENT	SCORE	RES	RECORD	PTS
1	OCT. 10	@	Pittsburgh	4-2	L	0-1-0	0	41	JAN. 8	@	Atlanta	2-0	L	12-24-5	29
2	OCT. 11	@	Boston	4-0	L	0-2-0	0	42	JAN. 10	@	Philadelphia	5-4	L	12-25-5	29
3	OCT. 14		COLORADO	4-2	W	1-2-0	2	43	JAN. 12		NY RANGERS	3-0	L	12-26-5	29
4	OCT. 17		DETROIT	5-1	L	1-3-0	2	44	JAN. 13		LOS ANGELES	5-3	W	13-26-5	31
5	OCT. 19		MINNESOTA	3-2	W	2-3-0	4	45	JAN. 15	@	NY Islanders	5-2	L	13-27-5	31
6	OCT. 20	@	Colorado	4-1	L	2-4-0	4	46	JAN. 16	@	NY Rangers	4-1	L	13-28-5	31
7	OCT. 24	@	Chicago	4-0	L	2-5-0	4	47	JAN. 18		DETROIT	5-0	L	13-29-5	31
8	OCT. 26		BOSTON	3-2	W	3-5-0	6	48	JAN. 21	@	Hartford	7-2	L	13-30-5	31
9	OCT. 28		ST. LOUIS	2-2	T	3-5-1	7	49	JAN. 22	@	Washington	5-4	L	13-31-5	31
10	OCT. 31	@	Quebec	5-2	W	4-5-1	9	50	JAN. 25		PHILADELPHIA	5-4	L	13-32-5	31
11	NOV. 2		WASHINGTON	1-1	T	4-5-2	10	51	JAN. 27		ST. LOUIS	6-6	T	13-32-6	32
12	NOV. 4		NY ISLANDERS	4-4	T	4-5-3	11	52	JAN. 29	@	Los Angeles	7-3	W	14-32-6	34
13	NOV. 6	@	Atlanta	8-0	L	4-6-3	11	53	FEB. 1	@	Edmonton	9-2	L	14-33-6	34
14	NOV. 7	@	Washington	6-3	L	4-7-3	11	54	FEB. 2	@	Colorado	2-2	T	14-33-7	35
15	NOV. 10		TORONTO	8-4	L	4-8-3	11	55	FEB. 8		WASHINGTON	6-3	L	14-34-7	35
16	NOV. 14		HARTFORD	3-2	W	5-8-3	13	56	FEB. 10		EDMONTON	2-2	T	14-34-8	36
17	NOV. 16		QUEBEC	3-2	L	5-9-3	13	57	FEB. 12	@	NY Islanders	0-0	T	14-34-9	37
18	NOV. 18		PITTSBURGH	3-2	L	5-10-3	13	58	FEB. 14	@	Philadelphia	5-1	L	14-35-9	37
19	NOV. 21	@	NY Rangers	6-4	W	6-10-3	15	59	FEB. 15	@	Hartford	5-4	L	14-36-9	37
20	NOV. 22	@	Montreal	7-0	L	6-11-3	15	60	FEB. 17		QUEBEC	6-5	W	15-36-9	39
21	NOV. 24		VANCOUVER	5-3	W	7-11-3	17	61	FEB. 20	@	Buffalo	4-3	L	15-37-9	39
22	NOV. 27	@	Los Angeles	5-3	L	7-12-3	17	62	FEB. 21	@	Montreal	3-0	L	15-38-9	39
23	NOV. 28	@	Vancouver	4-2	L	7-13-3	17	63	FEB. 23		TORONTO	9-3	L	15-39-9	39
24	DEC. 1	@	Minnesota	4-4	T	7-13-4	18	64	FEB. 27	@	Pittsburgh	3-2	L	15-40-9	39
25	DEC. 2		NY ISLANDERS	4-0	L	7-14-4	18	65	FEB. 29		VANCOUVER	3-3	T	15-40-10	40
26	DEC. 4	@	St. Louis	4-2	W	8-14-4	20	66	MAR. 2		CHICAGO	3-2	L	15-41-10	40
27	DEC. 5	@	Detroit	6-4	L	8-15-4	20	67	MAR. 4	@	Vancouver	2-1	L	15-42-10	40
28	DEC. 7		EDMONTON	8-3	W	9-15-4	22	68	MAR. 9		ATLANTA	5-2	L	15-43-10	40
29	DEC. 9		ATLANTA	5-4	L	9-16-4	22	69	MAR. 12		BUFFALO	3-3	T	15-43-11	41
30	DEC. 12	@	Quebec	5-0	L	9-17-4	22	70	MAR. 14		MONTREAL	4-3	L	15-44-11	41
31	DEC. 15		MONTREAL	6-2	W	10-17-4	24	71	MAR. 16	@	Detroit	6-2	W	16-44-11	43
32	DEC. 16	@	Edmonton	4-3	W	11-17-4	26	72	MAR. 19	@	Toronto	9-1	L	16-45-11	43
33	DEC. 19		BUFFALO	3-2	L	11-18-4	26	73	MAR. 21		NY RANGERS	4-2	W	17-45-11	45
34	DEC. 21		CHICAGO	4-1	W	12-18-4	28	74	MAR. 23		PITTSBURGH	4-2	L	17-46-11	45
35	DEC. 26	@	Minnesota	6-0	L	12-19-4	28	75	MAR. 26		HARTFORD	7-0	W	18-46-11	47
36	DEC. 28		PHILADELPHIA	5-3	L	12-20-4	28	76	MAR. 28		MINNESOTA	2-1	L	18-47-11	47
37	DEC. 29	@	Toronto	6-1	L	12-21-4	28	77	MAR. 30	@	Boston	3-1	L	18-48-11	47
38	DEC. 31	@	Buffalo	6-2	L	12-22-4	28	78	APR. 2	@	Chicago	5-2	W	19-48-11	49
39	JAN. 4		BOSTON	2-1	L	12-23-4	28	79	APR. 5	@	St. Louis	6-0	L	19-49-11	49
40	JAN. 6		LOS ANGELES	4-4	T	12-23-5	29	80	APR. 6		COLORADO	3-2	W	20-49-11	51

9-57-14 (32 points), 6th Smythe Division

PLAYER	GP	G	A	PTS	PIM	PLAYER	GP	G	A	PTS	PIM
Dave Christian	80	28	43	71	22	Barry Legge	38	0	6	6	69
Morris Lukowich	80	33	34	67	90	Scott Campbell	14	1	4	5	55
Norm Dupont	80	27	26	53	8	#Tom Bladon	9	0	5	5	10
Ron Wilson	77	18	33	51	55	John Markell	14	1	3	4	15
Daniel Geoffrion	78	20	26	46	82	Rick Mulhern	19	0	4	4	14
Dave Babych	69	6	38	44	90	Murray Eaves	12	1	2	3	5
Willy Lindstrom	72	22	13	35	45	Al Cameron	29	1	2	3	21
Tim Trimper	56	15	14	29	28	#Barry Melrose	18	1	1	2	40
Rick Bowness	45	8	17	25	45	Sandy Beadle	6	1	0	1	2
Moe Mantha	58	2	23	25	35	Dave Hoyda	9	1	0	1	7
*Doug Lecuyer	45	6	17	23	66	Ross Cory	5	0	1	1	9
Barry Long	65	6	17	23	42	Pierre Hamel	29	0	1	1	4
Peter Sullivan	47	4	19	23	20	Markus Mattsson	31	0	1	1	2
Kris Manery	47	13	9	22	24	Dave Chartier	1	0	0	0	0
Don Spring	80	1	18	19	18	Ron Loustel	1	0	0	0	0
Doug Smal	30	10	8	18	45	Bill Whelton	2	0	0	0	0
Anders Steen	42	5	11	16	22	Jude Drouin	7	0	0	0	4
#Peter Marsh	24	6	7	13	9	Pat Daley	7	0	0	0	9
*Rick Dudley	30	5	5	10	28	*Michel Dion	14	0	0	0	2
Jimmy Mann	37	3	3	6	105	Lindsay Middlebrook	14	0	0	0	0
Mark Plantery	25	1	5	6	14						
GOALTENDER	GP	MIN	GAA	W-L-T	SO	GA	SA	SV%			
Markus Mattsson	31	1707	4.50	3-21-4	1	128	965	.867			
Pierre Hamel	29	1623	4.73	3-20-4	0	128	925	.862			
*Michel Dion	14	757	4.83	3-6-3	0	61	447	.864			
Lindsay Middlebrook	14	653	5.97	0-9-3	0	65	405	.840			
Ron Loustel	1	60	10.00	0-1-0	0	10	51	.804			

\* - Acquired during season # - Relocated during season

#	DATE	H/R	OPPONENT	SCORE	RES	RECORD	PTS	#	DATE	H/R	OPPONENT	SCORE	RES	RECORD	PTS
1	OCT. 10	@	Washington	4-1	L	0-1-0	0	41	JAN. 9		VANCOUVER	4-4	T	4-29-8	16
2	OCT. 11	@	Pittsburgh	5-4	L	0-2-0	0	42	JAN. 10		HARTFORD	5-3	L	4-30-8	16
3	OCT. 17		CHICAGO	6-2	W	1-2-0	2	43	JAN. 13	@	Quebec	3-3	T	4-30-9	17
4	OCT. 19		QUEBEC	4-4	T	1-2-1	3	44	JAN. 15	@	Montreal	7-3	L	4-31-9	17
5	OCT. 22	@	Buffalo	7-4	L	1-3-1	3	45	JAN. 17	@	Calgary	4-2	L	4-32-9	17
6	OCT. 25	@	Minnesota	4-1	L	1-4-1	3	46	JAN. 18		TORONTO	5-4	L	4-33-9	17
7	OCT. 26		BOSTON	7-7	T	1-4-2	4	47	JAN. 21		NY RANGERS	5-1	W	5-33-9	19
8	OCT. 29	@	Chicago	8-4	L	1-5-2	4	48	JAN. 23	@	Colorado	2-2	T	5-33-10	20
9	OCT. 31		PITTSBURGH	6-5	L	1-6-2	4	49	JAN. 27	@	Washington	4-3	L	5-34-10	20
10	NOV. 2		WASHINGTON	4-4	T	1-6-3	5	50	JAN. 29	@	Boston	7-6	L	5-35-10	20
11	NOV. 5		CALGARY	5-5	T	1-6-4	6	51	JAN. 31	@	Toronto	2-0	W	6-35-10	22
12	NOV. 7		EDMONTON	4-2	L	1-7-4	6	52	FEB. 1	@	Buffalo	4-0	L	6-36-10	22
13	NOV. 9		TORONTO	7-4	L	1-8-4	6	53	FEB. 4		PITTSBURGH	3-2	L	6-37-10	22
14	NOV. 12	@	Quebec	5-1	L	1-9-4	6	54	FEB. 6	@	Edmonton	10-4	L	6-38-10	22
15	NOV. 13	@	Boston	5-5	T	1-9-5	7	55	FEB. 8	@	Chicago	9-1	L	6-39-10	22
16	NOV. 16		MONTREAL	5-1	L	1-10-5	7	56	FEB. 12	@	NY Rangers	8-6	L	6-40-10	22
17	NOV. 18	@	Vancouver	6-1	L	1-11-5	7	57	FEB. 15		QUEBEC	4-3	W	7-40-10	24
18	NOV. 19	@	Los Angeles	7-2	L	1-12-5	7	58	FEB. 17	@	Detroit	6-4	L	7-41-10	24
19	NOV. 21		BUFFALO	4-2	L	1-13-5	7	59	FEB. 18	@	Hartford	3-3	T	7-41-11	25
20	NOV. 23	@	Philadelphia	3-1	L	1-14-5	7	60	FEB. 20		MINNESOTA	5-3	L	7-42-11	25
21	NOV. 24	@	NY Islanders	4-4	T	1-14-6	8	61	FEB. 21		EDMONTON	5-1	L	7-43-11	25
22	NOV. 26	@	Hartford	8-4	L	1-15-6	8	62	FEB. 25	@	Pittsburgh	4-3	L	7-44-11	25
23	NOV. 28		ST. LOUIS	1-1	T	1-15-7	9	63	FEB. 27		PHILADELPHIA	6-3	L	7-45-11	25
24	NOV. 30		CALGARY	4-1	L	1-16-7	9	64	MAR. 1		DETROIT	4-4	T	7-45-12	26
25	DEC. 3		NY RANGERS	4-3	L	1-17-7	9	65	MAR. 4	@	Montreal	9-3	L	7-46-12	26
26	DEC. 4	@	Calgary	3-1	L	1-18-7	9	66	MAR. 5	@	Philadelphia	10-1	L	7-47-12	26
27	DEC. 6	@	St. Louis	5-2	L	1-19-7	9	67	MAR. 7		MONTREAL	4-2	W	8-47-12	28
28	DEC. 10		HARTFORD	8-5	L	1-20-7	9	68	MAR. 8		LOS ANGELES	4-1	L	8-48-12	28
29	DEC. 13	@	Minnesota	4-3	L	1-21-7	9	69	MAR. 11		NY ISLANDERS	6-3	L	8-49-12	28
30	DEC. 14		NY ISLANDERS	5-4	L	1-22-7	9	70	MAR. 13		BUFFALO	5-2	L	8-50-12	28
31	DEC. 16	@	NY Islanders	6-2	L	1-23-7	9	71	MAR. 15		CHICAGO	8-2	L	8-51-12	28
32	DEC. 17	@	NY Rangers	8-2	L	1-24-7	9	72	MAR. 18		COLORADO	4-3	W	9-51-12	30
33	DEC. 20	@	St. Louis	5-2	L	1-25-7	9	73	MAR. 21	@	Detroit	5-4	L	9-52-12	30
34	DEC. 23		COLORADO	5-4	W	2-25-7	11	74	MAR. 22		LOS ANGELES	7-5	L	9-53-12	30
35	DEC. 26		MINNESOTA	5-3	L	2-26-7	11	75	MAR. 27		VANCOUVER	10-2	L	9-54-12	30
36	DEC. 28		DETROIT	4-3	L	2-27-7	11	76	MAR. 29	@	Colorado	2-1	L	9-55-12	30
37	DEC. 31		WASHINGTON	5-3	L	2-28-7	11	77	MAR. 31	@	Los Angeles	7-3	L	9-56-12	30
38	JAN. 2		PHILADELPHIA	4-3	W	3-28-7	13	78	APR. 1	@	Vancouver	4-4	T	9-56-13	31
39	JAN. 5		BOSTON	4-1	L	3-29-7	13	79	APR. 4	@	Edmonton	7-2	L	9-57-13	31
40	JAN. 7	@	Toronto	8-2	W	4-29-7	15	80	APR. 5		ST. LOUIS	5-5	T	9-57-14	32

33-33-14 (80 points), 2nd Norris Division

PLAYER	GP	G	A	PTS	PIM	PLAYER	GP	G	A	PTS	PIM
Dale Hawerchuk	80	45	58	103	47	Ron Wilson	39	3	13	16	49
Morris Lukowich	77	43	49	92	102	Don Spring	78	0	16	16	21
Dave Christian	80	25	51	76	28	Craig Levie	40	4	9	13	48
David Babych	79	19	49	68	92	Moe Mantha	25	0	12	12	28
Paul MacLean	74	36	25	61	106	Bryan Maxwell	45	1	9	10	110
Willy Lindstrom	74	32	27	59	33	Scott Arniel	17	1	8	9	14
Lucien DeBlois	65	25	27	52	87	Serge Savard	47	2	5	7	26
Thomas Steen	73	15	29	44	42	Jimmy Mann	37	3	2	5	79
Bengt Lundholm	66	14	30	44	10	Ed Staniowski	45	0	5	5	4
Normand Dupont	62	13	25	38	22	Barry Legge	38	1	2	3	57
Doug Smail	72	17	18	35	55	Barry Long	5	0	2	2	4
Larry Hopkins	41	10	15	25	22	Doug Soetaert	39	0	2	2	14
Tim Watters	69	2	22	24	97	Dan Geoffrion	1	0	0	0	5
Tim Trimper	74	8	8	16	100	Murray Eaves	2	0	0	0	0

GOALTENDER	GP	MIN	GAA	W-L-T	SO	GA	SA	SV%
Ed Staniowski	45	2643	3.95	20-19-6	1	174	1412	.877
Doug Soetaert	39	2157	4.31	13-14-8	2	155	1184	.869

\* - Acquired during season # - Relocated during season

#	DATE	H/R	OPPONENT	SCORE	RES	RECORD	PTS	#	DATE	H/R	OPPONENT	SCORE	RES	RECORD	PTS
1	OCT. 6		TORONTO	6-1	L	0-1-0	0	41	JAN. 6	@	Hartford	5-3	W	14-19-8	36
2	OCT. 9		NY RANGERS	8-3	W	1-1-0	2	42	JAN. 7	@	Boston	8-6	L	14-20-8	36
3	OCT. 14	@	Edmonton	4-2	W	2-1-0	4	43	JAN. 9	@	Detroit	4-2	W	15-20-8	38
4	OCT. 15	@	Calgary	5-4	W	3-1-0	6	44	JAN. 10		MONTREAL	4-4	T	15-20-9	39
5	OCT. 18		COLORADO	4-3	L	3-2-0	6	45	JAN. 13		PITTSBURGH	6-1	W	16-20-9	41
6	OCT. 21	@	Buffalo	2-2	T	3-2-1	7	46	JAN. 15		NY RANGERS	4-4	T	16-20-10	42
7	OCT. 23		CHICAGO	5-5	T	3-2-2	8	47	JAN. 17		QUEBEC	7-5	L	16-21-10	42
8	OCT. 25		LOS ANGELES	9-4	W	4-2-2	10	48	JAN. 20		WASHINGTON	3-0	W	17-21-10	44
9	OCT. 28	@	Chicago	7-6	L	4-3-2	10	49	JAN. 22		CHICAGO	6-5	W	18-21-10	46
10	OCT. 31	@	Toronto	6-5	W	5-3-2	12	50	JAN. 26	@	Detroit	3-3	T	18-21-11	47
11	NOV. 3	@	Colorado	5-3	W	6-3-2	14	51	JAN. 27	@	Toronto	4-3	W	19-21-11	49
12	NOV. 6		CHICAGO	4-3	W	7-3-2	16	52	JAN. 30	@	Pittsburgh	2-1	L	19-22-11	49
13	NOV. 8	@	Vancouver	5-1	L	7-4-2	16	53	FEB. 2	@	St. Louis	10-6	L	19-23-11	49
14	NOV. 10		NY ISLANDERS	5-3	L	7-5-2	16	54	FEB. 5		CALGARY	6-4	W	20-23-11	51
15	NOV. 11	@	Minnesota	15-2	L	7-6-2	16	55	FEB. 10	@	Buffalo	4-3	L	20-24-11	51
16	NOV. 14	@	Los Angeles	3-2	W	8-6-2	18	56	FEB. 13	@	Montreal	7-3	L	20-25-11	51
17	NOV. 17	@	Calgary	6-4	L	8-7-2	18	57	FEB. 16	@	Quebec	7-3	L	20-26-11	51
18	NOV. 18		MINNESOTA	6-4	L	8-8-2	18	58	FEB. 19		QUEBEC	4-4	T	20-26-12	52
19	NOV. 21	@	St. Louis	1-1	T	8-8-3	19	59	FEB. 21		WASHINGTON	6-3	L	20-27-12	52
20	NOV. 22		ST. LOUIS	5-4	W	9-8-3	21	60	FEB. 24		PHILADELPHIA	6-2	W	21-27-12	54
21	NOV. 25		COLORADO	7-2	W	10-8-3	23	61	FEB. 26		BUFFALO	4-4	T	21-27-13	55
22	NOV. 27		MINNESOTA	5-5	T	10-8-4	24	62	FEB. 28		ST. LOUIS	5-2	W	22-27-13	57
23	NOV. 29		EDMONTON	10-2	L	10-9-4	24	63	MAR. 2	@	Philadelphia	7-6	W	23-27-13	59
24	DEC. 1	@	Philadelphia	2-1	L	10-10-4	24	64	MAR. 3	@	Chicago	4-2	W	24-27-13	61
25	DEC. 2	@	Pittsburgh	4-2	L	10-11-4	24	65	MAR. 5		DETROIT	2-0	W	25-27-13	63
26	DEC. 4	@	Washington	7-3	L	10-12-4	24	66	MAR. 7		VANCOUVER	5-2	W	26-27-13	65
27	DEC. 6		NY ISLANDERS	5-2	W	11-12-4	26	67	MAR. 10	@	Hartford	6-2	L	26-28-13	65
28	DEC. 9	@	Toronto	3-3	T	11-12-5	27	68	MAR. 11	@	Boston	7-4	L	26-29-13	65
29	DEC. 11		MONTREAL	5-5	T	11-12-6	28	69	MAR. 13	@	Toronto	10-2	W	27-29-13	67
30	DEC. 13		DETROIT	2-1	L	11-13-6	28	70	MAR. 16	@	St. Louis	7-3	W	28-29-13	69
31	DEC. 16	@	Chicago	3-3	T	11-13-7	29	71	MAR. 17	@	Minnesota	3-2	W	29-29-13	71
32	DEC. 17	@	Minnesota	4-2	W	12-13-7	31	72	MAR. 20		TORONTO	7-0	W	30-29-13	73
33	DEC. 19		TORONTO	8-4	L	12-14-7	31	73	MAR. 21		DETROIT	8-2	W	31-29-13	75
34	DEC. 20		ST. LOUIS	5-4	W	13-14-7	33	74	MAR. 24		LOS ANGELES	5-3	W	32-29-13	77
35	DEC. 22	@	NY Islanders	5-2	L	13-15-7	33	75	MAR. 26		ST. LOUIS	4-4	T	32-29-14	78
36	DEC. 23	@	NY Rangers	5-2	L	13-16-7	33	76	MAR. 28	@	Vancouver	5-0	L	32-30-14	78
37	DEC. 26		CHICAGO	3-2	L	13-17-7	33	77	MAR. 30	@	Minnesota	7-5	W	33-30-14	80
38	DEC. 27		DETROIT	2-2	T	13-17-8	34	78	MAR. 31	@	Detroit	4-2	L	33-31-14	80
39	DEC. 30		HARTFORD	6-1	L	13-18-8	34	79	APR. 2		MINNESOTA	5-2	L	33-32-14	80
40	JAN. 3		BOSTON	8-5	L	13-19-8	34	80	APR. 4	@	Edmonton	2-1	L	33-33-14	80

33-39-8 (74 points), 4th Smythe Division

PLAYER	GP	G	A	PTS	PIM
Dale Hawerchuk	79	40	51	91	31
Paul MacLean	80	32	44	76	121
Dave Babych	79	13	61	74	56
Thomas Steen	75	26	33	59	60
Lucien DeBlois	79	27	27	54	69
Brian Mullen	80	24	26	50	14
#Willy Lindstrom	63	20	25	45	8
Dave Christian	55	18	26	44	23
Doug Smail	80	15	29	44	32
Morris Lukowich	69	22	21	43	67
Bengt Lundholm	58	14	28	42	16
Normand Dupont	39	7	16	23	6
Tim Watters	77	5	18	23	98
Bryan Maxwell	54	7	13	20	131
Serge Savard	76	4	16	20	29

PLAYER	GP	G	A	PTS	PIM
Scott Arniel	75	13	5	18	46
Don Spring	80	0	16	16	37
Ron Wilson	12	6	3	9	4
Craig Levie	22	4	5	9	31
Moe Mantha	21	2	7	9	6
Murray Eaves	26	2	7	9	2
*Laurie Boschman	12	3	5	8	36
Larry Hopkins	12	3	1	4	4
Wade Campbell	42	1	2	3	50
Ed Staniowski	17	0	1	1	0
Brian Hayward	24	0	1	1	0
Jimmy Mann	40	0	1	1	73
Doug Soetaert	44	0	1	1	10
Jim Kyte	2	0	0	0	0
Tim Trimper	5	0	0	0	0

GOALTENDER	GP	MIN	GAA	W-L-T	SO	GA	SA	SV%
Brian Hayward	24	1440	3.71	10-12-2	1	89	786	.887
Doug Soetaert	44	2533	4.12	19-19-6	0	174	1328	.869
Ed Staniowski	17	827	4.72	4-8-0	1	65	417	.844

\* - Acquired during season # - Relocated during season

#	DATE	H/R	OPPONENT	SCORE	RES	RECORD	PTS	#	DATE	H/R	OPPONENT	SCORE	RES	RECORD	PTS
1	OCT. 6		MINNESOTA	5-4	L	0-1-0	0	41	JAN. 9		PITTSBURGH	4-3	W	18-19-4	40
2	OCT. 9	@	Detroit	8-0	W	1-1-0	2	42	JAN. 11	@	NY Islanders	4-1	L	18-20-4	40
3	OCT. 10	@	Chicago	5-3	W	2-1-0	4	43	JAN. 12	@	NY Rangers	5-5	T	18-20-5	41
4	OCT. 12		LOS ANGELES	5-4	W	3-1-0	6	44	JAN. 14		ST. LOUIS	4-2	L	18-21-5	41
5	OCT. 14	@	St. Louis	5-2	W	4-1-0	8	45	JAN. 16	@	Vancouver	6-4	L	18-22-5	41
6	OCT. 17		CALGARY	5-5	T	4-1-1	9	46	JAN. 19		TORONTO	6-3	W	19-22-5	43
7	OCT. 22		NEW JERSEY	3-1	W	5-1-1	11	47	JAN. 21		NY RANGERS	4-1	W	20-22-5	45
8	OCT. 24		EDMONTON	9-5	W	6-1-1	13	48	JAN. 23	@	Buffalo	5-2	L	20-23-5	45
9	OCT. 27		LOS ANGELES	7-3	W	7-1-1	15	49	JAN. 25	@	Quebec	6-3	L	20-24-5	45
10	OCT. 31		PHILADELPHIA	3-2	L	7-2-1	15	50	JAN. 27	@	Philadelphia	5-2	L	20-25-5	45
11	NOV. 3	@	Edmonton	7-2	L	7-3-1	15	51	JAN. 29	@	Hartford	2-2	T	20-25-6	46
12	NOV. 4	@	Calgary	7-5	L	7-4-1	15	52	JAN. 31	@	Boston	2-2	T	20-25-7	47
13	NOV. 7		CALGARY	7-5	L	7-5-1	15	53	FEB. 2		PHILADELPHIA	6-3	L	20-26-7	47
14	NOV. 13		VANCOUVER	3-2	W	8-5-1	17	54	FEB. 4		PITTSBURGH	6-4	W	21-26-7	49
15	NOV. 14		VANCOUVER	6-5	W	9-5-1	19	55	FEB. 6		MONTREAL	2-0	L	21-27-7	49
16	NOV. 17		BUFFALO	7-2	L	9-6-1	19	56	FEB. 10	@	Montreal	5-3	L	21-28-7	49
17	NOV. 19		WASHINGTON	3-3	T	9-6-2	20	57	FEB. 12	@	Detroit	4-2	W	22-28-7	51
18	NOV. 24		CHICAGO	7-5	L	9-7-2	20	58	FEB. 13	@	Washington	6-1	L	22-29-7	51
19	NOV. 26		EDMONTON	6-5	L	9-8-2	20	59	FEB. 15		VANCOUVER	7-4	W	23-29-7	53
20	NOV. 27	@	Toronto	6-3	W	10-8-2	22	60	FEB. 18		BOSTON	6-5	W	24-29-7	55
21	NOV. 29	@	Montreal	9-4	L	10-9-2	22	61	FEB. 20	@	NY Rangers	9-4	L	24-30-7	55
22	NOV. 30	@	Quebec	8-6	L	10-10-2	22	62	FEB. 22	@	NY Islanders	2-2	T	24-30-8	56
23	DEC. 3		NY ISLANDERS	4-2	W	11-10-2	24	63	FEB. 23	@	Pittsburgh	6-4	L	24-31-8	56
24	DEC. 4	@	Minnesota	4-1	L	11-11-2	24	64	FEB. 25		HARTFORD	5-3	W	25-31-8	58
25	DEC. 6	@	New Jersey	5-3	W	12-11-2	26	65	FEB. 27	@	Edmonton	3-0	L	25-32-8	58
26	DEC. 7	@	Washington	3-3	T	12-11-3	27	66	MAR. 2		VANCOUVER	3-0	L	25-33-8	58
27	DEC. 10		CALGARY	6-4	L	12-12-3	27	67	MAR. 5	@	Vancouver	5-4	L	25-34-8	58
28	DEC. 11		LOS ANGELES	4-3	W	13-12-3	29	68	MAR. 6	@	Vancouver	6-2	L	25-35-8	58
29	DEC. 14	@	St. Louis	4-3	W	14-12-3	31	69	MAR. 9		BUFFALO	6-0	W	26-35-8	60
30	DEC. 15	@	Chicago	10-3	L	14-13-3	31	70	MAR. 10	@	Calgary	6-3	L	26-36-8	60
31	DEC. 17		HARTFORD	2-0	L	14-14-3	31	71	MAR. 13	@	Los Angeles	6-5	W	27-36-8	62
32	DEC. 19		NEW JERSEY	3-2	L	14-15-3	31	72	MAR. 15	@	Los Angeles	4-3	L	27-37-8	62
33	DEC. 21	@	Los Angeles	4-2	W	15-15-3	33	73	MAR. 18		TORONTO	7-3	W	28-37-8	64
34	DEC. 26		MINNESOTA	3-2	L	15-16-3	33	74	MAR. 20		QUEBEC	3-2	W	29-37-8	66
35	DEC. 28	@	Vancouver	4-4	T	15-16-4	34	75	MAR. 23		EDMONTON	7-4	W	30-37-8	68
36	DEC. 29	@	Los Angeles	4-3	W	16-16-4	36	76	MAR. 26	@	Calgary	5-2	W	31-37-8	70
37	JAN. 1	@	Edmonton	5-3	L	16-17-4	36	77	MAR. 27		CALGARY	4-3	L	31-38-8	70
38	JAN. 2		BOSTON	6-4	W	17-17-4	38	78	MAR. 30		LOS ANGELES	10-5	W	32-38-8	72
39	JAN. 5		EDMONTON	8-3	L	17-18-4	38	79	APR. 1	@	Edmonton	7-2	L	32-39-8	72
40	JAN. 6	@	Calgary	5-1	L	17-19-4	38	80	APR. 3		DETROIT	8-3	W	33-39-8	74

31-38-11 (73 points), 4th Smythe Division

PLAYER	GP	G	A	PTS	PIM	PLAYER	GP	G	A	PTS	PIM
Dale Hawerchuk	80	37	65	102	73	*Jordy Douglas	17	4	2	6	8
Lucien DeBlois	80	34	45	79	50	Don Spring	21	0	4	4	4
Laurie Boschman	61	28	46	74	234	Jim Kyte	58	1	2	3	55
Paul MacLean	76	40	31	71	155	#Bryan Maxwell	3	0	3	3	27
Thomas Steen	78	20	45	65	69	*Randy Carlyle	5	0	3	3	2
Brian Mullen	75	21	41	62	28	Doug Soetaert	47	0	3	3	14
Dave Babych	66	18	39	57	62	Jyrki Seppa	13	0	2	2	6
Scott Arniel	80	21	35	56	68	#Ed Staniowski	1	0	1	1	0
Morris Lukowich	80	30	25	55	71	Mike Lauen	3	0	1	1	0
Moe Mantha	72	16	38	54	67	#Jimmy Mann	16	0	1	1	54
Doug Smail	66	20	17	37	62	Brian Hayward	28	0	1	1	2
Tim Young	44	15	19	34	25	Bobby Dollas	1	0	0	0	0
Andrew McBain	78	11	19	30	37	Murray Eaves	2	0	0	0	0
Tim Watters	74	3	20	23	169	Tim Trimper	5	0	0	0	0
*Robert Picard	62	6	16	22	34	Marc Behrend	6	0	0	0	0
Wade Campbell	79	7	14	21	147	*Mike Veisor	8	0	0	0	0
Bengt Lundholm	57	5	14	19	20	John Gibson	11	0	0	0	14
Ron Wilson	51	3	12	15	12						

GOALTENDER	GP	MIN	GAA	W-L-T	SO	GA	SA	SV%
*Mike Veisor	8	420	3.71	4-1-2	0	26	172	.849
Doug Soetaert	47	2539	4.30	18-15-7	0	182	1385	.869
Brian Hayward	28	1530	4.86	7-18-2	0	124	860	.856
Marc Behrend	6	351	5.47	2-4-0	0	32	184	.826
#Ed Staniowski	1	40	12.00	0-0-0	0	8	20	.600

\* - Acquired during season # - Relocated during season

#	DATE	H/R	OPPONENT	SCORE	RES	RECORD	PTS	#	DATE	H/R	OPPONENT	SCORE	RES	RECORD	PTS
1	OCT. 5		DETROIT	6-6	T	0-0-1	0	41	JAN. 8		HARTFORD	4-3	W	15-21-5	35
2	OCT. 7		EDMONTON	8-6	L	0-1-1	1	42	JAN. 11	@	Calgary	9-5	L	15-22-5	35
3	OCT. 9		CALGARY	1-1	T	0-1-2	2	43	JAN. 13		LOS ANGELES	7-7	T	15-22-6	36
4	OCT. 12	@	Pittsburgh	4-3	W	1-1-2	4	44	JAN. 15		LOS ANGELES	4-4	T	15-22-7	37
5	OCT. 13	@	Philadelphia	4-3	L	1-2-2	4	45	JAN. 17	@	Washington	8-3	L	15-23-7	37
6	OCT. 15	@	Minnesota	2-1	L	1-3-2	4	46	JAN. 18	@	Pittsburgh	5-4	W	16-23-7	39
7	OCT. 19		MONTREAL	12-2	L	1-4-2	4	47	JAN. 20		VANCOUVER	6-6	T	16-23-8	40
8	OCT. 23	@	Buffalo	5-2	L	1-5-2	4	48	JAN. 22		VANCOUVER	6-4	W	17-23-8	42
9	OCT. 25	@	NY Islanders	4-2	W	2-5-2	6	49	JAN. 24	@	Quebec	5-3	W	18-23-8	44
10	OCT. 26	@	NY Rangers	7-5	W	3-5-2	8	50	JAN. 26	@	Hartford	6-2	W	19-23-8	46
11	OCT. 28	@	Calgary	7-1	L	3-6-2	8	51	JAN. 28	@	Boston	5-2	L	19-24-8	46
12	OCT. 30		WASHINGTON	7-3	L	3-7-2	8	52	FEB. 3		CHICAGO	7-3	W	20-24-8	48
13	NOV. 2		PITTSBURGH	6-3	L	3-8-2	8	53	FEB. 5		MONTREAL	2-2	T	20-24-9	49
14	NOV. 4		TORONTO	8-2	W	4-8-2	10	54	FEB. 8		NY RANGERS	3-1	L	20-25-9	49
15	NOV. 6		EDMONTON	8-5	L	4-9-2	10	55	FEB. 12		DETROIT	2-2	T	20-25-10	50
16	NOV. 9	@	Vancouver	7-2	W	5-9-2	12	56	FEB. 15	@	Edmonton	7-4	L	20-26-10	50
17	NOV. 11	@	Vancouver	4-2	L	5-10-2	12	57	FEB. 17		QUEBEC	6-3	L	20-27-10	50
18	NOV. 13		PHILADELPHIA	3-2	W	6-10-2	14	58	FEB. 19		WASHINGTON	4-3	W	21-27-10	52
19	NOV. 16		BUFFALO	6-5	L	6-11-2	14	59	FEB. 22	@	New Jersey	8-5	W	22-27-10	54
20	NOV. 19	@	Minnesota	8-7	L	6-12-2	14	60	FEB. 23	@	Montreal	5-3	W	23-27-10	56
21	NOV. 21	@	Edmonton	7-6	L	6-13-2	14	61	FEB. 25		BOSTON	5-2	W	24-27-10	58
22	NOV. 23		VANCOUVER	4-1	L	6-14-2	14	62	FEB. 27		EDMONTON	6-5	L	24-28-10	58
23	NOV. 24	@	Calgary	4-4	T	6-14-3	15	63	FEB. 29		NY ISLANDERS	4-3	L	24-29-10	58
24	NOV. 29	@	Los Angeles	6-5	W	7-14-3	17	64	MAR. 3	@	Detroit	6-1	L	24-30-10	58
25	DEC. 1	@	Los Angeles	6-5	W	8-14-3	19	65	MAR. 6	@	Los Angeles	7-3	W	25-30-10	60
26	DEC. 4		LOS ANGELES	7-5	W	9-14-3	21	66	MAR. 7	@	Vancouver	4-3	L	25-31-10	60
27	DEC. 7	@	New Jersey	6-3	L	9-15-3	21	67	MAR. 9		NY RANGERS	6-5	L	25-32-10	60
28	DEC. 10	@	Hartford	5-5	T	9-15-4	22	68	MAR. 11		QUEBEC	6-5	W	26-32-10	62
29	DEC. 11	@	Boston	4-2	L	9-16-4	22	69	MAR. 12	@	Toronto	8-7	W	27-32-10	64
30	DEC. 14	@	Toronto	8-4	W	10-16-4	24	70	MAR. 14		CHICAGO	6-4	W	28-32-10	66
31	DEC. 16		NEW JERSEY	4-1	W	11-16-4	26	71	MAR. 16		LOS ANGELES	5-4	W	29-32-10	68
32	DEC. 18		EDMONTON	7-5	L	11-17-4	26	72	MAR. 18		CALGARY	4-3	L	29-33-10	68
33	DEC. 19	@	Calgary	7-6	L	11-18-4	26	73	MAR. 20	@	St. Louis	9-3	L	29-34-10	68
34	DEC. 21	@	Edmonton	7-4	L	11-19-4	26	74	MAR. 21	@	Chicago	6-2	L	29-35-10	68
35	DEC. 23		ST. LOUIS	6-3	W	12-19-4	28	75	MAR. 23		VANCOUVER	4-3	L	29-36-10	68
36	DEC. 26		MINNESOTA	5-1	W	13-19-4	30	76	MAR. 25	@	Edmonton	3-2	L	29-37-10	68
37	DEC. 30		NY ISLANDERS	4-3	W	14-19-4	32	77	MAR. 27	@	Los Angeles	3-3	T	29-37-11	69
38	JAN. 1		CALGARY	3-3	T	14-19-5	33	78	MAR. 28	@	Vancouver	5-1	L	29-38-11	69
39	JAN. 4	@	Buffalo	9-4	L	14-20-5	33	79	MAR. 30		ST. LOUIS	2-1	W	30-38-11	71
40	JAN. 5	@	Philadelphia	7-6	L	14-21-5	33	80	APR. 1		CALGARY	3-2	W	31-38-11	73

43-27-10 (96 points), 2nd Smythe Division

PLAYER	GP	G	A	PTS	PIM
Dale Hawerchuk	80	53	77	130	74
Paul MacLean	79	41	60	101	119
Thomas Steen	79	30	54	84	80
Laurie Boschman	80	32	44	76	180
Brian Mullen	69	32	39	71	32
Doug Smail	80	31	35	66	45
Dave Babych	78	13	49	62	78
Randy Carlyle	71	13	38	51	98
Scott Arniel	79	22	22	44	81
Perry Turnbull	66	22	21	43	130
Dave Ellett	80	11	27	38	85
Robert Picard	78	12	22	34	107
Bengt Lundholm	78	12	18	30	20
Andrew McBain	77	7	15	22	45
Tim Watters	63	2	20	22	74

PLAYER	GP	G	A	PTS	PIM
Ron Wilson	75	10	9	19	31
*Jim Nill	20	8	8	16	38
#Morris Lukowich	47	5	9	14	31
Wade Campbell	40	1	6	7	21
Brian Hayward	61	0	4	4	10
Murray Eaves	3	0	3	3	0
Jim Kyte	71	0	3	3	111
Jordy Douglas	7	0	2	2	0
Paul Pooley	12	0	2	2	0
Tom Martin	8	1	0	1	42
Mark Holden	4	0	1	1	0
Peter Taglianetti	1	0	0	0	0
Dan McFall	2	0	0	0	0
Bobby Dollas	9	0	0	0	0
Marc Behrend	23	0	0	0	0

GOALTENDER	GP	MIN	GAA	W-L-T	SO	GA	SA	SV%
Brian Hayward	61	3481	3.86	33-17-8	0	224	1814	.877
Mark Holden	4	213	4.23	2-0-0	0	15	104	.856
Marc Behrend	23	1173	4.45	8-10-2	1	87	624	.861

\* - Acquired during season # - Relocated during season

#	DATE	H/R	OPPONENT	SCORE	RES	RECORD	PTS
1	OCT. 14		TORONTO	5-2	W	1-0-0	2
2	OCT. 17	@	Calgary	7-4	L	1-1-0	2
3	OCT. 19		EDMONTON	7-4	L	1-2-0	2
4	OCT. 21		BOSTON	3-2	W	2-2-0	4
5	OCT. 24		HARTFORD	8-4	W	3-2-0	6
6	OCT. 27		LOS ANGELES	2-2	T	3-2-1	7
7	OCT. 29		LOS ANGELES	5-3	L	3-3-1	7
8	NOV. 1	@	PHILADELPHIA	7-4	W	4-3-1	9
9	NOV. 2	@	Detroit	3-3	T	4-3-2	10
10	NOV. 4		EDMONTON	2-1	L	4-4-2	10
11	NOV. 6	@	Quebec	5-3	L	4-5-2	10
12	NOV. 7	@	Hartford	3-0	W	5-5-2	12
13	NOV. 9		VANCOUVER	7-5	W	6-5-2	14
14	NOV. 11		BUFFALO	3-2	W	7-5-2	16
15	NOV. 14		PITTSBURGH	4-3	L	7-6-2	16
16	NOV. 16		CALGARY	6-2	L	7-7-2	16
17	NOV. 17	@	Toronto	5-3	W	8-7-2	18
18	NOV. 21	@	Edmonton	7-5	L	8-8-2	18
19	NOV. 23	@	Vancouver	5-1	W	9-8-2	20
20	NOV. 24	@	Los Angeles	9-5	W	10-8-2	22
21	NOV. 27	@	Los Angeles	5-3	W	11-8-2	24
22	NOV. 30		NY ISLANDERS	5-2	L	11-9-2	24
23	DEC. 2		CALGARY	8-6	W	12-9-2	26
24	DEC. 4	@	St. Louis	2-2	T	12-9-3	27
25	DEC. 7	@	Washington	7-5	W	13-9-3	29
26	DEC. 9		MINNESOTA	4-2	W	14-9-3	31
27	DEC. 11		PHILADELPHIA	5-4	W	15-9-3	33
28	DEC. 12	@	Calgary	9-2	L	15-10-3	33
29	DEC. 14		TORONTO	6-4	W	16-10-3	35
30	DEC. 16		DETROIT	5-2	W	17-10-3	37
31	DEC. 18	@	NY Islanders	7-4	L	17-11-3	37
32	DEC. 19	@	NY Rangers	5-4	W	18-11-3	39
33	DEC. 22		LOS ANGELES	6-2	W	19-11-3	41
34	DEC. 23		LOS ANGELES	4-4	T	19-11-4	42
35	DEC. 26	@	Minnesota	4-0	L	19-12-4	42
36	DEC. 28	@	Buffalo	4-0	L	19-13-4	42
37	DEC. 30		BOSTON	5-3	L	19-14-4	42
38	JAN. 1		CALGARY	5-3	L	19-15-4	42
39	JAN. 4	@	Edmonton	7-4	L	19-16-4	42
40	JAN. 6		EDMONTON	7-2	L	19-17-4	42
41	JAN. 9		NY RANGERS	6-5	W	20-17-4	44
42	JAN. 12	@	Los Angeles	6-4	L	20-18-4	44
43	JAN. 13	@	Los Angeles	6-5	W	21-18-4	46
44	JAN. 16	@	Chicago	6-3	L	21-19-4	46
45	JAN. 18		ST. LOUIS	6-2	L	21-20-4	46
46	JAN. 19	@	Detroit	8-5	W	22-20-4	48
47	JAN. 21		PITTSBURGH	7-6	W	23-20-4	50
48	JAN. 23	@	Vancouver	6-4	W	24-20-4	52
49	JAN. 25	@	Vancouver	7-4	L	24-21-4	52
50	JAN. 27		PHILADELPHIA	6-2	W	25-21-4	54
51	JAN. 29	@	St. Louis	6-6	T	25-21-5	55
52	JAN. 30	@	Chicago	6-3	W	26-21-5	57
53	FEB. 2	@	Boston	4-3	W	27-21-5	59
54	FEB. 3	@	Washington	6-2	L	27-22-5	59
55	FEB. 6		EDMONTON	6-2	W	28-22-5	61
56	FEB. 8		VANCOUVER	5-5	T	28-22-6	62
57	FEB. 10		VANCOUVER	5-3	L	28-23-6	62
58	FEB. 13		WASHINGTON	5-3	W	29-23-6	64
59	FEB. 16	@	Calgary	8-4	L	29-24-6	64
60	FEB. 17		NEW JERSEY	2-2	T	29-24-7	65
61	FEB. 19		HARTFORD	6-2	L	29-25-7	65
62	FEB. 21	@	NY Islanders	3-2	W	30-25-7	67
63	FEB. 23	@	Montreal	6-4	L	30-26-7	67
64	FEB. 25	@	NY Rangers	12-5	W	31-26-7	69
65	FEB. 27	@	Pittsburgh	6-4	W	32-26-7	71
66	MAR. 3	@	Edmonton	6-3	W	33-26-7	73
67	MAR. 6		MONTREAL	4-2	L	33-27-7	73
68	MAR. 8		QUEBEC	6-3	W	34-27-7	75
69	MAR. 10		NEW JERSEY	7-1	W	35-27-7	77
70	MAR. 12	@	New Jersey	6-3	W	36-27-7	79
71	MAR. 14	@	Montreal	4-1	W	37-27-7	81
72	MAR. 15	@	Quebec	3-2	W	38-27-7	83
73	MAR. 17		BUFFALO	5-3	W	39-27-7	85
74	MAR. 20		MINNESOTA	5-2	W	40-27-7	87
75	MAR. 23		VANCOUVER	6-4	W	41-27-7	89
76	MAR. 27	@	Vancouver	5-3	W	42-27-7	91
77	MAR. 29		CHICAGO	5-5	T	42-27-8	92
78	MAR. 31		CALGARY	4-4	T	42-27-9	93
79	APR. 6	@	Edmonton	6-5	W	43-27-9	95
80	APR. 7	@	Calgary	4-4	T	43-27-10	96



26-47-7 (59 points), 3rd Smythe Division

PLAYER	GP	G	A	PTS	PIM
Dale Hawerchuk	80	46	59	105	44
Laurie Boschman	77	27	42	69	241
Thomas Steen	78	17	47	64	76
Brian Mullen	79	28	34	62	38
Paul MacLean	69	27	29	56	74
Perry Turnbull	80	20	31	51	183
Randy Carlyle	68	16	33	49	93
*Ray Neufeld	60	20	28	48	62
Dave Ellett	80	15	31	46	96
Scott Arniel	80	18	25	43	40
Doug Smail	73	16	26	42	32
*Mario Marois	56	4	28	32	110
#Dave Babych	19	4	12	16	14
Tim Watters	56	6	8	14	97
Jim Nill	61	6	8	14	75
Ron Wilson	54	6	7	13	16
*Bill Derlago	27	5	5	10	6
Bengt Lundholm	16	3	5	8	6

PLAYER	GP	G	A	PTS	PIM
#Robert Picard	20	2	5	7	17
Andrew McBain	28	3	3	6	17
Dave Silk	32	2	4	6	63
Bobby Dollas	46	0	5	5	66
Jim Kyte	71	1	3	4	126
Anssi Melametsa	27	0	3	3	2
Brian Hayward	52	0	2	2	25
Ryan Stewart	3	1	0	1	0
Murray Eaves	4	1	0	1	0
Brad Berry	13	1	0	1	10
Paul Pooley	3	0	1	1	0
Dan McFall	7	0	1	1	0
#Wade Campbell	24	0	1	1	27
Dan Bouchard	32	0	1	1	38
Tom Martin	5	0	0	0	0
Marc Behrend	9	0	0	0	0
Peter Douris	11	0	0	0	0
Peter Taglianetti	18	0	0	0	48

GOALTENDER	GP	MIN	GAA	W-L-T	SO	GA	SA	SV%
Dan Bouchard	32	1696	3.79	11-14-2	2	107	790	.865
Brian Hayward	52	2721	4.79	13-28-5	0	217	1373	.842
Marc Behrend	9	422	5.83	2-5-0	0	41	220	.814

\* - Acquired during season # - Relocated during season

#	DATE	H/R	OPPONENT	SCORE	RES	RECORD	PTS	#	DATE	H/R	OPPONENT	SCORE	RES	RECORD	PTS
1	OCT. 10	@	Edmonton	4-3	L	0-1-0	0	41	JAN. 3		MONTREAL	7-3	L	12-25-4	28
2	OCT. 11	@	Calgary	8-3	L	0-2-0	0	42	JAN. 5		VANCOUVER	4-0	W	13-25-4	30
3	OCT. 13		QUEBEC	5-2	L	0-3-0	0	43	JAN. 7		VANCOUVER	2-2	T	13-25-5	31
4	OCT. 16	@	Detroit	4-3	W	1-3-0	2	44	JAN. 11	@	Boston	8-4	L	13-26-5	31
5	OCT. 19	@	Toronto	4-3	W	2-3-0	4	45	JAN. 14	@	Quebec	5-4	W	14-26-5	33
6	OCT. 20		CALGARY	8-5	W	3-3-0	6	46	JAN. 15	@	Montreal	4-0	L	14-27-5	33
7	OCT. 23		EDMONTON	9-3	W	4-3-0	8	47	JAN. 17		CHICAGO	5-1	W	15-27-5	35
8	OCT. 25		WASHINGTON	7-7	T	4-3-1	9	48	JAN. 19		BOSTON	2-1	L	15-28-5	35
9	OCT. 27		DETROIT	5-3	W	5-3-1	11	49	JAN. 22	@	Buffalo	6-3	L	15-29-5	35
10	OCT. 30	@	Edmonton	7-3	L	5-4-1	11	50	JAN. 23	@	Boston	7-5	L	15-30-5	35
11	NOV. 2	@	Minnesota	3-1	W	6-4-1	13	51	JAN. 25	@	Hartford	7-2	L	15-31-5	35
12	NOV. 3		ST. LOUIS	4-3	L	6-5-1	13	52	JAN. 29		BUFFALO	5-3	W	16-31-5	37
13	NOV. 6	@	Buffalo	7-3	L	6-6-1	13	53	FEB. 1		LOS ANGELES	9-6	L	16-32-5	37
14	NOV. 8		NY RANGERS	7-3	L	6-7-1	13	54	FEB. 2		LOS ANGELES	6-3	W	17-32-5	39
15	NOV. 9		VANCOUVER	7-2	L	6-8-1	13	55	FEB. 7	@	Vancouver	5-2	L	17-33-5	39
16	NOV. 13	@	Calgary	3-3	T	6-8-2	14	56	FEB. 9	@	Vancouver	3-3	T	17-33-6	40
17	NOV. 15		NEW JERSEY	5-3	W	7-8-2	16	57	FEB. 12	@	Calgary	4-2	L	17-34-6	40
18	NOV. 17		CALGARY	5-4	L	7-9-2	16	58	FEB. 14		HARTFORD	5-4	W	18-34-6	42
19	NOV. 20		ST. LOUIS	3-1	W	8-9-2	18	59	FEB. 17	@	Philadelphia	8-4	L	18-35-6	42
20	NOV. 22	@	Pittsburgh	8-1	L	8-10-2	18	60	FEB. 19	@	Pittsburgh	5-2	L	18-36-6	42
21	NOV. 23	@	Hartford	8-1	L	8-11-2	18	61	FEB. 21		CHICAGO	5-2	L	18-37-6	42
22	NOV. 26	@	New Jersey	4-3	L	8-12-2	18	62	FEB. 23		QUEBEC	4-2	W	19-37-6	44
23	NOV. 27	@	Philadelphia	6-1	L	8-13-2	18	63	FEB. 26		EDMONTON	8-2	L	19-38-6	44
24	NOV. 29		NY ISLANDERS	4-1	L	8-14-2	18	64	FEB. 28		NY ISLANDERS	6-3	L	19-39-6	44
25	DEC. 1		PHILADELPHIA	2-1	W	9-14-2	20	65	MAR. 2	@	New Jersey	6-4	L	19-40-6	44
26	DEC. 3	@	NY Islanders	4-4	T	9-14-3	21	66	MAR. 3	@	Toronto	6-1	L	19-41-6	44
27	DEC. 4	@	NY Rangers	7-4	L	9-15-3	21	67	MAR. 5		NY RANGERS	4-1	W	20-41-6	46
28	DEC. 7		LOS ANGELES	3-2	L	9-16-3	21	68	MAR. 8	@	Minnesota	4-2	W	21-41-6	48
29	DEC. 8		LOS ANGELES	4-1	L	9-17-3	21	69	MAR. 9		PITTSBURGH	5-3	W	22-41-6	50
30	DEC. 11	@	Vancouver	6-3	W	10-17-3	23	70	MAR. 12		EDMONTON	8-5	L	22-42-6	50
31	DEC. 13		EDMONTON	6-3	L	10-18-3	23	71	MAR. 16		DETROIT	6-0	W	23-42-6	52
32	DEC. 15		TORONTO	3-3	T	10-18-4	24	72	MAR. 18	@	Edmonton	6-2	L	23-43-6	52
33	DEC. 17	@	St. Louis	8-6	L	10-19-4	24	73	MAR. 19		MONTREAL	6-4	W	24-43-6	54
34	DEC. 18	@	Chicago	5-4	L	10-20-4	24	74	MAR. 21	@	Washington	5-3	L	24-44-6	54
35	DEC. 20		WASHINGTON	7-4	W	11-20-4	26	75	MAR. 23		CALGARY	7-4	L	24-45-6	54
36	DEC. 22	@	Edmonton	7-5	W	12-20-4	28	76	MAR. 24		VANCOUVER	8-4	W	25-45-6	56
37	DEC. 23	@	Vancouver	5-3	L	12-21-4	28	77	MAR. 28	@	Calgary	6-3	L	25-46-6	56
38	DEC. 26		MINNESOTA	6-5	L	12-22-4	28	78	MAR. 31	@	Los Angeles	5-2	W	26-46-6	56
39	DEC. 28	@	Los Angeles	5-4	L	12-23-4	28	79	APR. 2	@	Los Angeles	4-4	T	26-46-7	59
40	DEC. 30	@	Los Angeles	4-2	L	12-24-4	28	80	APR. 6		CALGARY	6-4	L	26-47-7	59

40-32-8 (88 points), 3rd Smythe Division

PLAYER	GP	G	A	PTS	PIM	PLAYER	GP	G	A	PTS	PIM
Dale Hawerchuk	80	47	53	100	52	#Bill Derlago	30	3	6	9	12
Paul MacLean	72	32	42	74	75	Hannu Jarvenpaa	20	1	8	9	8
Brian Mullen	69	19	32	51	20	Jim Nill	36	3	4	7	52
Thomes Steen	75	17	33	50	59	Perry Turnbull	26	1	5	6	44
Gilles Hamel	79	27	21	48	24	*Steve Rooney	30	2	3	5	57
Dave Ellett	78	13	31	44	53	Iain Duncan	6	1	2	3	0
Mario Marois	79	4	40	44	106	Brad Jones	4	1	0	1	0
Doug Smail	78	25	18	43	36	Tom Martin	11	1	0	1	49
Randy Carlyle	71	16	26	42	93	Craig Endean	2	0	1	1	0
Laurie Boschman	80	17	24	41	152	Joel Baillargeon	11	0	1	1	15
Ray Neufeld	80	18	18	36	105	Randy Gilhen	2	0	0	0	0
Fredrik Olausson	72	7	29	36	26	Peter Taglianetti	3	0	0	0	12
Andrew McBain	71	11	21	32	106	Peter Douris	6	0	0	0	0
Tim Watters	63	3	13	16	119	Steve Penney	7	0	0	0	7
Ron Wilson	80	3	13	16	13	Daniel Berthiaume	31	0	0	0	2
Jim Kyte	72	5	5	10	162	Eldon Reddick	48	0	0	0	8
Brad Berry	52	2	8	10	60						

GOALTENDER	GP	MIN	GAA	W-L-T	SO	GA	SA	SV%
Daniel Berthiaume	31	1758	3.17	18-7-3	2<	93	810	.885
Eldon Reddick	48	2762	3.24	21-21-4	1<	149	1256	.881
Steve Penney	7	327	4.59	1-4-1	0	25	134	.813

\* - Acquired during season # - Relocated during season <- Daniel Berthiaume and Eldon Reddick shared one shutout

#	DATE	H/R	OPPONENT	SCORE	RES	RECORD	PTS	#	DATE	H/R	OPPONENT	SCORE	RES	RECORD	PTS
1	OCT. 9		BUFFALO	3-2	W	1-0-0	2	41	JAN. 9		HARTFORD	3-0	W	20-17-4	44
2	OCT. 12		EDMONTON	5-3	W	2-0-0	4	42	JAN. 10	@	Detroit	5-2	W	21-17-4	46
3	OCT. 14		BOSTON	2-1	L	2-1-0	4	43	JAN. 13	@	Washington	3-2	W	22-17-4	48
4	OCT. 16	@	Hartford	4-4	T	2-1-1	5	44	JAN. 14	@	Pittsburgh	4-3	W	23-17-4	50
5	OCT. 18	@	Montreal	5-3	L	2-2-1	5	45	JAN. 16	@	New Jersey	5-4	W	24-17-4	52
6	OCT. 19	@	Philadelphia	3-1	L	2-3-1	5	46	JAN. 18		MINNESOTA	5-3	W	25-17-4	54
7	OCT. 24		CALGARY	5-2	W	3-3-1	7	47	JAN. 19		VANCOUVER	5-4	W	26-17-4	56
8	OCT. 26		CHICAGO	8-4	L	3-4-1	7	48	JAN. 21		EDMONTON	5-3	L	26-18-4	56
9	OCT. 29		CALGARY	6-2	W	4-4-1	9	49	JAN. 23		TORONTO	7-5	W	27-18-4	58
10	NOV. 1	@	NY Islanders	7-4	L	4-5-1	9	50	JAN. 27	@	NY Islanders	2-2	T	27-18-5	59
11	NOV. 2	@	NY Rangers	5-4	W	5-5-1	11	51	JAN. 28	@	NY Rangers	2-1	W	28-18-5	61
12	NOV. 4	@	Quebec	6-3	W	6-5-1	13	52	JAN. 31	@	Boston	6-3	L	28-19-5	61
13	NOV. 7		ST. LOUIS	2-0	W	7-5-1	15	53	FEB. 1	@	Washington	6-4	L	28-20-5	61
14	NOV. 9		NEW JERSEY	8-1	W	8-5-1	17	54	FEB. 4		PHILADELPHIA	5-3	W	29-20-5	63
15	NOV. 11	@	Los Angeles	4-3	L	8-6-1	17	55	FEB. 6		LOS ANGELES	6-1	W	30-20-5	65
16	NOV. 13	@	Los Angeles	6-5	W	9-6-1	19	56	FEB. 8		LOS ANGELES	3-1	W	31-20-5	67
17	NOV. 14	@	Vancouver	3-2	W	10-6-1	21	57	FEB. 14	@	Montreal	5-2	L	31-21-5	67
18	NOV. 16		NY ISLANDERS	3-1	W	11-6-1	23	58	FEB. 17	@	Quebec	3-3	T	31-21-6	68
19	NOV. 18		PITTSBURGH	3-1	W	12-6-1	25	59	FEB. 18	@	Detroit	5-2	L	31-22-6	68
20	NOV. 21		LOS ANGELES	4-1	L	12-7-1	25	60	FEB. 20		BOSTON	6-2	W	32-22-6	70
21	NOV. 23		LOS ANGELES	3-2	W	13-7-1	27	61	FEB. 22		EDMONTON	5-2	W	33-22-6	72
22	NOV. 26	@	Edmonton	4-3	L	13-8-1	27	62	FEB. 24	@	Los Angeles	8-3	L	33-23-6	72
23	NOV. 27	@	Calgary	4-3	W	14-8-1	29	63	FEB. 26	@	Los Angeles	4-3	W	34-23-6	74
24	NOV. 29	@	Vancouver	6-3	W	15-8-1	31	64	FEB. 28	@	Calgary	5-3	L	34-24-6	74
25	DEC. 3		WASHINGTON	3-3	T	15-8-2	32	65	MAR. 1		CALGARY	6-3	W	35-24-6	76
26	DEC. 5		NY RANGERS	6-3	L	15-9-2	32	66	MAR. 4	@	Chicago	3-2	L	35-25-6	76
27	DEC. 7		VANCOUVER	3-1	L	15-10-2	32	67	MAR. 5	@	St. Louis	1-1	T	35-25-7	77
28	DEC. 10		EDMONTON	7-4	L	15-11-2	32	68	MAR. 8		PITTSBURGH	5-3	L	35-26-7	77
29	DEC. 12	@	Edmonton	6-1	L	15-12-2	32	69	MAR. 11		MONTREAL	2-1	W	36-26-7	79
30	DEC. 14		PHILADELPHIA	4-1	L	15-13-2	32	70	MAR. 13		HARTFORD	3-0	L	36-27-7	79
31	DEC. 17	@	Chicago	5-1	L	15-14-2	32	71	MAR. 15		DETROIT	1-1	T	36-27-8	80
32	DEC. 18	@	St. Louis	3-3	T	15-14-3	33	72	MAR. 18		NEW JERSEY	4-3	W	37-27-8	82
33	DEC. 21		QUEBEC	4-4	T	15-14-4	34	73	MAR. 20	@	Vancouver	6-5	L	37-28-8	82
34	DEC. 23	@	Edmonton	2-1	W	16-14-4	36	74	MAR. 22		VANCOUVER	3-2	W	38-28-8	84
35	DEC. 26	@	Minnesota	4-2	L	16-15-4	36	75	MAR. 25		CALGARY	10-1	W	39-28-8	86
36	DEC. 28		MINNESOTA	5-4	W	17-15-4	38	76	MAR. 26	@	Calgary	3-1	L	39-29-8	86
37	DEC. 31	@	Toronto	6-1	L	17-16-4	38	77	MAR. 29		TORONTO	6-2	L	39-30-8	86
38	JAN. 2	@	Buffalo	6-3	W	18-16-4	40	78	MAR. 31	@	Edmonton	5-4	L	39-31-8	86
39	JAN. 4		VANCOUVER	4-2	W	19-16-4	42	79	APR. 3	@	Vancouver	6-4	L	39-32-8	86
40	JAN. 7		BUFFALO	4-2	L	19-17-4	42	80	APR. 5	@	Calgary	3-1	W	40-32-8	88

33-36-11 (77 points), 3rd Smythe Division

PLAYER	GP	G	A	PTS	PIM
Dale Hawerchuk	80	44	77	121	59
Paul MacLean	77	40	39	79	76
Andrew McBain	74	32	31	63	145
Randy Carlyle	78	15	44	59	210
Dave Ellett	68	13	45	58	106
Thomas Steen	76	16	38	54	53
Mario Marois	79	7	44	51	111
Laurie Boschman	80	25	23	48	227
Iain Duncan	62	19	23	42	73
Ray Neufeld	78	18	18	36	167
Doug Smail	71	15	16	31	34
Peter Taglianetti	70	6	17	23	182
Gilles Hamel	63	8	11	19	35
Hannu Jarvenpaa	41	6	11	17	34
Fredrik Olausson	38	5	10	15	18
Steve Rooney	56	7	6	13	217
Ron Wilson	69	5	8	13	28
*Mark Kumpel	32	4	4	8	19

PLAYER	GP	G	A	PTS	PIM
Brad Jones	19	2	5	7	15
Brad Berry	48	0	6	6	75
Randy Gilhen	13	3	2	5	15
Pat Elynuik	13	1	3	4	12
Jim Kyte	51	1	3	4	128
Peter Douris	4	0	2	2	0
Daniel Berthiaume	56	0	2	2	12
Joel Baillargeon	4	0	1	1	12
#Jim Nill	24	0	1	1	44
Todd Fliche	2	0	0	0	2
Alfie Turcotte	3	0	0	0	0
Guy Gosselin	5	0	0	0	6
*Paul Boutilier	6	0	0	0	6
Steve Penney	8	0	0	0	0
Dwight Schofield	18	0	0	0	33
Eldon Reddick	28	0	0	0	6
Tim Watters	36	0	0	0	106

GOALTENDER	GP	MIN	GAA	W-L-T	SO	GA	SA	SV%
Daniel Berthiaume	56	3010	3.51	22-19-7	2	176	1489	.882
Eldon Reddick	28	1487	4.12	9-13-3	0	102	712	.857
Steve Penney	8	385	4.68	2-4-1	0	30	186	.839

\* - Acquired during season # - Relocated during season

#	DATE	H/R	OPPONENT	SCORE	RES	RECORD	PTS	#	DATE	H/R	OPPONENT	SCORE	RES	RECORD	PTS
1	OCT. 10	@	Calgary	5-1	W	1-0-0	2	41	JAN. 12	@	Vancouver	5-3	W	18-18-5	41
2	OCT. 12		CALGARY	3-2	W	2-0-0	4	42	JAN. 13	@	Vancouver	8-2	L	18-19-5	41
3	OCT. 17	@	Minnesota	5-2	W	3-0-0	6	43	JAN. 15	@	Edmonton	4-4	T	18-19-6	42
4	OCT. 18	@	Chicago	6-4	L	3-1-0	6	44	JAN. 17		VANCOUVER	6-5	L	18-20-6	42
5	OCT. 20	@	St. Louis	6-2	L	3-2-0	6	45	JAN. 19		ST. LOUIS	3-0	W	19-20-6	44
6	OCT. 23		LOS ANGELES	4-3	W	4-2-0	8	46	JAN. 23		LOS ANGELES	5-3	W	20-20-6	46
7	OCT. 25		LOS ANGELES	2-1	L	4-3-0	8	47	JAN. 24		LOS ANGELES	2-1	L	20-21-6	46
8	OCT. 28		DETROIT	5-1	L	4-4-0	8	48	JAN. 26	@	Washington	3-2	W	21-21-6	48
9	OCT. 30		WASHINGTON	3-2	W	5-4-0	10	49	JAN. 27	@	Pittsburgh	4-1	W	22-21-6	50
10	NOV. 1		VANCOUVER	7-3	W	6-4-0	12	50	JAN. 30	@	Philadelphia	4-3	L	22-22-6	50
11	NOV. 4	@	Toronto	7-3	L	6-5-0	12	51	JAN. 31	@	Buffalo	4-4	T	22-22-7	51
12	NOV. 6		CHICAGO	6-3	W	7-5-0	14	52	FEB. 3		CALGARY	9-0	W	23-22-7	53
13	NOV. 8		VANCOUVER	3-1	W	8-5-0	16	53	FEB. 5		CHICAGO	1-1	T	23-22-8	54
14	NOV. 10		CALGARY	4-3	W	9-5-0	18	54	FEB. 6	@	Minnesota	8-8	T	23-22-9	55
15	NOV. 12	@	New Jersey	1-1	T	9-5-1	19	55	FEB. 12		BUFFALO	7-5	W	24-22-9	57
16	NOV. 14	@	NY Islanders	7-3	L	9-6-1	19	56	FEB. 14		QUEBEC	3-2	W	25-22-9	59
17	NOV. 15	@	NY Rangers	6-4	L	9-7-1	19	57	FEB. 16	@	Quebec	7-3	W	26-22-9	61
18	NOV. 18		BOSTON	4-3	L	9-8-1	19	58	FEB. 17	@	Hartford	4-3	L	26-23-9	61
19	NOV. 20		NY RANGERS	4-3	L	9-9-1	19	59	FEB. 19		WASHINGTON	6-0	L	26-24-9	61
20	NOV. 22		EDMONTON	4-3	W	10-9-1	21	60	FEB. 21		EDMONTON	4-3	L	26-25-9	61
21	NOV. 25	@	Detroit	10-8	L	10-10-1	21	61	FEB. 23	@	Pittsburgh	4-3	W	27-25-9	63
22	NOV. 26	@	Boston	5-3	L	10-11-1	21	62	FEB. 24	@	New Jersey	3-1	W	28-25-9	65
23	NOV. 28		MONTREAL	7-3	L	10-12-1	21	63	FEB. 27	@	Montreal	6-0	L	28-26-9	65
24	DEC. 1	@	Los Angeles	7-6	W	11-12-1	23	64	FEB. 28	@	Buffalo	5-3	L	28-27-9	65
25	DEC. 3	@	Los Angeles	5-4	W	12-12-1	25	65	MAR. 1		HARTFORD	6-3	W	29-27-9	67
26	DEC. 9	@	Edmonton	2-0	L	12-13-1	25	66	MAR. 3		VANCOUVER	4-3	W	30-27-9	69
27	DEC. 11		QUEBEC	3-3	T	12-13-2	26	67	MAR. 5	@	Toronto	10-1	W	31-27-9	71
28	DEC. 13		PHILADELPHIA	4-3	L	12-14-2	26	68	MAR. 7		EDMONTON	6-0	L	31-28-9	71
29	DEC. 16	@	Calgary	5-4	L	12-15-2	26	69	MAR. 9		CALGARY	6-6	T	31-28-10	72
30	DEC. 18	@	Edmonton	5-5	T	12-15-3	27	70	MAR. 10	@	Calgary	5-3	L	31-29-10	72
31	DEC. 20		NEW JERSEY	4-1	W	13-15-3	29	71	MAR. 13		PITTSBURGH	5-4	L	31-30-10	72
32	DEC. 22		NY ISLANDERS	5-2	W	14-15-3	31	72	MAR. 16		MONTREAL	4-1	L	31-31-10	72
33	DEC. 26		MINNESOTA	5-4	W	15-15-3	33	73	MAR. 19	@	Edmonton	4-1	L	31-32-10	72
34	DEC. 28	@	Los Angeles	5-2	W	16-15-3	35	74	MAR. 20		NY ISLANDERS	6-0	L	31-33-10	72
35	DEC. 30	@	Los Angeles	6-4	L	16-16-3	35	75	MAR. 22	@	Hartford	4-3	L	31-34-10	72
36	DEC. 31	@	Vancouver	2-1	L	16-17-3	35	76	MAR. 24	@	Boston	4-3	L	31-35-10	72
37	JAN. 3		DETROIT	4-4	T	16-17-4	36	77	MAR. 26	@	Philadelphia	6-0	L	31-36-10	72
38	JAN. 6	@	Calgary	6-1	L	16-18-4	36	78	MAR. 29	@	Vancouver	3-2	W	32-36-10	74
39	JAN. 8		EDMONTON	4-4	T	16-18-5	37	79	APR. 1		NY RANGERS	6-6	T	32-36-11	75
40	JAN. 10		TORONTO	4-3	W	17-18-5	39	80	APR. 3		ST. LOUIS	5-4	W	33-36-11	77

26-42-12 (64 points), 5th Smythe Division

PLAYER	GP	G	A	PTS	PIM
Dale Hawerchuk	75	41	55	96	28
Thomas Steen	80	27	61	88	80
Andrew McBain	80	37	40	77	71
Brent Ashton	75	31	37	68	36
Fredrik Olausson	75	15	47	62	32
Dave Ellett	75	22	34	56	62
Pat Elynuik	56	26	25	51	29
Iain Duncan	57	14	30	44	74
Randy Carlyle	78	6	38	44	78
Laurie Boschman	70	10	26	36	163
Doug Smail	47	14	15	29	52
*Paul Fenton	59	14	9	23	33
*Gord Donnelly	57	6	10	16	228
Peter Taglianetti	66	1	14	15	226
Teppo Numminen	69	1	14	15	36
Jim Kyte	74	3	9	12	190
Brad Jones	22	6	5	11	6
Hannu Jarvenpaa	53	4	7	11	41
Brad Berry	38	0	9	9	45
Randy Gilhen	64	5	3	8	38
#Ray Neufeld	31	5	2	7	52

PLAYER	GP	G	A	PTS	PIM
Brent Hughes	28	3	2	5	82
#Dave Hunter	34	3	1	4	61
Alfie Turcotte	14	1	3	4	2
#Alain Chevrier	22	0	4	4	2
Stu Kulak	18	2	0	2	24
#Mario Marois	7	1	1	2	17
Markku Kyllonen	9	0	2	2	2
Tony Joseph	2	1	0	1	0
*Moe Lemay	10	1	0	1	14
Guy Larose	3	0	1	1	6
Eldon Reddick	41	0	1	1	6
Darren Boyko	1	0	0	0	0
Todd Fichel	1	0	0	0	0
#Gilles Hamel	1	0	0	0	0
Tom Draper	2	0	0	0	0
Matt Hervey	2	0	0	0	4
Bryan Marchment	2	0	0	0	2
Paul Boutilier	3	0	0	0	4
Steve Fletcher	3	0	0	0	5
Daniel Berthiaume	9	0	0	0	0
Bob Essensa	20	0	0	0	0

GOALTENDER	GP	MIN	GAA	W-L-T	SO	GA	SA	SV%
Bob Essensa	20	1102	3.70	6-8-3	1	68	574	.882
Eldon Reddick	41	2109	4.10	11-17-7	0	144	1132	.873
#Alain Chevrier	22	1092	4.29	8-8-2	1	78	554	.859
Daniel Berthiaume	9	443	5.96	0-8-0	0	4	255	.827
Tom Draper	2	120	6.00	1-1-0	0	12	66	.818

\* - Acquired during season # - Relocated during season

#	DATE	H/R	OPPONENT	SCORE	RES	RECORD	PTS	#	DATE	H/R	OPPONENT	SCORE	RES	RECORD	PTS
1	OCT. 6	@	Vancouver	2-2	T	0-0-1	0	41	JAN. 13	@	Vancouver	3-1	W	16-16-9	41
2	OCT. 9	@	Edmonton	5-4	L	0-1-1	1	42	JAN. 15		MINNESOTA	4-1	L	16-17-9	41
3	OCT. 12	@	Chicago	10-1	L	0-2-1	1	43	JAN. 18		EDMONTON	9-4	L	16-18-9	41
4	OCT. 14		VANCOUVER	4-3	W	1-2-1	3	44	JAN. 20		PITTSBURGH	7-3	W	17-18-9	43
5	OCT. 16		EDMONTON	3-3	T	1-2-2	4	45	JAN. 21		PHILADELPHIA	7-3	L	17-19-9	43
6	OCT. 19		BOSTON	5-2	L	1-3-2	4	46	JAN. 25	@	Pittsburgh	5-4	L	17-20-9	43
7	OCT. 23		WASHINGTON	3-2	W	2-3-2	6	47	JAN. 26	@	NY Islanders	8-6	L	17-21-9	43
8	OCT. 28		LOS ANGELES	7-4	L	2-4-2	6	48	JAN. 28	@	Boston	4-3	W	18-21-9	45
9	OCT. 30		LOS ANGELES	8-4	W	3-4-2	8	49	JAN. 31	@	St. Louis	5-3	L	18-22-9	45
10	NOV. 1	@	NY Islanders	8-1	W	4-4-2	10	50	FEB. 1	@	Chicago	7-4	L	18-23-9	45
11	NOV. 3	@	New Jersey	3-3	T	4-4-3	11	51	FEB. 3		BOSTON	4-2	L	18-24-9	45
12	NOV. 5	@	Montreal	7-2	L	4-5-3	11	52	FEB. 5		DETROIT	6-2	L	18-25-9	45
13	NOV. 8	@	Quebec	8-4	W	5-5-3	13	53	FEB. 9	@	NY Rangers	4-3	L	18-26-9	45
14	NOV. 11		CHICAGO	6-5	L	5-6-3	13	54	FEB. 11	@	Hartford	7-3	L	18-27-9	45
15	NOV. 13		MONTREAL	7-3	W	6-6-3	15	55	FEB. 13	@	Detroit	2-2	T	18-27-10	46
16	NOV. 16	@	EDMONTON	2-1	W	7-6-3	17	56	FEB. 15		CALGARY	6-1	L	18-28-10	46
17	NOV. 18		TORONTO	3-0	W	8-6-3	19	57	FEB. 17		NEW JERSEY	3-2	W	19-28-10	48
18	NOV. 20		EDMONTON	7-4	W	9-6-3	21	58	FEB. 19		HARTFORD	7-6	W	20-28-10	50
19	NOV. 25	@	Detroit	6-3	L	9-7-3	21	59	FEB. 21	@	Quebec	4-3	L	20-29-10	50
20	NOV. 26	@	St. Louis	4-4	T	9-7-4	22	60	FEB. 22	@	Montreal	6-3	L	20-30-10	50
21	NOV. 29		NY RANGERS	4-3	L	9-8-4	22	61	FEB. 24	@	Buffalo	5-4	L	20-31-10	50
22	DEC. 2		VANCOUVER	6-3	W	10-8-4	24	62	FEB. 26		CALGARY	1-0	W	21-31-10	52
23	DEC. 4		CALGARY	6-3	L	10-9-4	24	63	MAR. 1		PHILADELPHIA	4-4	T	21-31-11	53
24	DEC. 6	@	Los Angeles	5-4	W	11-9-4	26	64	MAR. 3		EDMONTON	7-4	L	21-32-11	53
25	DEC. 8	@	Los Angeles	5-5	T	11-9-5	27	65	MAR. 5		NY ISLANDERS	4-3	L	21-33-11	53
26	DEC. 10	@	Edmonton	7-6	W	12-9-5	29	66	MAR. 7	@	Calgary	9-5	L	21-34-11	53
27	DEC. 11	@	Vancouver	8-6	L	12-10-5	29	67	MAR. 8	@	Vancouver	3-0	L	21-35-11	53
28	DEC. 14		BUFFALO	4-3	W	13-10-5	31	68	MAR. 10		PITTSBURGH	5-1	L	21-36-11	53
29	DEC. 17	@	Washington	6-3	L	13-11-5	31	69	MAR. 12		TORONTO	9-7	W	22-36-11	55
30	DEC. 18	@	Philadelphia	5-1	L	13-12-5	31	70	MAR. 14	@	Washington	6-3	L	22-37-11	55
31	DEC. 21		NEW JERSEY	5-5	T	13-12-6	32	71	MAR. 15	@	NY Rangers	6-3	W	23-37-11	57
32	DEC. 23		QUEBEC	5-4	L	13-13-6	32	72	MAR. 18	@	Toronto	10-2	W	24-37-11	59
33	DEC. 26	@	Minnesota	5-1	L	13-14-6	32	73	MAR. 20		BUFFALO	4-1	L	24-38-11	59
34	DEC. 28		ST. LOUIS	6-2	W	14-14-6	34	74	MAR. 23	@	Edmonton	5-4	L	24-39-11	59
35	DEC. 31	@	Calgary	4-4	T	14-14-7	35	75	MAR. 24		CALGARY	4-3	W	25-39-11	61
36	JAN. 4		VANCOUVER	4-2	W	15-14-7	37	76	MAR. 26		VANCOUVER	7-3	L	25-40-11	61
37	JAN. 6		LOS ANGELES	4-4	T	15-14-8	38	77	MAR. 28	@	Los Angeles	3-3	T	25-40-12	62
38	JAN. 8		LOS ANGELES	4-4	T	15-14-9	39	78	MAR. 29	@	Los Angeles	2-1	L	25-41-12	62
39	JAN. 10		HARTFORD	2-1	L	15-15-9	39	79	MAR. 31	@	Calgary	4-1	L	25-42-12	62
40	JAN. 11	@	Calgary	8-3	L	15-16-9	39	80	APR. 2		MINNESOTA	3-2	W	26-42-12	64

37-32-11 (85 points), 3rd Smythe Division

PLAYER	GP	G	A	PTS	PIM
Dale Hawerchuk	79	26	55	81	70
Pat Elynuik	80	32	42	74	83
Thomas Steen	53	18	48	66	35
Brent Ashton	79	22	34	56	37
Fredrik Olausson	77	9	46	55	32
Dave McLlwain	80	25	26	51	60
Paul Fenton	80	32	18	50	40
Doug Smail	79	25	24	49	63
Greg Paslowski	71	18	30	48	14
Dave Ellett	77	17	29	46	96
Teppo Numminen	79	11	32	43	20
Moe Mantha	73	2	26	28	28
Laurie Boschman	66	10	17	27	103
*Doug Evans	27	10	8	18	33
Randy Carlyle	53	3	15	18	50
Mark Kumpel	56	8	9	17	21
*Paul MacDermid	44	7	10	17	100

PLAYER	GP	G	A	PTS	PIM
Phil Sykes	48	9	6	15	26
#Randy Cunneynworth	28	5	6	11	34
Peter Taglianetti	49	3	6	9	136
Gord Donnelly	55	3	3	6	222
Shawn Cronin	61	0	4	4	243
Brent Hughes	11	1	2	3	33
Brad Berry	12	1	2	3	6
Danton Cole	2	1	1	2	0
Bryan Marchment	7	0	2	2	28
Brian McReynolds	9	0	2	2	4
Bob Essensa	36	0	2	2	0
Todd Fichel	3	0	1	1	2
#Daniel Berthiaume	24	0	1	1	6
Brad Jones	2	0	0	0	0
Tom Draper	6	0	0	0	0
Stephane Beauregard	19	0	0	0	4

GOALTENDER	GP	MIN	GAA	W-L-T	SO	GA	SA	SV%
Bob Essensa	36	2035	3.15	18-9-5	1	107	988	.892
Stephane Beauregard	19	1079	3.28	7-8-3	0	59	570	.896
#Daniel Berthiaume	24	1387	3.72	10-11-3	1	86	667	.871
Tom Draper	6	359	4.35	2-4-0	0	26	153	.830

\* - Acquired during season # - Relocated during season

#	DATE	H/R	OPPONENT	SCORE	RES	RECORD	PTS	#	DATE	H/R	OPPONENT	SCORE	RES	RECORD	PTS
1	OCT. 6		NY RANGERS	4-1	L	0-1-0	0	41	JAN. 8	@	New Jersey	4-3	W	19-17-5	43
2	OCT. 8		PHILADELPHIA	5-3	W	1-1-0	2	42	JAN. 10		WASHINGTON	6-1	W	20-17-5	45
3	OCT. 10	@	Pittsburgh	5-1	L	1-2-0	2	43	JAN. 12		DETROIT	7-5	W	21-17-5	47
4	OCT. 12	@	Detroit	5-4	L	1-3-0	2	44	JAN. 14		ST. LOUIS	6-5	W	22-17-5	49
5	OCT. 14	@	Toronto	5-1	W	2-3-0	4	45	JAN. 16		QUEBEC	8-6	L	22-18-5	49
6	OCT. 18	@	Edmonton	7-2	L	2-4-0	4	46	JAN. 17	@	Edmonton	6-3	L	22-19-5	49
7	OCT. 20		CHICAGO	4-2	L	2-5-0	4	47	JAN. 19		NY ISLANDERS	6-4	L	22-20-5	49
8	OCT. 22		EDMONTON	5-4	W	3-5-0	6	48	JAN. 23	@	Washington	4-3	W	23-20-5	51
9	OCT. 25		WASHINGTON	6-4	W	4-5-0	8	49	JAN. 25	@	Philadelphia	8-6	L	23-21-5	51
10	OCT. 27		LOS ANGELES	3-1	L	4-6-0	8	50	JAN. 27	@	St. Louis	3-3	T	23-21-6	52
11	OCT. 29		LOS ANGELES	6-1	W	5-6-0	10	51	JAN. 29	@	Minnesota	4-2	L	23-22-6	52
12	NOV. 1	@	Calgary	5-3	L	5-7-0	10	52	JAN. 31		TORONTO	5-5	T	23-22-7	53
13	NOV. 3	@	Vancouver	3-2	W	6-7-0	12	53	FEB. 2		VANCOUVER	8-1	W	24-22-7	55
14	NOV. 5	@	Chicago	4-3	L	6-8-0	12	54	FEB. 4		CHICAGO	7-3	W	25-22-7	57
15	NOV. 8		VANCOUVER	3-2	W	7-8-0	14	55	FEB. 6	@	Vancouver	5-3	L	25-23-7	57
16	NOV. 10		HARTFORD	4-2	L	7-9-0	14	56	FEB. 8	@	Los Angeles	5-1	W	26-23-7	59
17	NOV. 12		CALGARY	3-2	W	8-9-0	16	57	FEB. 11	@	Edmonton	7-4	L	26-24-7	59
18	NOV. 14	@	Quebec	5-3	W	9-9-0	18	58	FEB. 14		BOSTON	3-2	W	27-24-7	61
19	NOV. 15	@	Montreal	5-1	L	9-10-0	18	59	FEB. 16		PITTSBURGH	3-3	T	27-24-8	62
20	NOV. 18	@	Philadelphia	1-0	W	10-10-0	20	60	FEB. 18		CALGARY	5-1	W	28-24-8	64
21	NOV. 20	@	NY Rangers	3-3	T	10-10-1	21	61	FEB. 20		BUFFALO	4-3	L	28-25-8	64
22	NOV. 21	@	NY Islanders	4-3	W	11-10-1	23	62	FEB. 22	@	New Jersey	4-2	W	29-25-8	66
23	NOV. 23		ST. LOUIS	5-2	L	11-11-1	23	63	FEB. 24	@	Hartford	3-1	W	30-25-8	68
24	NOV. 25		NEW JERSEY	3-1	L	11-12-1	23	64	FEB. 25	@	Buffalo	3-1	L	30-26-8	68
25	NOV. 29		NY RANGERS	5-4	W	12-12-1	25	65	FEB. 27	@	Minnesota	8-3	L	30-27-8	68
26	DEC. 1		DETROIT	3-3	T	12-12-2	26	66	MAR. 2		LOS ANGELES	9-3	W	31-27-8	70
27	DEC. 2		NY ISLANDERS	6-3	L	12-13-2	26	67	MAR. 4		LOS ANGELES	5-2	W	32-27-8	72
28	DEC. 6	@	Calgary	4-3	W	13-13-2	28	68	MAR. 7		QUEBEC	6-3	W	33-27-8	74
29	DEC. 8		MONTREAL	6-6	T	13-13-3	29	69	MAR. 9		EDMONTON	7-5	W	34-27-8	76
30	DEC. 10		CALGARY	4-1	W	14-13-3	31	70	MAR. 11		CALGARY	6-4	L	34-28-8	76
31	DEC. 13		VANCOUVER	3-3	T	14-13-4	32	71	MAR. 12	@	Calgary	5-4	L	34-29-8	76
32	DEC. 15	@	Detroit	3-3	T	14-13-5	33	72	MAR. 15	@	Boston	3-3	T	34-29-9	77
33	DEC. 19	@	Los Angeles	9-5	L	14-14-5	33	73	MAR. 17	@	Toronto	5-4	W	35-29-9	79
34	DEC. 21	@	Edmonton	3-2	L	14-15-5	33	74	MAR. 18	@	Buffalo	4-3	L	35-30-9	79
35	DEC. 26		MINNESOTA	5-3	W	15-15-5	35	75	MAR. 21		MONTREAL	3-2	W	36-30-9	81
36	DEC. 29	@	Calgary	2-1	W	16-15-5	37	76	MAR. 23		VANCOUVER	4-2	L	36-31-9	81
37	DEC. 31		EDMONTON	3-2	W	17-15-5	39	77	MAR. 25	@	Vancouver	3-3	T	36-31-10	82
38	JAN. 3	@	Hartford	4-2	W	18-15-5	41	78	MAR. 27	@	Los Angeles	4-4	T	36-31-11	83
39	JAN. 4	@	Boston	4-2	L	18-16-5	41	79	MAR. 29	@	Los Angeles	1-0	W	37-31-11	85
40	JAN. 6	@	Pittsburgh	5-3	L	18-17-5	41	80	APR. 1		EDMONTON	4-2	L	37-32-11	85

26-43-11 (63 points), 5th Smythe Division

PLAYER	GP	G	A	PTS	PIM
Phil Housley	78	23	53	76	24
Thomas Steen	58	19	48	67	49
Pat Elynuik	80	31	34	65	73
*Ed Olczyk	61	26	31	57	69
Fredrik Olausson	71	12	29	41	24
Paul MacDerimid	69	15	21	36	128
Brent Ashton	61	12	24	36	58
Doug Evans	70	7	27	34	108
Teppo Numminen	80	8	25	33	28
Randy Carlyle	52	9	19	28	44
Dave McLlwain	60	14	11	25	46
Danton Cole	66	13	11	24	24
Moe Mantha	57	9	15	24	33
Phil Sykes	70	12	10	22	59
Scott Arniel	75	5	17	22	87
#Greg Paslawski	43	9	10	19	10
*Mark Osborne	37	8	8	16	59
#Dave Ellett	17	4	7	11	6
Mark Kumpel	53	7	3	10	10

PLAYER	GP	G	A	PTS	PIM
Mike Eagles	44	0	9	9	79
#Paul Fenton	17	4	4	8	18
Gord Donnelly	57	3	4	7	265
Bryan Erickson	6	0	7	7	0
Shawn Cronin	67	1	5	6	189
Sergei Kharin	7	2	3	5	2
Bryan Marchment	28	2	2	4	91
#Doug Smail	15	1	2	3	10
*Don Barber	16	1	2	3	14
Bob Essensa	55	0	3	3	6
Craig Duncanson	7	2	0	2	16
Kris Draper	3	1	0	1	5
Luciano Borsato	1	0	1	1	2
Stephane Beauregard	16	0	1	1	2
Rick Tabaracci	24	0	1	1	8
Rudy Poeschek	1	0	0	0	5
Iain Duncan	2	0	0	0	2
Simon Wheeldon	4	0	0	0	4
Guy Larose	7	0	0	0	8

GOALTENDER	GP	MIN	GAA	W-L-T	SO	GA	SA	SV%
Bob Essensa	55	2916	3.15	19-24-6	4	153	1496	.898
Rick Tabaracci	24	1093	3.90	4-9-4	1	71	570	.875
Stephane Beauregard	16	836	3.95	3-10-1	0	55	423	.870

\* - Acquired during season # - Relocated during season

#	DATE	H/R OPPONENT	SCORE	RES	RECORD	PTS	#	DATE	H/R OPPONENT	SCORE	RES	RECORD	PTS
1	OCT. 4	TORONTO	7-1	W	1-0-0	2	41	DEC. 28	BOSTON	6-0	W	12-22-7	31
2	OCT. 6	@ Edmonton	3-3	T	1-0-1	3	42	DEC. 31	VANCOUVER	2-1	W	13-22-7	33
3	OCT. 8	CALGARY	4-3	L	1-1-1	3	43	JAN. 2	CALGARY	3-3	T	13-22-8	34
4	OCT. 10	BOSTON	4-2	L	1-2-1	3	44	JAN. 4	@ Buffalo	4-1	L	13-23-8	34
5	OCT. 12	@ Washington	3-1	L	1-3-1	3	45	JAN. 5	@ Hartford	4-3	L	13-24-8	34
6	OCT. 13	@ Philadelphia	4-3	L	1-4-1	3	46	JAN. 7	@ Boston	5-2	L	13-25-8	34
7	OCT. 16	@ NY Islanders	4-1	L	1-5-1	3	47	JAN. 11	CHICAGO	3-1	L	13-26-8	34
8	OCT. 17	@ NY Rangers	5-3	L	1-6-1	3	48	JAN. 13	CALGARY	4-3	W	14-26-8	36
9	OCT. 19	VANCOUVER	7-5	W	2-6-1	5	49	JAN. 15	@ Calgary	7-5	L	14-27-8	36
10	OCT. 24	EDMONTON	3-1	W	3-6-1	7	50	JAN. 16	@ Vancouver	2-1	W	15-27-8	38
11	OCT. 26	LOS ANGELES	6-2	W	4-6-1	9	51	JAN. 21	MINNESOTA	2-0	W	16-27-8	40
12	OCT. 28	LOS ANGELES	6-2	L	4-7-1	9	52	JAN. 25	NY ISLANDERS	8-1	W	17-27-8	42
13	OCT. 31	@ Edmonton	1-0	W	5-7-1	11	53	JAN. 27	EDMONTON	3-2	L	17-28-8	42
14	NOV. 1	@ Calgary	2-1	L	5-8-1	11	54	JAN. 29	@ Quebec	5-2	W	18-28-8	44
15	NOV. 3	@ Vancouver	5-3	W	6-8-1	13	55	JAN. 30	@ Montreal	8-4	L	18-29-8	44
16	NOV. 6	PHILADELPHIA	4-2	L	6-9-1	13	56	FEB. 2	@ Washington	4-2	W	19-29-8	46
17	NOV. 9	HARTFORD	5-4	W	7-9-1	15	57	FEB. 3	@ NY Rangers	4-3	W	20-29-8	48
18	NOV. 11	@ Chicago	3-3	T	7-9-2	16	58	FEB. 6	TORONTO	5-5	T	20-29-9	49
19	NOV. 12	@ Toronto	5-2	L	7-10-2	16	59	FEB. 8	PITTSBURGH	6-2	W	21-29-9	51
20	NOV. 14	PITTSBURGH	6-4	L	7-11-2	16	60	FEB. 10	BUFFALO	2-0	L	21-30-9	51
21	NOV. 16	NY RANGERS	6-4	L	7-12-2	16	61	FEB. 12	@ Detroit	6-1	L	21-31-9	51
22	NOV. 18	ST. LOUIS	4-3	W	8-12-2	18	62	FEB. 14	@ New Jersey	3-3	T	21-31-10	52
23	NOV. 20	@ St. Louis	4-2	L	8-13-2	18	63	FEB. 17	QUEBEC	6-0	W	22-31-10	54
24	NOV. 22	@ NY Islanders	3-1	L	8-14-2	18	64	FEB. 20	VANCOUVER	5-5	T	22-31-11	55
25	NOV. 24	@ Quebec	11-4	W	9-14-2	20	65	FEB. 22	LOS ANGELES	6-4	L	22-32-11	55
26	NOV. 25	@ Montreal	4-3	L	9-15-2	20	66	FEB. 24	LOS ANGELES	5-3	L	22-33-11	55
27	NOV. 28	CALGARY	2-2	T	9-15-3	21	67	FEB. 26	HARTFORD	5-4	W	23-33-11	57
28	NOV. 30	MINNESOTA	4-2	L	9-16-3	21	68	FEB. 28	@ Los Angeles	4-2	L	23-34-11	57
29	DEC. 2	VANCOUVER	5-1	L	9-17-3	21	69	MAR. 2	@ Los Angeles	6-3	L	23-35-11	57
30	DEC. 3	NEW JERSEY	4-4	T	9-17-4	22	70	MAR. 5	EDMONTON	5-4	L	23-36-11	57
31	DEC. 5	@ Los Angeles	3-3	T	9-17-5	23	71	MAR. 8	WASHINGTON	2-1	L	23-37-11	57
32	DEC. 8	@ Los Angeles	4-4	T	9-17-6	24	72	MAR. 10	NEW JERSEY	4-3	W	24-37-11	59
33	DEC. 11	@ St. Louis	3-3	T	9-17-7	25	73	MAR. 12	@ Calgary	5-3	L	24-38-11	59
34	DEC. 13	@ Chicago	5-4	L	9-18-7	25	74	MAR. 13	BUFFALO	6-2	L	24-39-11	59
35	DEC. 15	MONTREAL	4-2	W	10-18-7	27	75	MAR. 15	EDMONTON	4-3	W	25-39-11	61
36	DEC. 16	PHILADELPHIA	4-2	L	10-19-7	27	76	MAR. 18	@ Calgary	4-3	L	25-40-11	61
37	DEC. 18	@ Pittsburgh	9-2	L	10-20-7	27	77	MAR. 22	@ Vancouver	3-1	L	25-41-11	61
38	DEC. 20	@ Detroit	3-1	L	10-21-7	27	78	MAR. 23	@ Edmonton	3-0	W	26-41-11	63
39	DEC. 22	DETROIT	5-2	L	10-22-7	27	79	MAR. 28	@ Vancouver	3-2	L	26-42-11	63
40	DEC. 26	@ Minnesota	6-4	W	11-22-7	29	80	MAR. 31	@ Edmonton	6-3	L	26-43-11	63

33-32-15 (81 points), 4th Smythe Division

PLAYER	GP	G	A	PTS	PIM
Phil Housley	74	23	63	86	92
Ed Olczyk	64	32	33	65	67
Fredrik Olausson	77	20	42	62	34
Pat Elynuik	60	25	25	50	65
Troy Murray	74	17	30	47	69
*Darrin Shannon	68	13	26	39	41
Teppo Numminen	80	5	34	39	32
Thomas Steen	38	13	25	38	29
Luciano Borsato	56	15	21	36	45
#Paul MacDermid	59	10	11	21	151
Stu Barnes	46	8	9	17	26
Mike Eagles	65	7	10	17	118
#Mark Osborne	43	4	12	16	65
Doug Evans	30	7	7	14	68
Danton Cole	52	7	5	12	32
Igor Ulanov	27	2	9	11	67
Randy Carlyle	66	1	9	10	54
Aaron Broten	25	4	5	9	14
Mike Hartman	75	4	4	8	264
Keith Tkachuk	17	3	5	8	28
Russ Romaniuk	27	3	5	8	18
John Leblanc	16	6	1	7	6
Evgeny Davydov	12	4	3	7	8

PLAYER	GP	G	A	PTS	PIM
Phil Sykes	52	4	2	6	72
Bryan Erickson	10	2	4	6	0
Dean Kennedy	18	2	4	6	21
*Mike Lalor	15	2	3	5	14
*Petri Skriko	15	2	3	5	4
*Mario Marois	34	1	3	4	34
#Moe Mantha	12	0	4	4	6
Shawn Cronin	65	0	4	4	271
*Lucien DeBlois	11	1	2	3	2
#Don Barber	11	0	3	3	4
Kris Draper	10	2	0	2	2
#Dave McLlwain	3	1	1	2	2
Bob Essensa	47	0	2	2	2
#Brent Ashton	7	1	0	1	4
Rob Murray	9	0	1	1	18
Rick Tabaracci	18	0	1	1	4
Bob Joyce	1	0	0	0	0
Michael O'Neill	1	0	0	0	0
Jason Cirone	3	0	0	0	2
#Gord Donnelly	4	0	0	0	11
Rudy Poeschek	4	0	0	0	17
Kent Paynter	5	0	0	0	4
Stephane Beauregard	26	0	0	0	0

GOALTENDER	GP	MIN	GAA	W-L-T	SO	GA	SA	SV%
Bob Essensa	47	2627	2.88	21-17-6	5	126	1407	.910
Stephane Beauregard	26	1267	2.89	6-8-6	2	61	611	.900
Rick Tabaracci	18	966	3.23	6-7-3	0	52	470	.889
Michael O'Neill	1	13	4.62	0-0-0	0	1	7	.857

\* - Acquired during season # - Relocated during season

#	DATE	H/R	OPPONENT	SCORE	RES	RECORD	PTS	#	DATE	H/R	OPPONENT	SCORE	RES	RECORD	PTS
1	OCT. 4		LOS ANGELES	6-3	L	0-1-0	0	41	JAN. 2	@	Boston	3-1	W	17-16-8	42
2	OCT. 6		CALGARY	5-3	W	1-1-0	2	42	JAN. 4	@	Pittsburgh	3-2	L	17-17-8	42
3	OCT. 8		VANCOUVER	3-2	L	1-2-0	2	43	JAN. 6	@	NY Rangers	4-2	L	17-18-8	42
4	OCT. 10	@	San Jose	5-4	W	2-2-0	4	44	JAN. 8		EDMONTON	5-2	W	18-18-8	44
5	OCT. 12	@	Los Angeles	3-3	T	2-2-1	5	45	JAN. 10		CHICAGO	6-2	W	19-18-8	46
6	OCT. 16		HARTFORD	3-2	L	2-3-1	5	46	JAN. 12		SAN JOSE	4-3	L	19-19-8	46
7	OCT. 19		TORONTO	4-2	W	3-3-1	7	47	JAN. 14		VANCOUVER	4-2	L	19-20-8	46
8	OCT. 22	@	NY Islanders	1-1	T	3-3-2	8	48	JAN. 21	@	Hartford	3-3	T	19-20-9	47
9	OCT. 23	@	Detroit	3-2	W	4-3-2	10	49	JAN. 23	@	Philadelphia	1-0	W	20-20-9	49
10	OCT. 25		PHILADELPHIA	2-0	W	5-3-2	12	50	JAN. 25	@	Quebec	2-1	L	20-21-9	49
11	OCT. 27		WASHINGTON	6-5	W	6-3-2	14	51	JAN. 26	@	Buffalo	5-2	L	20-22-9	49
12	OCT. 29	@	Quebec	7-2	L	6-4-2	14	52	JAN. 28	@	Pittsburgh	4-0	W	21-22-9	51
13	OCT. 30	@	Montreal	6-1	L	6-5-2	14	53	JAN. 31		QUEBEC	4-4	T	21-22-10	52
14	NOV. 1		CALGARY	7-6	L	6-6-2	14	54	FEB. 2		SAN JOSE	6-0	W	22-22-10	54
15	NOV. 3		ST. LOUIS	3-3	T	6-6-3	15	55	FEB. 4		BOSTON	3-3	T	22-22-11	55
16	NOV. 5	@	Vancouver	2-2	T	6-6-4	16	56	FEB. 7		CALGARY	4-1	W	23-22-11	57
17	NOV. 8		PITTSBURGH	3-1	L	6-7-4	16	57	FEB. 13	@	Minnesota	6-1	L	23-23-11	57
18	NOV. 11		LOS ANGELES	6-2	W	7-7-4	18	58	FEB. 15	@	Toronto	3-1	W	24-23-11	59
19	NOV. 14	@	St. Louis	2-1	L	7-8-4	18	59	FEB. 17	@	NY Islanders	5-4	L	24-24-11	59
20	NOV. 16	@	New Jersey	1-0	W	8-8-4	20	60	FEB. 19		ST. LOUIS	4-3	L	24-25-11	59
21	NOV. 17	@	Philadelphia	2-1	W	9-8-4	22	61	FEB. 21		NEW JERSEY	6-4	W	25-25-11	61
22	NOV. 20		NY ISLANDERS	3-1	W	10-8-4	24	62	FEB. 23		LOS ANGELES	4-2	L	25-26-11	61
23	NOV. 23	@	Edmonton	4-0	W	11-8-4	26	63	FEB. 26	@	Edmonton	6-1	L	25-27-11	61
24	NOV. 25	@	Calgary	3-3	T	11-8-5	27	64	FEB. 28	@	Vancouver	5-3	L	25-28-11	61
25	NOV. 27		NY RANGERS	3-2	W	12-8-5	29	65	MAR. 1		EDMONTON	4-2	L	25-29-11	61
26	DEC. 1		CHICAGO	3-2	W	13-8-5	31	66	MAR. 3	@	Detroit	4-3	W	26-29-11	63
27	DEC. 4		BUFFALO	5-4	W	14-8-5	33	67	MAR. 6	@	Washington	3-3	T	26-29-12	64
28	DEC. 6		EDMONTON	4-4	T	14-8-6	34	68	MAR. 8	@	Minnesota	4-2	L	26-30-12	64
29	DEC. 8		WASHINGTON	4-3	W	15-8-6	36	69	MAR. 11		SAN JOSE	3-0	W	27-30-12	66
30	DEC. 10	@	San Jose	3-3	T	15-8-7	37	70	MAR. 13		HARTFORD	1-0	L	27-31-12	66
31	DEC. 12	@	Los Angeles	2-1	L	15-9-7	37	71	MAR. 15		DETROIT	1-1	T	27-31-13	67
32	DEC. 14	@	Edmonton	7-5	L	15-10-7	37	72	MAR. 17	@	Los Angeles	5-4	L	27-32-13	67
33	DEC. 17	@	Calgary	7-4	L	15-11-7	37	73	MAR. 20	@	Vancouver	2-2	T	27-32-14	68
34	DEC. 19	@	Vancouver	3-1	L	15-12-7	37	74	MAR. 22		VANCOUVER	5-1	W	28-32-14	70
35	DEC. 21		CALGARY	7-2	W	16-12-7	39	75	MAR. 25		MONTREAL	2-2	T	28-32-15	71
36	DEC. 23	@	Toronto	3-1	L	16-13-7	39	76	MAR. 27		LOS ANGELES	6-4	W	29-32-15	73
37	DEC. 26		MINNESOTA	3-2	L	16-14-7	39	77	MAR. 29		SAN JOSE	6-5	W	30-32-15	75
38	DEC. 27	@	Chicago	3-3	T	16-14-8	40	78	APR. 12	@	Calgary	4-3	W	31-32-15	77
39	DEC. 29		BOSTON	6-3	L	16-15-8	40	79	APR. 14	@	Edmonton	6-2	W	32-32-15	79
40	DEC. 31		NY RANGERS	5-2	L	16-16-8	40	80	APR. 16	@	San Jose	5-3	W	33-32-15	81

40-37-7 (87 points), 4th Smythe Division

PLAYER	GP	G	A	PTS	PIM	PLAYER	GP	G	A	PTS	PIM
Teemu Selanne	84	76	56	132	45	Mike Lalor	64	1	8	9	76
Phil Housley	80	18	79	97	52	Dean Kennedy	78	1	7	8	105
Alexei Zhamnov	68	25	47	72	58	#Troy Murray	29	3	4	7	34
Thomas Steen	80	22	50	72	75	Bob Essensa	67	0	5	5	2
Darrin Shannon	84	20	40	60	91	Russ Romaniuk	28	3	1	4	22
Fredrik Olausson	68	16	41	57	22	Randy Carlyle	22	1	1	2	14
Keith Tkachuk	83	28	23	51	201	Anatoli Fedotov	1	0	2	2	0
Evgeny Davydov	79	28	21	49	66	Andy Brickley	12	0	2	2	2
Teppo Numminen	66	7	30	37	33	Dallas Eakins	14	0	2	2	38
Luciano Borsato	67	15	20	35	38	#Mark Osiecki	4	1	0	1	2
Mike Eagles	84	8	18	26	131	Rob Murray	10	1	0	1	6
Sergei Bautin	71	5	18	23	96	Alan Kerr	7	0	1	1	2
Stu Barnes	38	12	10	22	10	Scott Levins	9	0	1	1	18
#Ed Olczyk	25	8	12	20	26	Bob Joyce	1	0	0	0	0
John Druce	50	6	14	20	37	Michael O'Neill	2	0	0	0	0
*Kris King	48	8	8	16	136	*Jim Hrivnak	3	0	0	0	0
Bryan Erickson	41	4	12	16	14	John Leblanc	3	0	0	0	2
Igor Ulanov	56	2	14	16	124	Kris Draper	7	0	0	0	2
*Tie Domi	49	3	10	13	249	#Rick Tabaracci	19	0	0	0	10

GOALTENDER	GP	MIN	GAA	W-L-T	SO	GA	SA	SV%
Bob Essensa	67	3855	3.53	33-26-6	2	227	2119	.893
*Jim Hrivnak	3	180	4.33	2-1-0	0	13	96	.865
#Rick Tabaracci	19	959	4.38	5-10-0	0	70	496	.859
Michael O'Neill	2	73	4.93	0-0-1	0	6	34	.824

\* - Acquired during season # - Relocated during season

#	DATE	H/R	OPPONENT	SCORE	W-L-T	RECORD	PTS	#	DATE	H/R	OPPONENT	SCORE	W-L-T	RECORD	PTS
1	OCT. 6		DETROIT	4-1	W	1-0-0	2	43	JAN. 12		SAN JOSE	4-1	W	19-20-4	42
2	OCT. 8	@	San Jose	4-3	L	1-1-0	2	44	JAN. 13	@	Edmonton	4-1	W	20-20-4	44
3	OCT. 10	@	Los Angeles	6-3	L	1-2-0	2	45	JAN. 16	@	Los Angeles	5-2	W	21-20-4	46
4	OCT. 12	@	Vancouver	8-1	L	1-3-0	2	46	JAN. 18		HARTFORD	8-7	W	22-20-4	48
5	OCT. 14		EDMONTON	7-3	W	2-3-0	4	47	JAN. 19		CHICAGO	5-2	W	23-20-4	50
6	OCT. 16		VANCOUVER	6-2	L	2-4-0	4	48	JAN. 22	@	Calgary	4-4	T	23-20-5	51
7	OCT. 18	@	Philadelphia	5-4	L	2-5-0	4	49	JAN. 23		EDMONTON	8-5	W	24-20-5	53
8	OCT. 20	@	Detroit	5-3	L	2-6-0	4	50	JAN. 27	@	NY Rangers	5-2	L	24-21-5	53
9	OCT. 23		LOS ANGELES	4-2	W	3-6-0	6	51	JAN. 28	@	Boston	6-2	L	24-22-5	53
10	OCT. 26		WASHINGTON	6-2	W	4-6-0	8	52	JAN. 30	@	Hartford	6-3	W	25-22-5	55
11	OCT. 28		CALGARY	7-5	L	4-7-0	8	53	FEB. 1	@	Ottawa	4-4	T	25-22-6	56
12	OCT. 31	@	Quebec	3-2	L	4-8-0	8	54	FEB. 3		ST. LOUIS	4-2	L	25-23-6	56
13	NOV. 2	@	Montreal	2-1	L	4-9-0	8	55	FEB. 10		BUFFALO	6-2	L	25-24-6	56
14	NOV. 6		EDMONTON	6-1	L	4-10-0	8	56	FEB. 12		HARTFORD	6-2	L	25-25-6	56
15	NOV. 8	@	Vancouver	6-1	L	4-11-0	8	57	FEB. 14		SAN JOSE	3-2	L	25-26-6	56
16	NOV. 10		LOS ANGELES	4-4	T	4-11-1	9	58	FEB. 18	@	San Jose	5-3	L	25-27-6	56
17	NOV. 12	@	Minnesota	7-2	W	5-11-1	11	59	FEB. 20	@	Vancouver	4-2	L	25-28-6	56
18	NOV. 14	@	St. Louis	4-2	L	5-12-1	11	60	FEB. 22		OTTAWA	6-3	W	26-28-6	58
19	NOV. 17	@	Tampa Bay	6-5	W	6-12-1	13	61	FEB. 23	@	Ottawa	8-2	W	27-28-6	60
20	NOV. 19	@	Detroit	5-3	W	7-12-1	15	62	FEB. 26		VANCOUVER	7-4	L	27-29-6	60
21	NOV. 21		NY RANGERS	5-4	L	7-13-1	15	63	FEB. 28		MINNESOTA	7-6	W	28-29-6	62
22	NOV. 24		NY ISLANDERS	3-3	T	7-13-2	16	64	MAR. 2		QUEBEC	7-4	L	28-30-6	62
23	NOV. 27		SAN JOSE	3-2	W	8-13-2	18	65	MAR. 4	@	Edmonton	5-3	W	29-30-6	64
24	DEC. 2	@	Calgary	3-3	T	8-13-3	19	66	MAR. 6	@	Toronto	4-2	L	29-31-6	64
25	DEC. 5		MONTREAL	3-2	L	8-14-3	19	67	MAR. 7	@	Buffalo	2-1	L	29-32-6	64
26	DEC. 8	@	Pittsburgh	5-2	L	8-15-3	19	68	MAR. 9	@	Tampa Bay	4-2	W	30-32-6	66
27	DEC. 11	@	Washington	8-6	L	8-16-3	19	69	MAR. 12		VANCOUVER	3-2	L	30-33-6	66
28	DEC. 12	@	NY Islanders	4-3	W	9-16-3	21	70	MAR. 14		TAMPA BAY	3-1	W	31-33-6	68
29	DEC. 15		NEW JERSEY	4-3	W	10-16-3	23	71	MAR. 16	@	Los Angeles	8-4	L	31-34-6	68
30	DEC. 17	@	Chicago	5-1	L	10-17-3	23	72	MAR. 18	@	Vancouver	5-2	W	32-34-6	70
31	DEC. 19	@	St. Louis	1-0	W	11-17-3	25	73	MAR. 21		CALGARY	4-2	W	33-34-6	72
32	DEC. 21		SAN JOSE	5-4	W	12-17-3	27	74	MAR. 23		TORONTO	5-4	L	33-35-6	72
33	DEC. 23		CALGARY	4-3	L	12-18-3	27	75	MAR. 26		ST. LOUIS	4-2	W	34-35-6	74
34	DEC. 26	@	Minnesota	5-4	L	12-19-3	27	76	MAR. 28		LOS ANGELES	3-3	T	34-35-7	75
35	DEC. 27		MINNESOTA	7-4	W	13-19-3	29	77	MAR. 30	@	Calgary	5-4	W	35-35-7	77
36	DEC. 29		BOSTON	5-4	W	14-19-3	31	78	APR. 1	@	San Jose	9-5	W	36-35-7	79
37	DEC. 31		EDMONTON	3-2	W	15-19-3	33	79	APR. 3	@	Edmonton	6-4	W	37-35-7	81
38	JAN. 2	@	New Jersey	2-2	T	15-19-4	34	80	APR. 6		PHILADELPHIA	4-2	L	37-36-7	81
39	JAN. 3	@	Chicago	4-1	L	15-20-4	34	81	APR. 8		TORONTO	5-3	W	38-36-7	83
40	JAN. 5	@	Calgary	4-2	W	16-20-4	36	82	APR. 11	@	Edmonton	7-5	W	39-36-7	85
41	JAN. 8		LOS ANGELES	6-3	W	17-20-4	38	83	APR. 13		TAMPA BAY	5-3	L	39-37-7	85
42	JAN. 10		PITTSBURGH	3-2	W	18-20-4	40	84	APR. 15		EDMONTON	3-0	W	40-37-7	87



24-51-9 (57 points), 6th Central Division

PLAYER	GP	G	A	PTS	PIM	PLAYER	GP	G	A	PTS	PIM
Keith Tkachuk	84	41	40	81	255	#Fredrik Olausson	18	2	5	7	10
Nelson Emerson	83	33	41	74	80	#Sergei Bautin	59	0	7	7	78
Alexei Zhamnov	61	26	45	71	62	*Randy Gilhen	40	3	3	6	34
Darrin Shannon	77	21	37	58	87	*Dave Manson	13	1	4	5	51
Teemu Selanne	51	25	29	54	22	Dave Tomlinson	31	1	3	4	24
Thomas Steen	76	19	32	51	32	Darryl Shannon	20	0	4	4	18
#Boris Mironov	65	7	22	29	96	Arto Blomsten	18	0	2	2	6
#Paul Ysebaert	60	9	18	27	18	Michal Grosek	3	1	0	1	0
Stephane Quintal	81	8	18	26	119	Oleg Mikulchik	4	0	1	1	17
Teppo Numminen	57	5	18	23	28	#Yan Kaminsky	1	0	0	0	0
Tie Domi	81	8	11	19	347	Mark Visheau	1	0	0	0	0
Luciano Borsato	75	5	13	18	28	Andy Brickley	2	0	0	0	0
Igor Ulanov	74	0	17	17	165	Craig Fisher	4	0	0	0	2
Russ Romaniuk	24	4	8	12	6	Kevin McClelland	6	0	0	0	19
Mike Eagles	73	4	8	12	96	Rob Murray	6	0	0	0	2
Kris King	83	4	8	12	205	Harijs Vitolinsh	8	0	0	0	4
*Wayne McBean	31	2	9	11	24	Stephane Beauregard	13	0	0	0	0
Dean Kennedy	76	2	8	10	164	*Tim Cheveldae	14	0	0	0	2
#Stu Barnes	18	5	4	9	8	Bryan Erickson	16	0	0	0	6
John LeBlanc	17	6	2	8	2	Mike O'Neill	17	0	0	0	0
*Dallas Drake	15	3	5	8	12	#Bob Essensa	56	0	0	0	6

GOALTENDER	GP	MIN	GAA	W-L-T	SO	GA	SA	SV%
#Bob Essensa	56	3136	3.85	19-30-6	1	201	1714	.883
*Tim Cheveldae	14	788	3.96	5-8-1	1	52	485	.893
Mike O'Neill	17	738	4.15	0-9-1	0	51	382	.866
Stephane Beauregard	13	418	4.88	0-4-1	0	34	211	.839

\* - Acquired during season # - Relocated during season

#	DATE	H/R OPPONENT	SCORE	RES	RECORD	PTS	#	DATE	H/R OPPONENT	SCORE	W-L-T	RECORD	PTS
1	OCT. 6	WASHINGTON	6-4	W	1-0-0	2	43	JAN. 6	@ Boston	5-4	L	15-23-5	35
2	OCT. 9	@ Dallas	3-3	T	1-0-1	3	44	JAN. 8	@ Ottawa	3-2	W	16-23-5	37
3	OCT. 10	@ Chicago	4-3	L	1-1-1	3	45	JAN. 10	@ Montreal	4-2	L	16-24-5	37
4	OCT. 12	@ New Jersey	7-4	L	1-2-1	3	46	JAN. 12	BUFFALO	3-2	W	17-24-5	39
5	OCT. 16	CHICAGO	1-0	W	2-2-1	5	47	JAN. 15	TORONTO	5-1	L	17-25-5	39
6	OCT. 18	EDMONTON	6-3	W	3-2-1	7	48	JAN. 16	TAMPA BAY	3-2	L	17-26-5	39
7	OCT. 21	@ Detroit	6-2	L	3-3-1	7	49	JAN. 19	NEW JERSEY	4-0	L	17-27-5	39
8	OCT. 23	@ Philadelphia	9-6	W	4-3-1	9	50	JAN. 25	@ Los Angeles	4-4	T	17-27-6	40
9	OCT. 26	@ Florida	5-2	W	5-3-1	11	51	JAN. 26	@ Anaheim	3-1	L	17-28-6	40
10	OCT. 27	@ Tampa Bay	4-3	W	6-3-1	13	52	JAN. 29	@ Detroit	7-1	L	17-29-6	40
11	OCT. 29	LOS ANGELES	4-3	L	6-4-1	13	53	FEB. 2	DALLAS	7-3	L	17-30-6	40
12	OCT. 31	CALGARY	4-3	L	6-5-1	13	54	FEB. 4	HARTFORD	2-2	T	17-30-7	41
13	NOV. 3	ST. LOUIS	3-0	L	6-6-1	13	55	FEB. 6	@ Edmonton	5-2	L	17-31-7	41
14	NOV. 5	OTTAWA	7-6	L	6-7-1	13	56	FEB. 8	@ ST. LOUIS	6-5	L	17-32-7	41
15	NOV. 7	@ Dallas	1-1	T	6-7-2	14	57	FEB. 9	@ Dallas	4-2	L	17-33-7	41
16	NOV. 9	@ NY Islanders	5-2	W	7-7-2	16	58	FEB. 11	TORONTO	3-1	L	17-34-7	41
17	NOV. 10	@ NY Rangers	2-1	L	7-8-2	16	59	FEB. 15	@ Pittsburgh	5-3	L	17-35-7	41
18	NOV. 13	DALLAS	3-2	L	7-9-2	16	60	FEB. 18	CHICAGO	7-2	L	17-36-7	41
19	NOV. 15	@ Calgary	7-2	L	7-10-2	16	61	FEB. 20	CALGARY	5-2	L	17-37-7	41
20	NOV. 17	DETROIT	2-1	W	8-10-2	18	62	FEB. 22	FLORIDA	3-2	L	17-38-7	41
21	NOV. 19	@ Buffalo	6-0	L	8-11-2	18	63	FEB. 24	@ Chicago	6-3	L	17-39-7	41
22	NOV. 20	@ Quebec	5-5	T	8-11-3	19	64	FEB. 25	BOSTON	7-6	L	17-40-7	41
23	NOV. 24	ANAHEIM	2-1	L	8-12-3	19	65	FEB. 28	SAN JOSE	3-3	T	17-40-8	42
24	NOV. 26	VANCOUVER	5-3	L	8-13-3	19	66	MAR. 2	DALLAS	4-2	W	18-40-8	44
25	NOV. 28	@ ST. LOUIS	4-3	W	9-13-3	21	67	MAR. 4	@ Ottawa	6-1	W	19-40-8	46
26	NOV. 30	@ Los Angeles	8-6	W	10-13-3	23	68	MAR. 6	PITTSBURGH	5-3	L	19-41-8	46
27	DEC. 1	@ Anaheim	5-2	L	10-14-3	23	69	MAR. 7	NY ISLANDERS	7-2	L	19-42-8	46
28	DEC. 3	@ San Jose	3-3	T	10-14-4	24	70	MAR. 11	VANCOUVER	8-4	L	19-43-8	46
29	DEC. 5	DETROIT	6-4	W	11-14-4	26	71	MAR. 12	@ Toronto	3-1	L	19-44-8	46
30	DEC. 6	@ Detroit	6-2	L	11-15-4	26	72	MAR. 16	ST. LOUIS	4-0	W	20-44-8	48
31	DEC. 8	@ Toronto	5-4	W	12-15-4	28	73	MAR. 19	DETROIT	4-2	W	21-44-8	50
32	DEC. 10	FLORIDA	5-2	L	12-16-4	28	74	MAR. 23	MONTREAL	3-1	W	22-44-8	52
33	DEC. 12	TORONTO	3-3	T	12-16-5	29	75	MAR. 25	SAN JOSE	8-3	L	22-45-8	52
34	DEC. 17	@ Vancouver	6-1	L	12-17-5	29	76	MAR. 27	NY RANGERS	3-1	W	23-45-8	54
35	DEC. 18	@ Calgary	5-4	L	12-18-5	29	77	MAR. 29	@ San Jose	9-4	L	23-46-8	54
36	DEC. 20	ANAHEIM	7-5	L	12-19-5	29	78	APR. 1	@ Vancouver	5-1	L	23-47-8	54
37	DEC. 23	QUEBEC	5-2	W	13-19-5	31	79	APR. 4	PHILADELPHIA	2-2	T	23-47-9	55
38	DEC. 27	@ Edmonton	6-0	L	13-20-5	31	80	APR. 6	EDMONTON	4-3	L	23-48-9	55
39	DEC. 29	CHICAGO	3-2	W	14-20-5	33	81	APR. 9	LOS ANGELES	4-3	W	24-48-9	57
40	DEC. 31	ST. LOUIS	2-1	W	15-20-5	35	82	APR. 10	@ Toronto	7-0	L	24-49-9	57
41	JAN. 2	@ Chicago	5-1	L	15-21-5	35	83	APR. 12	@ Washington	4-3	L	24-50-9	57
42	JAN. 5	@ Hartford	4-0	L	15-22-5	35	84	APR. 14	@ St. Louis	3-1	L	24-51-9	57

16-25-7 (39 points), 6th Central Division

PLAYER	GP	G	A	PTS	PIM
Alexei Zhamnov	48	30	35	65	20
Keith Tkachuk	48	22	29	51	152
Teemu Selanne	45	22	26	48	2
Nelson Emerson	48	14	23	37	26
Igor Korolev	45	8	22	30	10
Dallas Drake	43	8	18	26	30
Stephane Quintal	43	6	17	23	78
Teppo Numminen	42	5	16	21	16
Dave Manson	44	3	15	18	139
Thomas Steen	31	5	10	15	14
Darryl Shannon	40	5	9	14	48
Randy Gilhen	44	5	6	11	52
*Eddie Olczyk	13	2	8	10	8
*Mike Eastwood	13	3	6	9	4
Darrin Shannon	19	5	3	8	14
#Tie Domi	31	4	4	8	128
Kris King	48	4	2	6	85

PLAYER	GP	G	A	PTS	PIM
Neil Wilkinson	40	1	4	5	75
Michal Grosek	24	2	2	4	21
#Igor Ulanov	19	1	3	4	27
#Mike Eagles	27	2	1	3	40
Greg Brown	9	0	3	3	17
Rob Murray	10	0	2	2	2
Oleg Mikulchik	25	0	2	2	12
Craig Martin	20	0	1	1	19
Nikolai Khabibulin	26	0	1	1	4
Tim Cheveldae	30	0	1	1	2
Tavis Hansen	1	0	0	0	0
#Arto Blomsten	1	0	0	0	2
John LeBlanc	2	0	0	0	0
Luciano Borsato	4	0	0	0	0
Russ Romaniuk	6	0	0	0	0
Brent Thompson	29	0	0	0	78

GOALTENDER	GP	MIN	GAA	W-L-T	SO	GA	SA	SV%
Tim Cheveldae	30	1571	3.70	8-16-3	0	97	818	.881
Nikolai Khabibulin	26	1339	3.41	8-9-4	0	76	723	.895

\* - Acquired during season # - Relocated during season

#	DATE	H/R	OPPONENT	SCORE	RES	RECORD	PTS	#	DATE	H/R	OPPONENT	SCORE	RES	RECORD	PTS
1	JAN. 20		CALGARY	3-3	T	0-0-1	1	25	MAR. 14		VANCOUVER	3-3	T	9-12-4	22
2	JAN. 21		ANAHEIM	4-3	L	0-1-1	1	26	MAR. 17	@	Calgary	8-4	L	9-13-4	22
3	JAN. 23		CHICAGO	5-3	W	1-1-1	3	27	MAR. 19		CHICAGO	3-2	L	9-14-4	22
4	JAN. 25	@	San Jose	4-0	L	1-2-1	3	28	MAR. 22	@	Detroit	6-3	L	9-15-4	22
5	JAN. 27	@	Anaheim	3-2	L	1-3-1	3	29	MAR. 24	@	Toronto	3-2	L	9-16-4	22
6	JAN. 28	@	Los Angeles	4-2	L	1-4-1	3	30	MAR. 25		TORONTO	3-3	T	9-16-5	23
7	FEB. 2		ST. LOUIS	5-4	L	1-5-1	3	31	MAR. 28	@	San Jose	6-5	L	9-17-5	23
8	FEB. 4		SAN JOSE	3-3	T	1-5-2	4	32	MAR. 30	@	Anaheim	3-1	L	9-18-5	23
9	FEB. 6	@	Calgary	5-4	W	2-5-2	6	33	APR. 1	@	Los Angeles	7-7	T	9-18-6	24
10	FEB. 8	@	Edmonton	3-3	T	2-5-3	7	34	APR. 5		CHICAGO	4-1	W	10-18-6	26
11	FEB. 9	@	Vancouver	5-1	L	2-6-3	7	35	APR. 7		VANCOUVER	7-4	W	11-18-6	28
12	FEB. 11	@	St. Louis	3-2	W	3-6-3	9	36	APR. 8	@	Toronto	4-3	L	11-19-6	28
13	FEB. 13	@	Dallas	7-4	W	4-6-3	11	37	APR. 11	@	St. Louis	7-5	L	11-20-6	28
14	FEB. 15		DETROIT	5-1	L	4-7-3	11	38	APR. 13		ST. LOUIS	5-2	W	12-20-6	30
15	FEB. 17		ST. LOUIS	4-3	L	4-8-3	11	39	APR. 15		TORONTO	5-1	W	13-20-6	32
16	FEB. 22	@	Vancouver	4-1	W	5-8-3	13	40	APR. 17		EDMONTON	6-5	L	13-21-7	32
17	FEB. 24		ANAHEIM	4-2	W	6-8-3	15	41	APR. 19	@	Detroit	5-5	T	13-21-7	33
18	FEB. 25	@	Toronto	5-2	L	6-9-3	15	42	APR. 21	@	Chicago	2-1	W	14-21-7	35
19	FEB. 28		DALLAS	4-0	L	6-10-3	15	43	APR. 23	@	Dallas	5-2	L	14-22-7	35
20	MAR. 2	@	Detroit	6-1	L	6-11-3	15	44	APR. 25		EDMONTON	5-3	L	14-23-7	35
21	MAR. 4		SAN JOSE	4-2	W	7-11-3	17	45	APR. 27		DETROIT	4-3	W	15-23-7	37
22	MAR. 5		CALGARY	3-2	W	8-11-3	19	46	APR. 29	@	Edmonton	5-1	W	16-23-7	39
23	MAR. 10		DALLAS	4-3	W	9-11-3	21	47	MAY 1	@	Chicago	3-2	L	16-24-7	39
24	MAR. 11		LOS ANGELES	4-2	L	9-12-3	21	48	MAY 2		LOS ANGELES	2-1	L	16-25-7	39

36-40-6 (78 points), 5th Central Division

PLAYER	GP	G	A	PTS	PIM
Keith Tkachuk	76	50	48	98	156
#Teemu Selanne	51	24	48	72	18
Alexei Zhamnov	58	22	37	59	65
Teppo Numminen	74	11	43	54	22
Igor Korolev	73	22	29	51	42
Eddie Olczyk	51	27	22	49	65
Dallas Drake	69	19	20	39	36
#Darren Turcotte	59	16	16	32	26
Dave Manson	82	7	23	30	205
*Norm Maciver	39	5	25	30	26
Mike Eastwood	80	14	14	28	20
Mike Stapleton	58	10	14	24	37
Darrin Shannon	63	5	18	23	28
Kris King	81	9	11	20	151
*Craig Janney	13	7	13	20	0
Deron Quint	51	5	13	18	22
Shane Doan	74	7	10	17	101
#Darryl Shannon	48	2	7	9	72
*Oleg Tverdovsky	31	0	8	8	6
Jim McKenzie	73	4	2	6	202
Jeff Finley	65	1	5	6	81

PLAYER	GP	G	A	PTS	PIM
Randy Gilhen	22	2	3	5	12
*Chad Kilger	29	2	3	5	12
#Neil Wilkinson	21	1	4	5	33
*Craig Muni	25	1	3	4	37
Iain Fraser	12	1	1	2	4
Jason Doig	15	1	1	2	28
Craig Mills	4	0	2	2	0
Brent Thompson	10	0	1	1	21
#Stewart Malgunas	29	0	1	1	32
*Tom Draper	1	0	0	0	0
Rob Murray	1	0	0	0	2
Scott Langkow	1	0	0	0	0
#Michal Grosek	1	0	0	0	0
*Dallas Eakins	2	0	0	0	0
#Ravil Gusmanov	4	0	0	0	0
*Dominic Roussel	7	0	0	0	2
*Denis Chasse	15	0	0	0	12
Ed Ronan	17	0	0	0	16
#Tim Cheveldae	30	0	0	0	0
Nikolai Khabibulin	53	0	0	0	12

GOALTENDER	GP	MIN	GAA	W-L-T	SO	GA	SA	SV%
Scott Langkow	1	6	0.00	0-0-0	0	0	2	1.000
Nikolai Khabibulin	53	2914	3.13	26-20-3	2	152	1656	.908
*Dominic Roussel	7	285	3.37	2-2-0	0	16	134	.881
#Tim Cheveldae	30	1695	3.93	8-18-3	0	111	948	.883
Tom Draper	1	34	5.29	0-0-0	0	3	14	.786

\* - Acquired during season # - Relocated during season

#	DATE	H/R	OPPONENT	SCORE	RES	RECORD	PTS
1	OCT. 7		DALLAS	7-5	W	1-0-0	2
2	OCT. 9		ANAHEIM	4-3	W	2-0-0	4
3	OCT. 11	@	NY Rangers	6-4	L	2-1-0	4
4	OCT. 12	@	New Jersey	4-1	L	2-2-0	4
5	OCT. 15		DETROIT	5-5	T	2-2-1	5
6	OCT. 17		TAMPA BAY	5-2	W	3-2-1	7
7	OCT. 19		SAN JOSE	3-3	T	3-2-2	8
8	OCT. 22	@	Anaheim	6-2	L	3-3-2	8
9	OCT. 25	@	San Jose	6-1	W	4-3-2	10
10	OCT. 27	@	Edmonton	7-5	L	4-4-2	10
11	OCT. 28	@	Vancouver	4-1	W	5-4-2	12
12	OCT. 30		DETROIT	3-2	W	6-4-2	14
13	NOV. 1		TORONTO	4-2	L	6-5-2	14
14	NOV. 3		COLORADO	5-2	L	6-6-2	14
15	NOV. 5	@	Buffalo	4-3	W	7-6-2	16
16	NOV. 10	@	St. Louis	3-2	L	7-7-2	16
17	NOV. 14		CHICAGO	6-5	W	8-7-2	18
18	NOV. 17		NY RANGERS	6-3	W	9-7-2	20
19	NOV. 18	@	Toronto	2-1	L	9-8-2	20
20	NOV. 21	@	Boston	5-4	L	9-9-2	20
21	NOV. 22	@	Ottawa	3-1	W	10-9-2	22
22	NOV. 26		EDMONTON	4-0	W	11-9-2	24
23	NOV. 28		TORONTO	4-3	W	12-9-2	26
24	NOV. 30		ST. LOUIS	4-1	L	12-10-2	26
25	DEC. 2		CHICAGO	2-2	T	12-10-3	27
26	DEC. 3		CALGARY	5-2	W	13-10-3	29
27	DEC. 6	@	Los Angeles	6-3	L	13-11-3	29
28	DEC. 7	@	San Jose	5-3	L	13-12-3	29
29	DEC. 10		WASHINGTON	6-1	L	13-13-3	29
30	DEC. 12		MONTREAL	6-5	L	13-14-3	29
31	DEC. 15		EDMONTON	9-4	W	14-14-3	31
32	DEC. 17	@	Chicago	3-1	L	14-15-3	31
33	DEC. 19	@	Tampa Bay	6-3	L	14-16-3	31
34	DEC. 21	@	Florida	6-1	L	14-17-3	31
35	DEC. 23		ST. LOUIS	2-1	W	15-17-3	33
36	DEC. 28	@	Chicago	4-3	L	15-18-3	33
37	DEC. 29		NEW JERSEY	5-3	W	16-18-3	35
38	DEC. 31		BOSTON	5-3	L	16-19-3	35
39	JAN. 3	@	Los Angeles	5-4	W	17-19-3	37
40	JAN. 5	@	Dallas	5-4	L	17-20-3	37
41	JAN. 8	@	Detroit	6-4	W	18-20-3	39

#	DATE	H/R	OPPONENT	SCORE	RES	RECORD	PTS
42	JAN. 10		BUFFALO	4-1	W	19-20-3	41
43	JAN. 12		HARTFORD	3-2	L	19-21-3	41
44	JAN. 14		ANAHEIM	6-4	L	19-22-3	41
45	JAN. 16	@	Washington	1-1	T	19-22-4	42
46	JAN. 17	@	Toronto	4-2	W	20-22-4	44
47	JAN. 24		ST. LOUIS	6-5	L	20-23-4	44
48	JAN. 27	@	Montreal	4-1	L	20-24-4	44
49	JAN. 29	@	Dallas	2-1	W	21-24-4	46
50	FEB. 1	@	Colorado	6-4	L	21-25-4	46
51	FEB. 4		VANCOUVER	4-2	L	21-26-4	46
52	FEB. 8		OTTAWA	6-2	W	22-26-4	48
53	FEB. 10	@	Calgary	3-2	W	23-26-4	50
54	FEB. 13	@	Vancouver	5-4	L	23-27-4	50
55	FEB. 16		PITTSBURGH	1-0	L	23-28-4	50
56	FEB. 18	@	St. Louis	3-0	L	23-29-4	50
57	FEB. 21		VANCOUVER	5-3	L	23-30-4	50
58	FEB. 23		CHICAGO	1-0	W	24-30-4	52
59	FEB. 26		LOS ANGELES	4-3	W	25-30-4	54
60	FEB. 28		TORONTO	4-3	W	26-30-4	56
61	MAR. 1	@	Hartford	5-2	W	27-30-4	58
62	MAR. 3	@	NY Islanders	7-5	W	28-30-4	60
63	MAR. 5	@	Pittsburgh	9-4	L	28-31-4	60
64	MAR. 7		FLORIDA	5-3	W	29-31-4	62
65	MAR. 9		NY ISLANDERS	4-2	L	29-32-4	62
66	MAR. 10		DETROIT	5-2	L	29-33-4	62
67	MAR. 12	@	Detroit	5-2	L	29-34-4	62
68	MAR. 13	@	Toronto	3-3	T	29-34-5	63
69	MAR. 16	@	Philadelphia	3-0	L	29-35-5	63
70	MAR. 20		SAN JOSE	7-1	L	29-36-5	63
71	MAR. 22		PHILADELPHIA	4-1	W	30-36-5	65
72	MAR. 24		COLORADO	5-2	L	30-37-5	65
73	MAR. 26	@	Dallas	8-2	W	31-37-5	67
74	MAR. 27	@	Colorado	3-1	W	32-37-5	69
75	MAR. 29	@	Edmonton	3-2	L	32-38-5	69
76	MAR. 31	@	Calgary	4-1	W	33-38-5	71
77	APR. 3		DALLAS	3-1	W	34-38-5	73
78	APR. 6		CALGARY	4-3	W	35-38-5	75
79	APR. 8	@	St. Louis	2-2	T	35-38-6	76
80	APR. 10	@	Detroit	5-2	L	35-39-6	76
81	APR. 12		LOS ANGELES	5-3	W	36-39-6	78
82	APR. 14	@	Anaheim	5-2	L	36-40-6	78

38-37-7 (83 points), 3rd Central Division

PLAYER	GP	G	A	PTS	PIM
Keith Tkachuk	81	52	34	86	228
Jeremy Roenick	72	29	40	69	115
Mike Gartner	82	32	31	63	38
Oleg Tverdovsky	82	10	45	55	30
Craig Janney	77	15	38	53	26
Cliff Ronning	69	19	32	51	26
Dallas Drake	63	17	19	36	52
Teppo Numminen	82	2	25	27	28
Darrin Shannon	82	11	13	24	41
Bob Corkum	80	9	11	20	40
#Dave Manson	66	3	17	20	164
Mike Stapleton	55	4	11	15	36
Deron Quint	27	3	11	14	4
Kris King	81	3	11	14	185
Norm Maciver	32	4	9	13	24
Shane Doan	63	4	8	12	49
Igor Korolev	41	3	7	10	28
Jim Johnson	55	3	7	10	74
Jeff Finley	65	3	7	10	40

PLAYER	GP	G	A	PTS	PIM
Jim McKenzie	65	5	3	8	200
Chad Kilger	24	4	3	7	13
*Jayson More	23	1	6	7	37
Brad McCrimmon	37	1	5	6	18
#Mike Eastwood	33	1	3	4	4
*Gerald Diduck	11	1	2	3	23
Nikolai Khabibulin	72	0	3	3	16
Jocelyn Lemieux	2	1	0	1	0
Darcy Wakaluk	16	0	1	1	4
Parris Duffus	1	0	0	0	0
Jason Simon	1	0	0	0	0
Brent Thompson	1	0	0	0	7
Tavis Hansen	1	0	0	0	0
*Pat Jablonski	2	0	0	0	0
Kevin Dahl	2	0	0	0	0
Juha Ylonen	2	0	0	0	0
#Dallas Eakins	4	0	0	0	10
Mike Hudson	7	0	0	0	2
*Murray Baron	8	0	0	0	4

GOALTENDER	GP	MIN	GAA	W-L-T	SO	GA	SA	SV%
Nikolai Khabibulin	72	4091	2.83	30-33-6	7	193	2094	.908
Darcy Wakaluk	16	782	2.99	8-3-1	1	39	386	.899
*Pat Jablonski	2	59	2.03	0-1-0	0	2	24	.917
Parris Duffus	1	29	2.07	0-0-0	0	1	8	.875

\* - Acquired during season # - Relocated during season

#	DATE	H/R	OPPONENT	SCORE	RES	RECORD	PTS	#	DATE	H/R	OPPONENT	SCORE	RES	RECORD	PTS
1	OCT. 5	@	Hartford	1-0	L	0-1-0	0	42	JAN. 9		DETROIT	5-4	L	18-20-4	40
2	OCT. 7	@	Boston	5-2	W	1-1-0	2	43	JAN. 10	@	Dallas	4-3	W	19-20-4	42
3	OCT. 10		SAN JOSE	4-1	W	2-1-0	4	44	JAN. 12		BUFFALO	3-2	L	19-21-4	42
4	OCT. 12		ANAHEIM	4-2	W	3-1-0	6	45	JAN. 13	@	San Jose	5-4	L	19-22-4	42
5	OCT. 14		EDMONTON	6-3	L	3-2-0	6	46	JAN. 15		ST. LOUIS	4-1	L	19-23-4	42
6	OCT. 18		PHILADELPHIA	3-1	L	3-3-0	6	47	JAN. 23		ANAHEIM	6-3	W	20-23-4	44
7	OCT. 20		FLORIDA	1-1	T	3-3-1	7	48	JAN. 25		VANCOUVER	4-0	W	21-23-4	46
8	OCT. 22		ST. LOUIS	2-1	L	3-4-1	7	49	JAN. 28	@	Philadelphia	4-1	L	21-24-4	46
9	OCT. 26	@	Toronto	5-2	L	3-5-1	7	50	JAN. 29	@	Detroit	3-0	W	22-24-4	48
10	OCT. 28	@	Montreal	5-4	W	4-5-1	9	51	FEB. 1	@	Pittsburgh	4-1	L	22-25-4	48
11	OCT. 30	@	Edmonton	4-1	L	4-6-1	9	52	FEB. 4		TAMPA BAY	2-0	L	22-26-4	48
12	NOV. 1	@	Calgary	3-2	W	5-6-1	11	53	FEB. 6		CHICAGO	3-2	W	23-26-4	50
13	NOV. 3		MONTREAL	4-4	T	5-6-2	12	54	FEB. 8		DALLAS	5-4	L	23-27-4	50
14	NOV. 6		DALLAS	3-2	L	5-7-2	12	55	FEB. 10	@	St. Louis	4-2	W	24-27-4	52
15	NOV. 8		COLORADO	4-1	L	5-8-2	12	56	FEB. 12	@	Dallas	5-0	W	25-27-4	54
16	NOV. 14		HARTFORD	2-1	L	5-9-2	12	57	FEB. 13		COLORADO	3-2	L	25-28-4	54
17	NOV. 16		TORONTO	3-2	W	6-9-2	14	58	FEB. 15		BOSTON	5-4	W	26-28-4	56
18	NOV. 18		DETROIT	2-2	T	6-9-3	15	59	FEB. 18		LOS ANGELES	6-1	W	27-28-4	58
19	NOV. 20	@	Colorado	6-0	L	6-10-3	15	60	FEB. 22	@	Anaheim	4-2	L	27-29-4	58
20	NOV. 21	@	St. Louis	4-3	L	6-11-3	15	61	FEB. 24		DETROIT	5-3	L	27-30-4	58
21	NOV. 23		NY ISLANDERS	3-3	T	6-11-4	16	62	FEB. 26	@	Calgary	5-2	W	28-30-4	60
22	NOV. 26		NY RANGERS	3-1	L	6-12-4	16	63	FEB. 27	@	Vancouver	6-2	L	28-31-4	60
23	NOV. 28		NEW JERSEY	4-3	W	7-12-4	18	64	MAR. 2		CHICAGO	4-0	L	28-32-4	60
24	NOV. 30		CALGARY	3-1	W	8-12-4	20	65	MAR. 5	@	Florida	3-0	W	29-32-4	62
25	DEC. 3		LOS ANGELES	4-1	L	8-13-4	20	66	MAR. 6	@	Tampa Bay	5-0	W	30-32-4	64
26	DEC. 5	@	St. Louis	3-0	W	9-13-4	22	67	MAR. 8	@	Chicago	2-0	W	31-32-4	66
27	DEC. 7	@	New Jersey	4-3	W	10-13-4	24	68	MAR. 10		OTTAWA	4-1	L	31-33-4	66
28	DEC. 9	@	NY Rangers	5-2	L	10-14-4	24	69	MAR. 12		PITTSBURGH	5-5	T	31-33-5	67
29	DEC. 10	@	NY Islanders	8-2	L	10-15-4	24	70	MAR. 14	@	San Jose	4-1	W	32-33-5	69
30	DEC. 13	@	Ottawa	4-2	W	11-15-4	26	71	MAR. 17		ST. LOUIS	3-2	W	33-33-5	71
31	DEC. 14	@	Toronto	5-3	W	12-15-4	28	72	MAR. 19	@	Dallas	7-2	L	33-34-5	71
32	DEC. 17		WASHINGTON	4-3	W	13-15-4	30	73	MAR. 20	@	Chicago	4-2	W	34-34-5	73
33	DEC. 20		TORONTO	5-2	W	14-15-4	32	74	MAR. 22	@	Toronto	3-0	W	35-34-5	75
34	DEC. 22		CALGARY	7-2	L	14-16-4	32	75	MAR. 27		TORONTO	1-1	T	35-34-6	76
35	DEC. 23	@	Anaheim	2-1	W	15-16-4	34	76	MAR. 29		EDMONTON	3-1	L	35-35-6	76
36	DEC. 26	@	Los Angeles	5-2	L	15-17-4	34	77	APR. 1		SAN JOSE	7-1	W	36-35-6	78
37	DEC. 27		VANCOUVER	7-4	W	16-17-4	36	78	APR. 3	@	Los Angeles	5-4	W	37-35-6	80
38	DEC. 30	@	Detroit	5-3	W	17-17-4	38	79	APR. 6	@	Colorado	2-1	L	37-36-6	80
39	JAN. 2	@	Chicago	4-2	W	18-17-4	40	80	APR. 7		DALLAS	2-2	T	37-36-7	81
40	JAN. 3	@	Washington	3-0	L	18-18-4	40	81	APR. 9	@	Vancouver	6-4	L	37-37-7	81
41	JAN. 5	@	Buffalo	5-1	L	18-19-4	40	82	APR. 11	@	Edmonton	6-2	W	38-37-7	83

35-35-12 (82 points), 4th Central Division

PLAYER	GP	G	A	PTS	PIM
Keith Tkachuk	69	40	26	66	147
Jeremy Roenick	79	24	32	56	103
Cliff Ronning	80	11	44	55	36
Craig Janney	68	10	43	53	12
Teppo Numminen	82	11	40	51	30
Rick Tocchet	68	26	19	45	157
Dallas Drake	60	11	29	40	71
Mike Gartner	60	12	15	27	24
Bob Corkum	76	12	9	21	28
Oleg Tverdovsky	46	7	12	19	12
Gerald Diduck	78	8	10	18	118
Brad Isbister	66	9	8	17	102
John Slaney	55	3	14	17	24
Darrin Shannon	58	2	12	14	26
Juha Ylonen	55	1	11	12	10
Shane Doan	33	5	6	11	35
Deron Quint	32	4	7	11	16
#Jayson More	41	5	5	10	53
Mike Stapleton	64	5	5	10	36

PLAYER	GP	G	A	PTS	PIM
Norm Maciver	41	2	6	8	38
Jim McKenzie	64	3	4	7	146
*Keith Carney	20	1	6	7	18
Michel Petit	32	4	2	6	77
Jocelyn Lemieux	30	3	3	6	27
Murray Baron	45	1	5	6	106
Jim Johnson	16	2	1	3	18
*Mark Janssens	7	1	2	3	4
Nikolai Khabibulin	70	0	2	2	22
Daniel Briere	5	1	0	1	2
Jason Doig	4	0	1	1	12
Sean Gagnon	5	0	1	1	14
#Chad Kilger	10	0	1	1	4
Jeff Christian	1	0	0	0	0
Brad Tiley	1	0	0	0	0
Scott Levins	2	0	0	0	5
Scott Langkow	3	0	0	0	0
Jimmy Waite	17	0	0	0	2
*Jim Cummins	20	0	0	0	47

GOALTENDER	GP	MIN	GAA	W-L-T	SO	GA	SA	SV%
Jimmy Waite	17	793	2.12	5-6-1	1	28	322	.913
Nikolai Khabibulin	70	4026	2.74	30-28-10	4	184	1835	.900
Scott Langkow	3	137	4.38	0-1-1	0	10	60	.833

\* - Acquired during season # - Relocated during season

#	DATE	H/R OPPONENT	SCORE	RES	RECORD	PTS	#	DATE	H/R OPPONENT	SCORE	RES	RECORD	PTS
1	OCT. 1	CHICAGO	6-2	W	1-0-0	2	42	JAN. 3	NY ISLANDERS	2-1	W	19-16-7	45
2	OCT. 3	@ St. Louis	7-2	L	1-1-0	2	43	JAN. 6	Detroit	2-0	L	19-17-7	45
3	OCT. 5	@ Philadelphia	2-1	W	2-1-0	4	44	JAN. 8	@ Boston	5-2	L	19-18-7	45
4	OCT. 8	BOSTON	3-2	L	2-2-0	4	45	JAN. 9	@ Chicago	4-2	W	20-18-7	47
5	OCT. 11	@ Colorado	3-3	T	2-2-1	5	46	JAN. 11	OTTAWA	4-4	T	20-18-8	48
6	OCT. 13	CHICAGO	2-1	W	3-2-1	7	47	JAN. 14	FLORIDA	3-2	W	21-18-8	50
7	OCT. 19	SAN JOSE	5-3	W	4-2-1	9	48	JAN. 20	@ Edmonton	6-2	L	21-19-8	50
8	OCT. 21	ANAHEIM	4-3	L	4-3-1	9	49	JAN. 21	@ Vancouver	6-1	W	22-19-8	52
9	OCT. 23	WASHINGTON	3-3	T	4-3-2	10	50	JAN. 24	EDMONTON	5-2	L	22-20-8	52
10	OCT. 26	BUFFALO	6-1	W	5-3-2	12	51	JAN. 26	VANCOUVER	4-2	W	23-20-8	54
11	OCT. 29	@ Edmonton	3-2	L	5-4-2	12	52	JAN. 28	@ Detroit	4-4	T	23-20-9	55
12	OCT. 30	@ Calgary	4-2	L	5-5-2	12	53	JAN. 30	@ Buffalo	3-3	T	23-20-10	56
13	NOV. 2	CALGARY	3-1	W	6-5-2	14	54	JAN. 31	@ Toronto	5-2	W	24-20-10	58
14	NOV. 5	@ Montreal	4-2	L	6-6-2	14	55	FEB. 3	CHICAGO	4-2	L	24-21-10	58
15	NOV. 6	@ Ottawa	4-1	L	6-7-2	14	56	FEB. 5	PHILADELPHIA	6-2	L	24-22-10	58
16	NOV. 8	@ Toronto	3-0	W	7-7-2	16	57	FEB. 7	NY RANGERS	1-1	T	24-22-11	59
17	NOV. 11	TAMPA BAY	5-2	W	8-7-2	18	58	FEB. 25	COLORADO	4-2	L	24-23-11	59
18	NOV. 13	MONTREAL	5-2	L	8-8-2	18	59	FEB. 26	@ Colorado	3-0	L	24-24-11	59
19	NOV. 15	@ San Jose	3-2	W	9-8-2	20	60	FEB. 28	@ Dallas	4-0	L	24-25-11	59
20	NOV. 17	EDMONTON	6-3	W	10-8-2	22	61	MAR. 2	DETROIT	3-1	L	24-26-11	59
21	NOV. 20	@ Vancouver	4-2	L	10-9-2	22	62	MAR. 6	CAROLINA	5-4	L	24-27-11	59
22	NOV. 22	TORONTO	2-0	W	11-9-2	24	63	MAR. 8	@ Dallas	1-1	T	24-27-12	60
23	NOV. 25	ST. LOUIS	3-2	W	12-9-2	26	64	MAR. 10	LOS ANGELES	4-3	L	24-28-12	60
24	NOV. 27	DALLAS	4-1	L	12-10-2	26	65	MAR. 12	DALLAS	5-4	W	25-28-12	62
25	NOV. 29	@ Dallas	5-2	L	12-11-2	26	66	MAR. 14	@ St. Louis	2-0	W	26-28-12	64
26	DEC. 1	@ Florida	3-2	W	13-11-2	28	67	MAR. 16	@ Washington	2-1	L	26-29-12	64
27	DEC. 3	@ Tampa Bay	2-1	L	13-12-2	28	68	MAR. 19	COLORADO	4-3	L	26-30-12	64
28	DEC. 5	@ Carolina	2-2	T	13-12-3	29	69	MAR. 21	@ Los Angeles	3-2	L	26-31-12	64
29	DEC. 6	@ NY Islanders	4-0	L	13-13-3	29	70	MAR. 22	SAN JOSE	3-1	W	27-31-12	66
30	DEC. 8	@ NY Rangers	3-1	L	13-14-3	29	71	MAR. 24	TORONTO	4-2	W	28-31-12	68
31	DEC. 10	@ Chicago	3-3	T	13-14-4	30	72	MAR. 28	NEW JERSEY	3-0	L	28-32-12	68
32	DEC. 12	PITTSBURGH	2-2	T	13-14-5	31	73	APR. 1	@ Anaheim	5-1	W	29-32-12	70
33	DEC. 14	DETROIT	3-3	T	13-14-6	32	74	APR. 3	ANAHEIM	6-3	W	30-32-12	72
34	DEC. 17	VANCOUVER	5-1	L	13-15-6	32	75	APR. 5	@ New Jersey	3-2	L	30-33-12	72
35	DEC. 19	@ Anaheim	6-2	W	14-15-6	34	76	APR. 7	@ Pittsburgh	2-1	W	31-33-12	74
36	DEC. 20	TORONTO	3-2	L	14-16-6	34	77	APR. 9	@ Detroit	5-1	L	31-34-12	74
37	DEC. 23	CALGARY	2-2	T	14-16-7	35	78	APR. 11	@ St. Louis	4-3	W	32-34-12	76
38	DEC. 26	@ San Jose	4-0	W	15-16-7	37	79	APR. 12	@ Chicago	2-1	W	33-34-12	78
39	DEC. 27	@ Los Angeles	4-2	W	16-16-7	39	80	APR. 14	DETROIT	2-1	W	34-34-12	80
40	DEC. 29	@ Calgary	5-3	W	17-16-7	41	81	APR. 16	DALLAS	3-2	W	35-34-12	82
41	JAN. 1	LOS ANGELES	4-0	W	18-16-7	43	82	APR. 18	ST. LOUIS	5-4	L	35-35-12	82

**39-31-12 (90 points), 2nd Pacific Division**

PLAYER	GP	G	A	PTS	PIM	PLAYER	GP	G	A	PTS	PIM
Jeremy Roenick	78	24	48	72	130	Trevor Letowski	14	2	2	4	2
Keith Tkachuk	68	36	32	68	151	Tavis Hansen	20	2	1	3	12
Rick Tocchet	81	26	30	56	147	Rob Murray	13	1	2	3	4
Greg Adams	75	19	24	43	26	*Stephen Leach	22	1	1	2	37
Teppo Numminen	82	10	30	40	30	Gerald Diduck	44	0	2	2	72
Dallas Drake	53	9	22	31	65	#Jason Doig	9	0	1	1	10
Jyrki Lumme	60	7	21	28	34	*Jamie Huscroft	11	0	1	1	27
Oleg Tverdovsky	82	7	18	25	32	*Stan Neckar	11	0	1	1	10
Juha Ylonen	59	6	17	23	20	Andrei Vasilyev	1	0	0	0	0
Daniel Briere	64	8	14	22	30	#J.F. Jomphe	1	0	0	0	2
Shane Doan	79	6	16	22	54	Scott Langkow	1	0	0	0	0
Bob Corkum	77	9	10	19	17	Joe Dziedzic	2	0	0	0	0
Mike Stapleton	76	9	9	18	34	Sean Gagnon	2	0	0	0	7
Keith Carney	82	2	14	16	62	Robert Esche	3	0	0	0	0
*Robert Reichel	13	7	6	13	4	*Mikhail Shtalenkov	4	0	0	0	0
Deron Quint	60	5	8	13	20	*Brian Noonan	7	0	0	0	0
#Brad Isbister	32	4	4	8	46	Brad Tiley	8	0	0	0	0
Jim Cummins	55	1	7	8	190	#Bryan Helmer	11	0	0	0	23
#Cliff Ronning	7	2	5	7	2	Louie DeBrusk	15	0	0	0	34
*J.J. Daigneault	35	0	7	7	32	Jimmy Waite	16	0	0	0	2
Mike Sullivan	63	2	4	6	24	Nikolai Khabibulin	63	0	0	0	8

GOALTENDER	GP	MIN	GAA	W-L-T	SO	GA	SA	SV%
Nikolai Khabibulin	63	3657	2.13	32-23-7	8	130	1681	.923
*Mikhail Shtalenkov	4	243	2.22	1-2-1	0	9	104	.913
Jimmy Waite	16	898	2.74	6-5-4	1	41	390	.895
Robert Esche	3	130	3.23	0-1-0	0	7	50	.860
Scott Langkow	1	35	5.14	0-0-0	0	3	17	.824

\* - Acquired during season # - Relocated during season

#	DATE	H/R OPPONENT	SCORE	RES	RECORD	PTS	#	DATE	H/R OPPONENT	SCORE	RES	RECORD	PTS
1	OCT. 11	OTTAWA	4-1	L	0-1-0	0	42	JAN. 21	ANAHEIM	3-3	T	24-11-7	55
2	OCT. 15	COLORADO	5-2	W	1-1-0	2	43	JAN. 26	@ Buffalo	1-1	T	24-11-8	56
3	OCT. 19	BOSTON	3-1	W	2-1-0	4	44	JAN. 28	@ Philadelphia	4-2	L	24-12-8	56
4	OCT. 22	@ Dallas	2-1	L	2-2-0	4	45	JAN. 29	@ NY Islanders	4-4	T	24-12-9	57
5	OCT. 25	@ Anaheim	2-2	T	2-2-1	5	46	JAN. 31	@ Nashville	5-1	W	25-12-9	59
6	OCT. 26	@ Colorado	5-1	W	3-2-1	7	47	FEB. 2	CALGARY	2-2	T	25-12-10	60
7	OCT. 28	@ San Jose	4-2	W	4-2-1	9	48	FEB. 4	SAN JOSE	3-1	W	26-12-10	62
8	NOV. 1	@ Los Angeles	3-0	W	5-2-1	11	49	FEB. 6	CHICAGO	3-0	W	27-12-10	64
9	NOV. 6	DETROIT	3-1	W	6-2-1	13	50	FEB. 8	SAN JOSE	3-0	L	27-13-10	64
10	NOV. 10	COLORADO	1-1	T	6-2-2	14	51	FEB. 10	LOS ANGELES	3-0	W	28-13-10	66
11	NOV. 11	@ Dallas	2-0	W	7-2-2	16	52	FEB. 13	@ Colorado	4-1	W	29-13-10	68
12	NOV. 14	TAMPA BAY	4-1	W	8-2-2	18	53	FEB. 14	ANAHEIM	5-1	L	29-14-10	68
13	NOV. 18	VANCOUVER	4-2	W	9-2-2	20	54	FEB. 16	PHILADELPHIA	4-1	L	29-15-10	68
14	NOV. 20	@ San Jose	2-1	W	10-2-2	22	55	FEB. 19	@ Tampa Bay	4-2	L	29-16-10	68
15	NOV. 21	EDMONTON	3-2	W	11-2-2	24	56	FEB. 20	@ Florida	7-1	L	29-17-10	68
16	NOV. 24	CHICAGO	3-2	W	12-2-2	26	57	FEB. 22	@ Pittsburgh	4-1	L	29-18-10	68
17	NOV. 26	NEW JERSEY	3-2	W	13-2-2	28	58	FEB. 24	@ Washington	2-1	W	30-18-10	70
18	NOV. 28	@ Los Angeles	4-0	W	14-2-2	30	59	FEB. 26	@ NY Rangers	3-0	L	30-19-10	70
19	DEC. 2	@ Edmonton	4-3	L	14-3-2	30	60	FEB. 28	@ New Jersey	4-1	L	30-20-10	70
20	DEC. 5	@ Calgary	3-2	W	15-3-2	32	61	MAR. 2	@ Boston	3-2	L	30-21-10	70
21	DEC. 6	@ Vancouver	3-3	T	15-3-3	33	62	MAR. 5	DETROIT	7-2	L	30-22-10	70
22	DEC. 9	MONTREAL	4-2	W	16-3-3	35	63	MAR. 7	NASHVILLE	4-3	W	31-22-10	72
23	DEC. 12	@ Ottawa	2-0	W	17-3-3	37	64	MAR. 9	@ San Jose	4-2	L	31-23-10	72
24	DEC. 14	@ Montreal	2-2	T	17-3-4	38	65	MAR. 11	VANCOUVER	3-0	L	31-24-10	72
25	DEC. 16	@ Tampa Bay	5-2	L	17-4-4	38	66	MAR. 13	ANAHEIM	1-0	W	32-24-10	74
26	DEC. 17	@ St. Louis	3-2	L	17-5-4	38	67	MAR. 15	CAROLINA	5-5	T	32-24-11	75
27	DEC. 20	NY ISLANDERS	4-2	W	18-5-4	40	68	MAR. 17	@ Detroit	4-3	W	33-24-11	77
28	DEC. 22	@ Detroit	6-2	W	19-5-4	42	69	MAR. 18	@ St. Louis	2-2	T	33-24-12	78
29	DEC. 23	@ Chicago	4-3	L	19-6-4	42	70	MAR. 21	LOS ANGELES	4-1	W	34-24-12	80
30	DEC. 26	@ Los Angeles	2-1	W	20-6-4	44	71	MAR. 23	DALLAS	3-2	L	34-25-12	80
31	DEC. 28	LOS ANGELES	4-2	L	20-7-4	44	72	MAR. 25	WASHINGTON	4-2	W	35-25-12	82
32	DEC. 30	NY RANGERS	3-1	W	21-7-4	46	73	MAR. 27	CALGARY	2-1	W	36-25-12	84
33	JAN. 1	DALLAS	2-1	L	21-8-4	46	74	MAR. 29	@ Vancouver	1-0	L	36-26-12	84
34	JAN. 5	FLORIDA	2-2	T	21-8-5	47	75	MAR. 30	@ Edmonton	7-4	W	37-26-12	86
35	JAN. 7	EDMONTON	7-1	L	21-9-5	47	76	APR. 1	@ Calgary	4-1	W	38-26-12	88
36	JAN. 8	@ Anaheim	4-1	L	21-10-5	47	77	APR. 6	SAN JOSE	1-0	L	38-27-12	88
37	JAN. 11	BUFFALO	1-0	W	22-10-5	49	78	APR. 9	NASHVILLE	4-3	L	38-28-12	88
38	JAN. 13	PITTSBURGH	5-3	W	23-10-5	51	79	APR. 11	@ Anaheim	3-0	L	38-29-12	88
39	JAN. 15	@ Nashville	2-0	L	23-11-5	51	80	APR. 14	@ Dallas	4-2	L	38-30-12	88
40	JAN. 17	@ Chicago	1-1	T	23-11-6	52	81	APR. 15	ST. LOUIS	6-4	L	38-31-12	88
41	JAN. 19	ST. LOUIS	4-2	W	24-11-6	54	82	APR. 17	DALLAS	2-0	W	39-31-12	90

### 39-31-8-4 (90 points), 3rd Pacific Division

PLAYER	GP	G	A	PTS	PIM
Jeremy Roenick	75	34	44	78	102
Shane Doan	81	26	25	51	66
Travis Green	78	25	21	46	45
Greg Adams	69	19	27	46	14
Dallas Drake	79	15	30	45	62
Keith Tkachuk	50	22	21	43	82
Teppo Numminen	79	8	34	42	16
Jyrki Lumme	74	8	32	40	44
Trevor Letowski	82	19	20	39	20
#Rick Tocchet	64	12	17	29	67
Juha Ylonen	76	6	23	29	12
Mika Alatalo	82	10	17	27	36
Keith Carney	82	4	20	24	87
Mike Sullivan	79	5	10	15	10
Benoit Hogue	27	3	10	13	10
#Deron Quint	50	3	7	10	22
Stan Neckar	66	2	8	10	36

PLAYER	GP	G	A	PTS	PIM
*Lyle Odelein	16	1	7	8	19
Louie DeBrusk	61	4	3	7	78
#Todd Gill	41	1	6	7	30
J.J. Daigneault	53	1	6	7	22
*Mikael Renberg	10	2	4	6	2
Radoslav Suchy	60	0	6	6	16
#Mikhail Shtalenkov	15	0	3	3	2
Daniel Briere	13	1	1	2	0
David Oliver	9	1	0	1	2
Jean-Guy Trudel	1	0	0	0	0
Wyatt Smith	2	0	0	0	0
Kevin Sawyer	3	0	0	0	12
Tavis Hansen	5	0	0	0	0
Robert Esche	8	0	0	0	4
*Chris Joseph	9	0	0	0	0
Bob Essensa	30	0	0	0	0
*Sean Burke	35	0	0	0	10

GOALTENDER	GP	MIN	GAA	W-L-T	SO	GA	SA	SV%
#Mikhail Shtalenkov	15	904	2.39	7-6-2	2	36	370	.903
*Sean Burke	35	2074	2.55	17-14-3	3	88	1022	.914
Bob Essensa	30	1573	2.78	13-10-3	1	73	719	.898
Robert Esche	8	408	3.38	2-5-0	0	23	215	.893

\* - Acquired during season # - Relocated during season

#	DATE	H/R	OPPONENT	SCORE	RES	RECORD	PTS	#	DATE	H/R	OPPONENT	SCORE	RES	RECORD	PTS
1	OCT. 2	@	St. Louis	2-1	W	1-0-0-0	2	42	JAN. 10	@	NY Islanders	2-2	T	22-15-5-0	49
2	OCT. 5		ANAHEIM	4-0	W	2-0-0-0	4	43	JAN. 12		PITTSBURGH	3-1	W	23-15-5-0	51
3	OCT. 8	@	Chicago	3-3	T	2-0-1-0	5	44	JAN. 15		ANAHEIM	4-2	W	24-15-5-0	53
4	OCT. 10	@	NY Rangers	4-2	L	2-1-1-0	5	45	JAN. 17	@	Colorado	2-0	L	24-16-5-0	53
5	OCT. 11	@	Buffalo	2-2	T	2-1-2-0	6	46	JAN. 18	@	Nashville	4-4	T	24-16-6-0	54
6	OCT. 14		OTTAWA	4-3	W	3-1-2-0	8	47	JAN. 20		BUFFALO	2-1	W	25-16-6-0	56
7	OCT. 16		BOSTON	2-1	W	4-1-2-0	10	48	JAN. 23		SAN JOSE	3-2	W	26-16-6-0	58
8	OCT. 22	@	Los Angeles	6-3	W	5-1-2-0	12	49	JAN. 27	@	Carolina	4-2	W	27-16-6-0	60
9	OCT. 23		WASHINGTON	2-2	T	5-1-3-0	13	50	JAN. 28	@	Washington	3-2	OL	27-16-6-1	61
10	OCT. 26	@	Edmonton	3-1	L	5-2-3-0	13	51	JAN. 31		DETROIT	5-3	W	28-16-6-1	63
11	OCT. 28	@	Vancouver	4-1	W	6-2-3-0	15	52	FEB. 1	@	San Jose	1-0	W	29-16-6-1	65
12	OCT. 30	@	Colorado	5-3	W	7-2-3-0	17	53	FEB. 3		DALLAS	2-0	L	29-17-6-1	65
13	OCT. 31	@	Anaheim	3-0	W	8-2-3-0	19	54	FEB. 9		LOS ANGELES	5-2	L	29-18-6-1	65
14	NOV. 3	@	San Jose	6-3	L	8-3-3-0	19	55	FEB. 12		CALGARY	4-3	W	30-18-6-1	67
15	NOV. 5		DALLAS	6-4	L	8-4-3-0	19	56	FEB. 14		DETROIT	3-1	L	30-19-6-1	67
16	NOV. 10		EDMONTON	5-4	W	9-4-3-0	21	57	FEB. 18	@	Dallas	4-3	W	31-19-6-1	69
17	NOV. 12		VANCOUVER	3-2	L	9-5-3-0	21	58	FEB. 20		ATLANTA	4-2	W	32-19-6-1	71
18	NOV. 14		LOS ANGELES	3-2	L	9-6-3-0	21	59	FEB. 22	@	Montreal	1-0	L	32-20-6-1	71
19	NOV. 16		CALGARY	2-1	W	10-6-3-0	23	60	FEB. 23	@	Toronto	5-3	L	32-21-6-1	71
20	NOV. 18	@	Los Angeles	3-2	W	11-6-3-0	25	61	FEB. 25	@	Calgary	3-3	T	32-21-7-1	72
21	NOV. 20		CHICAGO	3-1	W	12-6-3-0	27	62	FEB. 27	@	Vancouver	2-1	L	32-22-7-1	72
22	NOV. 25		NEW JERSEY	4-2	W	13-6-3-0	29	63	MAR. 1		CAROLINA	7-5	W	33-22-7-1	74
23	NOV. 26		COLORADO	7-0	W	14-6-3-0	31	64	MAR. 3		DALLAS	4-1	L	33-23-7-1	74
24	NOV. 28	@	Detroit	4-3	W	15-6-3-0	33	65	MAR. 5	@	Chicago	7-3	L	33-24-7-1	74
25	NOV. 30	@	Nashville	6-3	W	16-6-3-0	35	66	MAR. 7	@	St. Louis	4-0	L	33-25-7-1	74
26	DEC. 2		TAMPA BAY	3-1	W	17-6-3-0	37	67	MAR. 9		NY ISLANDERS	5-0	W	34-25-7-1	76
27	DEC. 4		ANAHEIM	2-1	L	17-7-3-0	37	68	MAR. 11		VANCOUVER	5-0	W	35-25-7-1	78
28	DEC. 6	@	Dallas	3-2	W	18-7-3-0	39	69	MAR. 13		PHILADELPHIA	4-1	L	35-26-7-1	78
29	DEC. 8		FLORIDA	6-1	L	18-8-3-0	39	70	MAR. 15		ST. LOUIS	5-3	L	35-27-7-1	78
30	DEC. 11	@	Pittsburgh	4-2	L	18-9-3-0	39	71	MAR. 17		NASHVILLE	4-3	OL	35-27-7-2	79
31	DEC. 13	@	Boston	2-0	L	18-10-3-0	39	72	MAR. 21		CHICAGO	3-0	L	35-28-7-2	79
32	DEC. 16	@	Philadelphia	5-3	L	18-11-3-0	39	73	MAR. 23		COLORADO	4-2	L	35-29-7-2	79
33	DEC. 19		SAN JOSE	4-3	W	19-11-3-0	41	74	MAR. 24	@	San Jose	5-1	L	35-30-7-2	79
34	DEC. 21		ST. LOUIS	6-0	L	19-12-3-0	41	75	MAR. 26	@	Anaheim	4-3	OL	35-30-7-3	80
35	DEC. 22	@	Anaheim	8-2	W	20-12-3-0	43	76	MAR. 29	@	Atlanta	3-2	W	36-30-7-3	82
36	DEC. 26	@	Los Angeles	3-2	W	21-12-3-0	45	77	MAR. 31	@	Calgary	3-1	W	37-30-7-3	84
37	DEC. 28		NY RANGERS	2-2	T	21-12-4-0	46	78	APR. 1	@	Edmonton	4-3	OL	37-30-7-4	85
38	JAN. 1		EDMONTON	5-4	L	21-13-4-0	46	79	APR. 3		LOS ANGELES	2-1	W	38-30-7-4	87
39	JAN. 4	@	Detroit	5-2	W	22-13-4-0	48	80	APR. 5		NASHVILLE	3-2	W	39-30-7-4	89
40	JAN. 6	@	Ottawa	5-2	L	22-14-4-0	48	81	APR. 7		SAN JOSE	3-1	L	39-31-7-4	89
41	JAN. 8	@	New Jersey	4-3	L	22-15-4-0	48	82	APR. 9	@	Dallas	2-2	T	39-31-8-4	90

\*Records for '99-00 are "adjusted" to reflect overtime losses instead of regulation ties.

35-27-17-3 (90 points), 4th Pacific Division

PLAYER	GP	G	A	PTS	PIM
Jeremy Roenick	80	30	46	76	114
#Keith Tkachuk	64	29	42	71	108
Shane Doan	76	26	37	63	89
Joé Juneau	69	10	23	33	28
Landon Wilson	70	18	13	31	92
Teppo Numminen	72	5	26	31	36
Travis Green	69	13	15	28	63
Claude Lemieux	46	10	16	26	58
Brad May	62	11	14	25	107
Jyrki Lumme	58	4	21	25	44
Juha Ylonen	69	9	14	23	38
Trevor Letowski	77	7	15	22	32
Mika Alatalo	70	7	12	19	22
Ossi Vaananen	81	4	12	16	90
Keith Carney	82	2	14	16	86
Daniel Briere	30	11	4	15	12
Wyatt Smith	42	3	7	10	13

PLAYER	GP	G	A	PTS	PIM
Radoslav Suchy	72	0	10	10	22
Mike Sullivan	72	5	4	9	16
*Michal Handzus	10	4	4	8	21
*Mike Johnson	12	2	3	5	4
#Stan Neckar	53	2	2	4	63
*Paul Mara	16	0	4	4	14
Joel Bouchard	32	1	2	3	22
Robert Esche	25	0	3	3	2
#Chris Joseph	24	1	1	2	16
*Ladislav Nagy	6	0	1	1	2
*Todd Simpson	13	0	1	1	12
Sean Burke	62	0	1	1	16
Brad Ralph	1	0	0	0	0
David Cullen	2	0	0	0	0
Tavis Hansen	7	0	0	0	4
Louie DeBrusk	39	0	0	0	79

GOALTENDER	GP	MIN	GAA	W-L-T	SO	GA	SA	SV%
Sean Burke	62	3644	2.27	25-22-13	4	138	1766	.922
Robert Esche	25	1350	3.02	10-8-4	2	68	657	.896

\* - Acquired during season # - Relocated during season

#	DATE	H/R	OPPONENT	SCORE	RES	RECORD	PTS	#	DATE	H/R	OPPONENT	SCORE	RES	RECORD	PTS
1	OCT. 5		ST. LOUIS	4-1	W	1-0-0-0	2	42	JAN. 12	@	Toronto	3-2	L	18-12-11-1	48
2	OCT. 7		MINNESOTA	4-1	W	2-0-0-0	4	43	JAN. 13	@	Montreal	5-2	L	18-13-11-1	48
3	OCT. 12	@	San Jose	2-1	L	2-1-0-0	4	44	JAN. 15		ST. LOUIS	3-1	W	19-13-11-1	50
4	OCT. 14		PHILADELPHIA	6-3	W	3-1-0-0	6	45	JAN. 17		PITTSBURGH	5-4	W	20-13-11-1	52
5	OCT. 15	@	Los Angeles	6-5	W	4-1-0-0	8	46	JAN. 19	@	Anaheim	4-3	W	21-13-11-1	54
6	OCT. 18		FLORIDA	2-1	W	5-1-0-0	10	47	JAN. 21		DALLAS	5-2	W	22-13-11-1	56
7	OCT. 21	@	Vancouver	3-2	W	6-1-0-0	12	48	JAN. 23	@	Calgary	4-2	W	23-13-11-1	58
8	OCT. 22	@	Edmonton	3-3	T	6-1-1-0	13	49	JAN. 24	@	Vancouver	6-2	L	23-14-11-1	58
9	OCT. 24	@	Calgary	2-2	T	6-1-2-0	14	50	JAN. 26	@	Edmonton	1-1	T	23-14-12-1	59
10	OCT. 27	@	Dallas	4-2	W	7-1-2-0	16	51	JAN. 29		NASHVILLE	5-2	L	23-15-12-1	59
11	OCT. 28		LOS ANGELES	3-1	W	8-1-2-0	18	52	FEB. 1		ANAHEIM	4-2	L	23-16-12-1	59
12	OCT. 30	@	Colorado	4-0	W	9-1-2-0	20	53	FEB. 7		CAROLINA	2-1	OL	23-16-12-2	60
13	NOV. 1	@	Anaheim	1-1	T	9-1-3-0	21	54	FEB. 9		EDMONTON	2-0	W	24-16-12-2	62
14	NOV. 3		DALLAS	2-2	T	9-1-4-0	22	55	FEB. 11		CHICAGO	3-2	W	25-16-12-2	64
15	NOV. 7	@	Los Angeles	3-3	T	9-1-5-0	23	56	FEB. 13	@	Tampa Bay	5-2	W	26-16-12-2	66
16	NOV. 8		DETROIT	4-2	L	9-2-5-0	23	57	FEB. 14	@	Florida	4-3	L	26-17-12-2	66
17	NOV. 11	@	Columbus	2-1	L	9-3-5-0	23	58	FEB. 16	@	Carolina	2-0	W	27-17-12-2	68
18	NOV. 12	@	NY Rangers	2-0	W	10-3-5-0	25	59	FEB. 18		CALGARY	4-1	L	27-18-12-2	68
19	NOV. 14	@	Washington	2-2	T	10-3-6-0	26	60	FEB. 21		COLUMBUS	3-2	W	28-18-12-2	70
20	NOV. 16		COLORADO	6-3	W	11-3-6-0	28	61	FEB. 23	@	Buffalo	7-3	W	29-18-12-2	72
21	NOV. 18		ANAHEIM	6-2	L	11-4-6-0	28	62	FEB. 25	@	Detroit	6-3	L	29-19-12-2	72
22	NOV. 21		CHICAGO	4-1	L	11-5-6-0	28	63	FEB. 27	@	Boston	7-4	L	29-20-12-2	72
23	NOV. 25	@	St. Louis	5-1	L	11-6-6-0	28	64	FEB. 28	@	Columbus	5-2	L	29-21-12-2	72
24	NOV. 26	@	Philadelphia	2-1	W	12-6-6-0	30	65	MAR. 2		DETROIT	2-2	T	29-21-13-2	73
25	NOV. 29	@	Colorado	2-1	L	12-7-6-0	30	66	MAR. 4		COLORADO	5-0	L	29-22-13-2	73
26	NOV. 30		MINNESOTA	2-0	W	13-7-6-0	32	67	MAR. 6		NASHVILLE	5-1	W	30-22-13-2	75
27	DEC. 2		DALLAS	5-2	L	13-8-6-0	32	68	MAR. 8		VANCOUVER	3-2	W	31-22-13-2	77
28	DEC. 6		VANCOUVER	1-1	T	13-8-7-0	33	69	MAR. 10		MONTREAL	3-3	T	31-22-14-2	78
29	DEC. 10		COLUMBUS	1-1	T	13-8-8-0	34	70	MAR. 14		NEW JERSEY	3-2	L	31-23-14-2	78
30	DEC. 14		TAMPA BAY	3-2	W	14-8-8-0	36	71	MAR. 16	@	Dallas	1-1	T	31-23-15-2	79
31	DEC. 16		SAN JOSE	2-1	OL	14-8-8-1	37	72	MAR. 17	@	Nashville	4-1	L	31-24-15-2	79
32	DEC. 20		CALGARY	4-2	W	15-8-8-1	39	73	MAR. 19	@	Los Angeles	6-2	L	31-25-15-2	79
33	DEC. 22		ATLANTA	5-1	W	16-8-8-1	41	74	MAR. 21		OTTAWA	5-2	L	31-26-15-2	79
34	DEC. 27	@	Chicago	1-1	T	16-8-9-1	42	75	MAR. 24		EDMONTON	7-4	W	32-26-15-2	81
35	DEC. 29	@	Minnesota	2-2	T	16-8-10-1	43	76	MAR. 25		NY ISLANDERS	2-2	T	32-26-16-2	82
36	DEC. 30	@	St. Louis	2-1	L	16-9-10-1	43	77	MAR. 28	@	Minnesota	2-0	W	33-26-16-2	84
37	JAN. 1		SAN JOSE	3-2	L	16-10-10-1	43	78	MAR. 29	@	Nashville	4-3	OL	33-26-16-3	85
38	JAN. 4		NY RANGERS	3-1	W	17-10-10-1	45	79	MAR. 31		SAN JOSE	3-1	W	34-26-16-3	87
39	JAN. 6	@	NY Islanders	2-1	W	18-10-10-1	47	80	APR. 3		LOS ANGELES	2-2	T	34-26-17-3	88
40	JAN. 9	@	Detroit	2-2	T	18-10-11-1	48	81	APR. 5	@	San Jose	3-0	L	34-27-17-3	88
41	JAN. 10	@	New Jersey	5-1	L	18-11-11-1	48	82	APR. 6	@	Anaheim	5-2	W	35-27-17-3	90



### 40-27-9-6 (95 points), 2nd Pacific Division

PLAYER	GP	G	A	PTS	PIM	PLAYER	GP	G	A	PTS	PIM
Daymond Langkow	80	27	35	62	36	#Trevor Letowski	33	2	6	8	4
Daniel Briere	78	32	28	60	52	Branko Radivojevic	18	4	2	6	4
Shane Doan	81	20	29	49	61	*Drake Berehowsky	32	1	4	5	42
Teppo Numminen	76	13	35	48	20	Mike Sullivan	42	1	2	3	16
Michal Handzus	79	15	30	45	34	#Todd Warriner	18	0	3	3	8
Ladislav Nagy	74	23	19	42	50	*Denis Pederson	19	1	1	2	20
Claude Lemieux	82	16	25	41	70	Jason Jaspers	4	0	1	1	4
Danny Markov	72	6	30	36	67	Sean Burke	60	0	1	1	14
Mike Johnson	57	5	22	27	28	*Darcy Hordichuk	1	0	0	0	14
Paul Mara	75	7	17	24	58	#Kirill Safronov	1	0	0	0	0
Krystofer Kolanos	57	11	11	22	48	Jean-Guy Trudel	3	0	0	0	2
Brad May	72	10	12	22	95	Patrick DesRochers	5	0	0	0	2
Landon Wilson	47	7	12	19	46	Martin Grenier	5	0	0	0	5
Radoslav Suchy	81	4	13	17	10	*Sebastien Bordeleau	6	0	0	0	2
#Sergei Berezin	41	7	9	16	4	#Tyler Bouck	7	0	0	0	4
Todd Simpson	67	2	13	15	152	Dan Focht	8	0	0	0	11
Ossi Vaananen	76	2	12	14	74	Wyatt Smith	10	0	0	0	0
*Brian Savage	30	6	6	12	8	#David Cullen	14	0	0	0	6
*Andrei Nazarov	30	6	3	9	51	Robert Esche	22	0	0	0	16

GOALTENDER	GP	MIN	GAA	W-L-T	SO	GA	SA	SV%
Sean Burke	60	3587	2.29	33-21-6	5	137	1711	.920
Robert Esche	22	1145	2.72	6-10-2	1	52	533	.902
Patrick DesRochers	5	243	3.70	1-2-1	0	15	99	.848

\* - Acquired during season # - Relocated during season

#	DATE	H/R	OPPONENT	SCORE	RES	RECORD	PTS	#	DATE	H/R	OPPONENT	SCORE	RES	RECORD	PTS
1	OCT. 4	@	Los Angeles	2-2	T	0-0-1-0	1	42	JAN. 4	@	San Jose	5-3	L	18-15-6-3	45
2	OCT. 6	@	Edmonton	6-2	L	0-1-1-0	1	43	JAN. 6		TAMPA BAY	3-0	L	18-16-6-3	45
3	OCT. 8	@	Calgary	2-1	W	1-1-1-0	3	44	JAN. 9		SAN JOSE	6-5	L	18-17-6-3	45
4	OCT. 11	@	Chicago	3-0	L	1-2-1-0	3	45	JAN. 15		DETROIT	2-2	T	18-17-7-3	46
5	OCT. 13		WASHINGTON	5-2	W	2-2-1-0	5	46	JAN. 17	@	Colorado	3-2	OL	18-17-7-4	47
6	OCT. 16		BOSTON	1-1	T	2-2-2-0	6	47	JAN. 19		BUFFALO	3-1	L	18-18-7-4	47
7	OCT. 18	@	Dallas	3-1	L	2-3-2-0	6	48	JAN. 21	@	Nashville	1-0	W	19-18-7-4	49
8	OCT. 20		VANCOUVER	5-2	W	3-3-2-0	8	49	JAN. 23	@	Chicago	4-1	W	20-18-7-4	51
9	OCT. 24		ANAHEIM	3-2	OL	3-3-2-1	9	50	JAN. 25	@	Detroit	4-1	L	20-19-7-4	51
10	OCT. 27		COLORADO	1-0	W	4-3-2-1	11	51	JAN. 26	@	Columbus	3-2	W	21-19-7-4	53
11	OCT. 30	@	Buffalo	3-2	W	5-3-2-1	13	52	JAN. 28	@	Atlanta	4-2	W	22-19-7-4	55
12	NOV. 1	@	New Jersey	5-2	L	5-4-2-1	13	53	JAN. 30	@	Florida	3-1	W	23-19-7-4	57
13	NOV. 2	@	Washington	2-2	T	5-4-3-1	14	54	FEB. 4	@	Vancouver	4-2	L	23-20-7-4	57
14	NOV. 4	@	Carolina	1-0	OL	5-4-3-2	15	55	FEB. 6		CHICAGO	5-2	L	23-21-7-4	57
15	NOV. 7		DETROIT	3-1	L	5-5-3-2	15	56	FEB. 8		LOS ANGELES	6-5	W	24-21-7-4	59
16	NOV. 9	@	Dallas	5-1	W	6-5-3-2	17	57	FEB. 10		EDMONTON	4-3	L	24-22-7-4	59
17	NOV. 10	@	St. Louis	4-1	L	6-6-3-2	17	58	FEB. 12		CALGARY	4-3	W	25-22-7-4	61
18	NOV. 13		EDMONTON	5-4	OL	6-6-3-3	18	59	FEB. 13	@	Los Angeles	2-2	T	25-22-8-4	62
19	NOV. 15		SAN JOSE	5-3	W	7-6-3-3	20	60	FEB. 26		DALLAS	5-1	W	26-22-8-4	64
20	NOV. 17		NY ISLANDERS	6-1	W	8-6-3-3	22	61	FEB. 28	@	Colorado	2-1	OL	26-22-8-5	65
21	NOV. 20		MINNESOTA	2-1	W	9-6-3-3	24	62	MAR. 3		COLUMBUS	2-1	W	27-22-8-5	67
22	NOV. 23	@	Minnesota	5-2	L	9-7-3-3	24	63	MAR. 5		NEW JERSEY	4-1	W	28-22-8-5	69
23	NOV. 24	@	St. Louis	5-3	L	9-8-3-3	24	64	MAR. 7		VANCOUVER	6-1	W	29-22-8-5	71
24	NOV. 27	@	Columbus	3-0	L	9-9-3-3	24	65	MAR. 9		OTTAWA	3-2	W	30-22-8-5	73
25	NOV. 29		NASHVILLE	1-0	W	10-9-3-3	26	66	MAR. 12		CHICAGO	3-1	W	31-22-8-5	75
26	DEC. 1		PITTSBURGH	5-2	W	11-9-3-3	28	67	MAR. 15	@	Nashville	3-2	W	32-22-8-5	77
27	DEC. 5		ST. LOUIS	3-0	W	12-9-3-3	30	68	MAR. 17	@	Minnesota	2-2	T	32-22-9-5	78
28	DEC. 7	@	Detroit	1-1	T	12-9-4-3	31	69	MAR. 19	@	Boston	4-2	L	32-23-9-5	78
29	DEC. 8	@	Montreal	3-3	T	12-9-5-3	32	70	MAR. 20	@	Pittsburgh	3-1	W	33-23-9-5	80
30	DEC. 11	@	Toronto	6-3	L	12-10-5-3	32	71	MAR. 22	@	Dallas	4-3	L	33-24-9-5	80
31	DEC. 13	@	Ottawa	6-0	L	12-11-5-3	32	72	MAR. 24		LOS ANGELES	4-0	W	34-24-9-5	82
32	DEC. 15		DALLAS	6-2	L	12-12-5-3	32	73	MAR. 27	@	Anaheim	4-2	W	35-24-9-5	84
33	DEC. 17		COLUMBUS	4-1	W	13-12-5-3	34	74	MAR. 28		ANAHEIM	2-1	OL	35-24-9-6	85
34	DEC. 19		CALGARY	6-3	W	14-12-5-3	36	75	MAR. 30		COLORADO	5-3	W	36-24-9-6	87
35	DEC. 21	@	Anaheim	2-1	L	14-13-5-3	36	76	APR. 1		ST. LOUIS	5-3	W	37-24-9-6	89
36	DEC. 23		ANAHEIM	4-0	L	14-14-5-3	36	77	APR. 4	@	San Jose	5-2	L	37-25-9-6	89
37	DEC. 26		LOS ANGELES	1-1	T	14-14-6-3	37	78	APR. 7	@	Vancouver	4-3	L	37-26-9-6	89
38	DEC. 28		PHILADELPHIA	4-2	W	15-14-6-3	39	79	APR. 9	@	Calgary	4-2	W	38-26-9-6	91
39	DEC. 30	@	San Jose	4-2	W	16-14-6-3	41	80	APR. 10	@	Edmonton	3-0	L	38-27-9-6	91
40	DEC. 31		NY RANGERS	5-0	W	17-14-6-3	43	81	APR. 12		MINNESOTA	7-1	W	39-27-9-6	93
41	JAN. 3		ATLANTA	2-1	W	18-14-6-3	45	82	APR. 14		NASHVILLE	6-4	W	40-27-9-6	95

31-35-11-5 (78 points), 4th Pacific Division

PLAYER	GP	G	A	PTS	PIM
Mike Johnson	82	23	40	63	47
Shane Doan	82	21	37	58	86
Ladislav Nagy	80	22	35	57	92
Daymond Langkow	82	20	32	52	56
#Daniel Briere	68	17	29	46	50
#Tony Amonte	59	13	23	36	26
Teppo Numminen	78	6	24	30	30
Branko Radivojevic	79	12	15	27	63
Paul Mara	73	10	15	25	78
Danny Markov	64	4	16	20	36
#Ramzi Abid	30	10	8	18	30
*Deron Quint	51	7	10	17	20
Brian Savage	43	6	10	16	22
Landon Wilson	31	6	8	14	26
#Claude Lemieux	36	6	8	14	30
Kelly Buchberger	79	3	9	12	109
Todd Simpson	66	2	7	9	135
Ossi Vaananen	67	2	7	9	82
Radoslav Suchy	77	1	8	9	18
*Paul Ranheim	40	3	4	7	10

GOALTENDER	GP	MIN	GAA	W-L-T	SO	GA	SA	SV%
Sean Burke	22	1248	2.12	12-6-2	2	44	632	.930
Zac Bierk	16	884	2.17	4-9-1	1	32	471	.932
Brian Boucher	45	2544	3.02	15-20-8	0	128	1210	.894
*Jean-Marc Pelletier	2	119	3.03	0-2-0	0	6	48	.875
#Patrick DesRochers	4	175	3.77	0-3-0	0	11	88	.875

PLAYER	GP	G	A	PTS	PIM
#Brad May	20	3	4	7	32
Jeff Taffe	20	3	1	4	4
*Jan Hrdina	4	0	4	4	8
Andrei Nazarov	59	3	0	3	135
Drake Berehowsky	7	1	2	3	27
*Chris Gratton	14	0	1	1	21
*Brad Ference	15	0	1	1	28
*Scott Pellerin	23	0	1	1	8
Brian Boucher	45	0	1	1	0
*Jean-Marc Pelletier	2	0	0	0	0
Jason Jaspers	2	0	0	0	0
Krystofer Kolanos	2	0	0	0	0
Martin Grenier	3	0	0	0	0
#Patrick DesRochers	4	0	0	0	0
*Frank Banham	5	0	0	0	2
#Dan Focht	10	0	0	0	10
Zac Bierk	16	0	0	0	2
Sean Burke	22	0	0	0	4
#Darcy Hordichuk	25	0	0	0	82

\* - Acquired during season # - Relocated during season

#	DATE	H/R	OPPONENT	SCORE	RES	RECORD	PTS	#	DATE	H/R	OPPONENT	SCORE	RES	RECORD	PTS
1	OCT. 9	@	Los Angeles	4-1	L	0-1-0-0	0	42	JAN. 8	@	Chicago	0-0	T	15-17-7-3	40
2	OCT. 12		DALLAS	5-2	L	0-2-0-0	0	43	JAN. 10	@	Minnesota	2-1	L	15-18-7-3	40
3	OCT. 14	@	Columbus	4-2	W	1-2-0-0	2	44	JAN. 11	@	Nashville	4-3	OL	15-18-7-4	41
4	OCT. 15	@	Ottawa	2-1	L	1-3-0-0	2	45	JAN. 14		ST. LOUIS	4-1	L	15-19-7-4	41
5	OCT. 17	@	Toronto	5-3	L	1-4-0-0	2	46	JAN. 18		BUFFALO	1-0	L	15-20-7-4	41
6	OCT. 19	@	Buffalo	3-2	W	2-4-0-0	4	47	JAN. 20		SAN JOSE	3-1	W	16-20-7-4	43
7	OCT. 22	@	Nashville	2-1	W	3-4-0-0	6	48	JAN. 23	@	Calgary	7-1	W	17-20-7-4	45
8	OCT. 24		COLORADO	3-2	L	3-5-0-0	6	49	JAN. 24	@	Edmonton	5-1	W	18-20-7-4	47
9	OCT. 26		MINNESOTA	6-1	L	3-6-0-0	6	50	JAN. 26	@	Vancouver	1-0	L	18-21-7-4	47
10	OCT. 28	@	NY Rangers	3-2	OL	3-6-0-1	7	51	JAN. 28		CALGARY	4-3	W	19-21-7-4	49
11	OCT. 29	@	NY Islanders	3-2	W	4-6-0-1	9	52	FEB. 5	@	Los Angeles	4-3	L	19-22-7-4	49
12	OCT. 31	@	Philadelphia	6-2	L	4-7-0-1	9	53	FEB. 7	@	Anaheim	3-2	L	19-23-7-4	49
13	NOV. 3		NASHVILLE	2-1	W	5-7-0-1	11	54	FEB. 8		DALLAS	3-1	L	19-24-7-4	49
14	NOV. 7		MINNESOTA	4-1	W	6-7-0-1	13	55	FEB. 12		NEW JERSEY	3-0	L	19-25-7-4	49
15	NOV. 9		VANCOUVER	5-2	L	6-8-0-1	13	56	FEB. 14	@	Minnesota	3-2	W	20-25-7-4	51
16	NOV. 11	@	Tampa Bay	4-2	L	6-9-0-1	13	57	FEB. 15	@	St. Louis	5-3	W	21-25-7-4	53
17	NOV. 12	@	Carolina	3-2	L	6-10-0-1	13	58	FEB. 18		COLUMBUS	5-2	W	22-25-7-4	55
18	NOV. 15	@	Atlanta	5-1	W	7-10-0-1	15	59	FEB. 20	@	Chicago	2-1	W	23-25-7-4	57
19	NOV. 17		COLORADO	4-4	T	7-10-1-1	16	60	FEB. 21	@	Dallas	2-2	T	23-25-8-4	58
20	NOV. 20		DALLAS	2-2	T	7-10-2-1	17	61	FEB. 23		CALGARY	4-2	L	23-26-8-4	58
21	NOV. 22		FLORIDA	3-3	T	7-10-3-1	18	62	FEB. 26		CAROLINA	4-2	W	24-26-8-4	60
22	NOV. 25	@	Dallas	5-1	L	7-11-3-1	18	63	FEB. 28		ANAHEIM	3-1	W	25-26-8-4	62
23	NOV. 27	@	Anaheim	2-2	T	7-11-4-1	19	64	MAR. 2	@	Detroit	5-2	L	25-27-8-4	62
24	NOV. 28		CHICAGO	4-2	L	7-12-4-1	19	65	MAR. 4	@	Pittsburgh	4-1	W	26-27-8-4	64
25	NOV. 30	@	San Jose	3-2	W	8-12-4-1	21	66	MAR. 6	@	St. Louis	6-3	L	26-28-8-4	64
26	DEC. 3		SAN JOSE	3-2	OL	8-12-4-2	22	67	MAR. 8		SAN JOSE	6-4	W	27-28-8-4	66
27	DEC. 5		DETROIT	5-3	L	8-13-4-2	22	68	MAR. 10	@	Colorado	2-2	T	27-28-9-4	67
28	DEC. 7		MONTREAL	4-2	L	8-14-4-2	22	69	MAR. 12		DETROIT	3-2	L	27-29-9-4	67
29	DEC. 9		COLUMBUS	3-3	T	8-14-5-2	23	70	MAR. 14		CHICAGO	4-0	L	27-30-9-4	67
30	DEC. 11		ATLANTA	4-2	W	9-14-5-2	25	71	MAR. 15		ANAHEIM	4-2	W	28-30-9-4	69
31	DEC. 13		WASHINGTON	4-3	L	9-15-5-2	25	72	MAR. 18		BOSTON	2-1	W	29-30-9-4	71
32	DEC. 15		LOS ANGELES	2-1	W	10-15-5-2	27	73	MAR. 20		EDMONTON	3-2	W	30-30-9-4	73
33	DEC. 17		PITTSBURGH	5-2	W	11-15-5-2	29	74	MAR. 22		TAMPA BAY	4-0	L	30-31-9-4	73
34	DEC. 20		ST. LOUIS	3-3	T	11-15-6-2	30	75	MAR. 24	@	Calgary	2-0	L	30-32-9-4	73
35	DEC. 22	@	Anaheim	4-0	L	11-16-6-2	30	76	MAR. 26	@	Edmonton	4-3	L	30-33-9-4	73
36	DEC. 26	@	Los Angeles	4-3	OL	11-16-6-3	31	77	MAR. 27	@	Vancouver	5-1	L	30-34-9-4	73
37	DEC. 28		PHILADELPHIA	4-0	W	12-16-6-3	33	78	MAR. 29	@	Colorado	6-1	L	30-35-9-4	73
38	DEC. 30		EDMONTON	4-3	W	13-16-6-3	35	79	MAR. 31		LOS ANGELES	5-4	OL	30-35-9-5	74
39	JAN. 1	@	Washington	2-1	W	14-16-6-3	37	80	APR. 2		VANCOUVER	3-3	T	30-35-10-5	75
40	JAN. 3	@	Detroit	4-1	W	15-16-6-3	39	81	APR. 4		NASHVILLE	1-0	W	31-35-10-5	77
41	JAN. 4	@	Columbus	2-0	L	15-17-6-3	39	82	APR. 6	@	San Jose	3-3	T	31-35-11-5	78

## 22-35-18-6 (68 points), 5th Pacific Division

PLAYER	GP	G	A	PTS	PIM
Shane Doan	79	27	41	68	47
Ladislav Nagy	55	24	28	52	46
Daymond Langkow	81	21	31	52	40
Paul Mara	81	6	36	42	48
#Chris Gratton	68	11	18	29	93
#Jan Hrdina	55	11	15	26	30
#Brian Savage	61	12	13	25	36
#Branko Radivojevic	53	9	14	23	36
Radoslav Suchy	82	7	14	21	8
Cale Hulse	82	3	17	20	123
Jeff Taffe	59	8	10	18	20
Daniel Cleary	68	6	11	17	42
*Mike Comrie	28	8	7	15	16
#Mike Sillinger	60	8	6	14	54
Fredrik Sjostrom	57	7	6	13	22
David Tanabe	45	5	7	12	22
Krystofer Kolanos	41	4	6	10	24
Mike Johnson	11	1	9	10	10
Tyson Nash	69	3	5	8	110

PLAYER	GP	G	A	PTS	PIM
#Ossi Vaananen	67	2	4	6	87
Brad Ference	63	0	5	5	103
#Landon Wilson	35	1	3	4	16
*Derek Morris	14	0	4	4	2
Andrei Nazarov	33	1	2	3	125
*Ivan Novoseltsev	17	2	0	2	6
Erik Westrum	15	1	1	2	20
*Todd Reirden	7	0	2	2	4
#Sean Burke	32	0	2	2	8
*Michael Rupp	6	0	1	1	6
Bryan Helmer	17	0	1	1	10
Jason Jaspers	3	0	0	0	2
Goran Bezina	3	0	0	0	2
Zac Bierk	4	0	0	0	2
Jean-Marc Pelletier	4	0	0	0	0
*Brent Johnson	8	0	0	0	0
Mike Stutzel	9	0	0	0	0
Brian Boucher	40	0	0	0	2
Matthew Spiller	51	0	0	0	54

GOALTENDER	GP	MIN	GAA	W-L-T	SO	GA	SA	SV%
*Brent Johnson	8	486	2.59	1-6-1	0	21	243	.914
Brian Boucher	40	2364	2.74	10-19-10	5	108	1150	.906
#Sean Burke	32	1795	2.81	10-15-5	1	84	913	.908
Zac Bierk	4	190	3.79	0-1-2	0	12	108	.889
Jean-Marc Pelletier	4	175	4.11	1-1-0	0	12	84	.857

\* - Acquired during season # - Relocated during season

#	DATE	H/R OPPONENT	SCORE	RES	RECORD	PTS	#	DATE	H/R OPPONENT	SCORE	RES	RECORD	PTS
1	OCT. 10	ST. LOUIS	2-1	W	1-0-0-0	2	42	JAN. 11	ATLANTA	1-1	T	16-12-12-2	46
2	OCT. 12	@ Anaheim	2-0	W	2-0-0-0	4	43	JAN. 13	VANCOUVER	4-1	L	16-13-12-2	46
3	OCT. 15	@ Florida	2-1	W	3-0-0-0	6	44	JAN. 15	@ Nashville	4-3	L	16-14-12-2	46
4	OCT. 16	@ Tampa Bay	5-1	L	3-1-0-0	6	45	JAN. 16	@ Detroit	3-3	T	16-14-13-2	47
5	OCT. 18	PHILADELPHIA	5-4	L	3-2-0-0	6	46	JAN. 21	SAN JOSE	4-2	L	16-15-13-2	47
6	OCT. 23	TORONTO	5-4	L	3-3-0-0	6	47	JAN. 22	@ San Jose	2-1	W	17-15-13-2	49
7	OCT. 25	@ San Jose	4-4	T	3-3-1-0	7	48	JAN. 24	DETROIT	5-2	W	18-15-13-2	51
8	OCT. 26	@ Vancouver	3-3	T	3-3-2-0	8	49	JAN. 27	CALGARY	2-1	L	18-16-13-2	51
9	OCT. 28	CHICAGO	2-2	T	3-3-3-0	9	50	JAN. 29	OTTAWA	4-1	L	18-17-13-2	51
10	OCT. 31	VANCOUVER	4-1	L	3-4-3-0	9	51	JAN. 31	DALLAS	5-4	L	18-18-13-2	51
11	NOV. 1	@ Los Angeles	7-3	L	3-5-3-0	9	52	FEB. 2	COLUMBUS	3-3	T	18-18-14-2	52
12	NOV. 6	@ Colorado	2-1	L	3-6-3-0	9	53	FEB. 4	FLORIDA	5-4	OL	18-18-14-3	53
13	NOV. 8	ANAHEIM	4-3	W	4-6-3-0	11	54	FEB. 5	@ San Jose	5-0	L	18-19-14-3	53
14	NOV. 9	@ Anaheim	2-1	OL	4-6-3-1	12	55	FEB. 11	@ Anaheim	5-3	L	18-20-14-3	53
15	NOV. 13	COLORADO	3-2	W	5-6-3-1	14	56	FEB. 13	NY ISLANDERS	5-2	L	18-21-14-3	53
16	NOV. 14	@ Dallas	3-3	T	5-6-4-1	15	57	FEB. 14	DALLAS	3-2	W	19-21-14-3	55
17	NOV. 16	@ Columbus	2-2	T	5-6-5-1	16	58	FEB. 16	@ St. Louis	4-2	L	19-22-14-3	55
18	NOV. 19	ST. LOUIS	5-4	W	6-6-5-1	18	59	FEB. 18	@ Detroit	5-2	L	19-23-14-3	55
19	NOV. 21	SAN JOSE	5-0	L	6-7-5-1	18	60	FEB. 20	COLUMBUS	3-2	W	20-23-14-3	57
20	NOV. 23	@ Atlanta	1-0	L	6-8-5-1	18	61	FEB. 21	NASHVILLE	8-2	L	20-24-14-3	57
21	NOV. 24	@ Dallas	5-2	L	6-9-5-1	18	62	FEB. 23	ANAHEIM	1-1	T	20-24-15-3	58
22	NOV. 27	LOS ANGELES	6-4	W	7-9-5-1	20	63	FEB. 25	PITTSBURGH	4-3	OL	20-24-15-4	59
23	NOV. 30	@ Boston	3-3	T	7-9-6-1	21	64	FEB. 27	EDMONTON	7-2	L	20-25-15-4	59
24	DEC. 2	@ New Jersey	3-1	W	8-9-6-1	23	65	FEB. 29	@ Calgary	4-2	L	20-26-15-4	59
25	DEC. 4	@ Buffalo	3-2	W	9-9-6-1	25	66	MAR. 2	@ Edmonton	5-4	OL	20-26-15-5	60
26	DEC. 5	@ Philadelphia	3-2	L	9-10-6-1	25	67	MAR. 5	MONTREAL	4-3	L	20-27-15-5	60
27	DEC. 7	@ Chicago	2-2	T	9-10-7-1	26	68	MAR. 7	MINNESOTA	1-1	T	20-27-16-5	61
28	DEC. 10	DALLAS	2-1	W	10-10-7-1	28	69	MAR. 9	@ Los Angeles	3-2	L	20-28-16-5	61
29	DEC. 12	EDMONTON	3-3	T	10-10-8-1	29	70	MAR. 10	LOS ANGELES	3-1	L	20-29-16-5	61
30	DEC. 15	MINNESOTA	5-2	L	10-11-8-1	29	71	MAR. 12	COLORADO	3-2	L	20-30-16-5	61
31	DEC. 18	@ Los Angeles	4-4	T	10-11-9-1	30	72	MAR. 14	@ Colorado	4-1	L	20-31-16-5	61
32	DEC. 20	@ St. Louis	1-1	T	10-11-10-1	31	73	MAR. 16	ANAHEIM	3-2	OL	20-31-16-6	62
33	DEC. 22	@ Nashville	3-3	T	10-11-11-1	32	74	MAR. 18	DETROIT	1-1	T	20-31-17-6	63
34	DEC. 23	@ Columbus	2-1	W	11-11-11-1	34	75	MAR. 21	@ Chicago	2-2	T	20-31-18-6	64
35	DEC. 27	NASHVILLE	3-1	L	11-12-11-1	34	76	MAR. 22	@ Minnesota	3-2	W	21-31-18-6	66
36	DEC. 29	NY RANGERS	3-2	OL	11-12-11-2	35	77	MAR. 24	CALGARY	4-0	L	21-32-18-6	66
37	DEC. 31	LOS ANGELES	4-0	W	12-12-11-2	37	78	MAR. 26	SAN JOSE	3-0	L	21-33-18-6	66
38	JAN. 2	@ Dallas	6-0	W	13-12-11-2	39	79	MAR. 28	@ Edmonton	4-2	L	21-34-18-6	66
39	JAN. 4	@ Carolina	3-0	W	14-12-11-2	41	80	MAR. 29	@ Vancouver	6-1	L	21-35-18-6	66
40	JAN. 7	@ Washington	3-0	W	15-12-11-2	43	81	MAR. 31	@ Calgary	1-0	L	21-36-18-6	66
41	JAN. 9	@ Minnesota	2-0	W	16-12-11-2	45	82	APR. 3	CHICAGO	2-1	W	22-36-18-6	68

**38-39-5 (81 points), 5th Pacific Division**

PLAYER	GP	G	A	PTS	PIM
Shane Doan	82	30	36	66	123
Mike Comrie	80	30	30	60	55
Ladislav Nagy	51	15	41	56	74
Mike Johnson	80	16	38	54	50
Paul Mara	78	15	32	47	70
*Geoff Sanderson	75	25	21	46	58
Keith Ballard	82	8	31	39	99
Derek Morris	53	6	21	27	54
Oleg Saprykin	67	11	14	25	50
Zbynek Michalek	82	9	15	24	62
*Steven Reinprecht	28	12	11	23	8
*Dave Scatchard	47	11	12	23	84
Fredrik Sjostrom	75	6	17	23	42
Boyd Devereaux	78	8	14	22	44
#Mike Leclerc	35	9	12	21	29
*# Jamie Lundmark	38	5	13	18	36
Mike Ricci	78	10	6	16	69
*Oleg Kvasha	15	4	7	11	6
#Petr Nedved	25	2	9	11	34
#Denis Gauthier	45	2	9	11	61
*Dennis Seidenberg	34	1	10	11	14
#Sean O'Donnell	57	1	7	8	121

PLAYER	GP	G	A	PTS	PIM
Tyson Nash	50	0	6	6	84
*Jamie Rivers	18	0	5	5	26
#David Tanabe	21	0	4	4	8
#Krystofer Kolanos	9	2	1	3	2
Bill Thomas	9	1	2	3	8
*Joel Perrault	5	1	1	2	2
Matt Jones	16	0	2	2	14
*Yanick Lehoux	3	1	0	1	2
*Josh Gratton	11	1	0	1	30
+Brett Hull	5	0	1	1	0
Matthew Spiller	8	0	1	1	13
Steve Gainey	20	0	1	1	20
Curtis Joseph	60	0	1	1	18
*Pascal Rheume	1	0	0	0	0
#Michael Rupp	1	0	0	0	0
*Pavel Brendl	2	0	0	0	0
*#Jeff Taffe	2	0	0	0	0
*Philippe Sauve	5	0	0	0	0
*#Tim Jackman	8	0	0	0	21
David LeNeveu	15	0	0	0	0
#Brian Boucher	11	0	0	0	2

GOALTENDER	GP	MIN	GAA	W-L-T	SO	GA	SA	SV%
Curtis Joseph	60	3424	2.91	32-21-3	4	166	1690	.902
David LeNeveu	15	814	3.24	3-8-2	0	44	386	.886
#Brian Boucher	11	512	3.87	3-6-0	0	33	268	.877
*Philippe Sauve	5	187	5.45	0-4-0	0	17	128	.867

\* - Acquired during season # - Relocated during season

#	DATE	H/R	OPPONENT	SCORE	RES	RECORD	PTS	#	DATE	H/R	OPPONENT	SCORE	RES	RECORD	PTS
1	OCT. 5	@	Vancouver	3-2	L	0-1-0	0	42	JAN. 8		COLUMBUS	5-2	L	20-20-2	42
2	OCT. 6	@	Los Angeles	3-2	L	0-2-0	0	43	JAN. 10	@	Ottawa	7-2	L	20-21-2	42
3	OCT. 8		MINNESOTA	2-1	W	1-2-0	2	44	JAN. 12	@	Buffalo	2-1	W	21-21-2	44
4	OCT. 11	@	Dallas	3-2	L	1-3-0	2	45	JAN. 14	@	Toronto	4-3	W	22-21-2	46
5	OCT. 13		NASHVILLE	5-4	SOL	1-3-1	3	46	JAN. 16		WASHINGTON	6-1	L	22-22-2	46
6	OCT. 15		DETROIT	2-0	L	1-4-1	3	47	JAN. 19		FLORIDA	6-3	W	23-22-2	48
7	OCT. 17	@	Calgary	2-0	W	2-4-1	5	48	JAN. 21		EDMONTON	4-3	W	24-22-2	50
8	OCT. 18	@	Edmonton	4-3	W	3-4-1	7	49	JAN. 23	@	Dallas	4-1	L	24-23-2	50
9	OCT. 20	@	Vancouver	3-2	L	3-5-1	7	50	JAN. 24	@	Minnesota	3-2	L	24-24-2	50
10	OCT. 23	@	Anaheim	5-3	L	3-6-1	7	51	JAN. 26	@	St. Louis	5-3	W	25-24-2	52
11	OCT. 25		ST. LOUIS	5-4	W	4-6-1	9	52	JAN. 28		SAN JOSE	6-2	W	26-24-2	54
12	OCT. 27		CALGARY	3-2	W	5-6-1	11	53	JAN. 29		EDMONTON	4-3	SOL	26-24-3	55
13	OCT. 29		DALLAS	5-3	L	5-7-1	11	54	JAN. 31		VANCOUVER	7-4	L	26-25-3	55
14	OCT. 30	@	Anaheim	3-2	L	5-8-1	11	55	FEB. 2		LOS ANGELES	2-1	W	27-25-3	57
15	NOV. 3		LOS ANGELES	4-0	W	6-8-1	13	56	FEB. 4		MINNESOTA	6-4	L	27-26-3	57
16	NOV. 5	@	Detroit	4-1	W	7-8-1	15	57	FEB. 7		CHICAGO	3-1	L	27-27-3	57
17	NOV. 6	@	Chicago	2-1	OL	7-8-2	16	58	FEB. 9		DALLAS	5-1	L	27-28-3	57
18	NOV. 8	@	Minnesota	4-2	W	8-8-2	18	59	FEB. 12		SAN JOSE	5-4	OL	27-28-4	58
19	NOV. 10		CALGARY	4-3	L	8-9-2	18	60	MAR. 2		DALLAS	6-2	W	28-28-4	60
20	NOV. 12		ANAHEIM	2-1	W	9-9-2	20	61	MAR. 4		DETROIT	7-3	L	28-29-4	60
21	NOV. 16		COLORADO	3-1	L	9-10-2	20	62	MAR. 7	@	Detroit	5-2	W	29-29-4	62
22	NOV. 19	@	San Jose	4-3	W	10-10-2	22	63	MAR. 9	@	Columbus	5-4	L	29-30-4	62
23	NOV. 20		COLUMBUS	5-1	W	11-10-2	24	64	MAR. 11		ANAHEIM	5-3	L	29-31-4	62
24	NOV. 22		ANAHEIM	2-1	L	11-11-2	24	65	MAR. 12	@	Anaheim	5-2	L	29-32-4	62
25	NOV. 25	@	Dallas	4-1	W	12-11-2	26	66	MAR. 14	@	Los Angeles	6-2	W	30-32-4	64
26	NOV. 26		VANCOUVER	2-1	W	13-11-2	28	67	MAR. 16	@	Nashville	2-0	L	30-33-4	64
27	NOV. 30	@	Anaheim	6-1	L	13-12-2	28	68	MAR. 19	@	Chicago	3-2	W	31-33-4	66
28	DEC. 3		CAROLINA	8-4	W	14-12-2	30	69	MAR. 21	@	Columbus	5-2	W	32-33-4	68
29	DEC. 5		ATLANTA	5-2	W	15-12-2	32	70	MAR. 23		CHICAGO	4-3	W	33-33-4	70
30	DEC. 11	@	Boston	2-1	W	16-12-2	34	71	MAR. 25		ANAHEIM	5-2	L	33-34-4	70
31	DEC. 13	@	Montreal	5-2	L	16-13-2	34	72	MAR. 28		NASHVILLE	5-3	W	34-34-4	72
32	DEC. 15		TAMPA BAY	3-1	L	16-14-2	34	73	MAR. 30	@	San Jose	5-2	W	35-34-4	74
33	DEC. 17	@	Los Angeles	4-1	L	16-15-2	34	74	APR. 1	@	San Jose	4-3	W	36-34-4	76
34	DEC. 20		ST. LOUIS	5-4	L	16-16-2	34	75	APR. 3	@	Edmonton	7-1	L	36-35-4	76
35	DEC. 22		SAN JOSE	2-1	W	17-16-2	36	76	APR. 5	@	Calgary	5-2	L	36-36-4	76
36	DEC. 23	@	Dallas	3-2	W	18-16-2	38	77	APR. 8		DALLAS	3-2	SOL	36-36-5	77
37	DEC. 26	@	Colorado	7-4	L	18-17-2	38	78	APR. 10		SAN JOSE	3-2	L	36-37-5	77
38	DEC. 28	@	San Jose	5-4	W	19-17-2	40	79	APR. 11	@	Colorado	6-4	L	36-38-5	77
39	DEC. 29		LOS ANGELES	6-5	W	20-17-2	42	80	APR. 13		LOS ANGELES	3-0	W	37-38-5	79
40	DEC. 31		COLORADO	5-2	L	20-18-2	42	81	APR. 15	@	Nashville	5-1	L	37-39-5	79
41	JAN. 5	@	Los Angeles	4-0	L	20-19-2	42	82	APR. 16	@	St. Louis	3-0	W	38-39-5	81

**31-46-5 (67 points), 5th Pacific Division**

PLAYER	GP	G	A	PTS	PIM
Shane Doan	73	27	28	55	73
# Ladislav Nagy	55	8	33	41	48
Owen Nolan	76	16	24	40	56
*# Yanic Perreault	49	19	14	33	30
Steven Reinprecht	49	9	24	33	28
Ed Jovanovski	54	11	18	29	63
Jeremy Roenick	70	11	17	28	32
Zbynek Michalek	82	4	24	28	34
Keith Ballard	69	5	22	27	59
Derek Morris	82	6	19	25	115
Michael Zigomanis	75	14	9	23	46
# Georges Laraque	56	5	17	22	52
# Mike Comrie	24	7	13	20	20
Travis Roche	50	6	13	19	22
Fredrik Sjostrom	78	9	9	18	48
Bill Thomas	24	8	6	14	2
Nick Boynton	59	2	9	11	138

PLAYER	GP	G	A	PTS	PIM
Patrick Fischer	27	4	6	10	24
* Mathias Tjarnqvist	26	5	4	9	2
* Niko Kapanen	19	2	7	9	8
Dave Scatchard	46	3	5	8	72
* Kevyn Adams	33	1	7	8	8
* Daniel Carcillo	18	4	3	7	74
Matt Jones	45	1	6	7	39
Jeff Taffe	17	4	2	6	2
Yanick Lehoux	7	1	2	3	4
*# Joel Perrault	21	1	2	3	14
Don MacLean	9	1	1	2	0
Enver Lisin	17	1	1	2	16
Josh Gratton	52	1	1	2	188
# Dennis Seidenberg	32	1	1	2	16
Keith Yandle	7	0	2	2	8
* Brendan Bell	14	0	2	2	8
Mike Ricci	7	0	1	1	4

GOALTENDER	GP	MIN	GAA	W-L-T	SO	GA	SA	SV%
Curtis Joseph	55	2993	3.19	18-31-2	4	159	1481	.893
*Mikael Tellqvist	30	1591	3.39	11-11-3	2	90	780	.885
David LeNeveu	6	233	3.86	2-1-0	0	15	142	.894
Michael Morrison	4	127	6.14	0-3-0	0	13	62	.790

\* - Acquired during season # - Relocated during season

#	DATE	H/R	OPPONENT	SCORE	RES	RECORD	PTS
1	OCT. 5		NY ISLANDERS	6-3	W	1-0-0	2
2	OCT. 7		ANAHEIM	2-1	L	1-1-0	2
3	OCT. 9	@	Columbus	5-1	L	1-2-0	2
4	OCT. 11	@	Detroit	9-2	L	1-3-0	2
5	OCT. 14	@	Nashville	4-1	L	1-4-0	2
6	OCT. 17	@	St. Louis	5-2	W	2-4-0	4
7	OCT. 19		LOS ANGELES	4-0	L	2-5-0	4
8	OCT. 21		DALLAS	4-0	L	2-6-0	4
9	OCT. 23	@	Edmonton	5-2	L	2-7-0	4
10	OCT. 24	@	Calgary	6-1	L	2-8-0	4
11	OCT. 26		EDMONTON	6-2	W	3-8-0	6
12	OCT. 28		NY RANGERS	7-3	L	3-9-0	6
13	NOV. 3	@	Anaheim	6-2	L	3-10-0	6
14	NOV. 4		LOS ANGELES	6-4	W	4-10-0	8
15	NOV. 9		DALLAS	1-0	L	4-11-0	8
16	NOV. 11		SAN JOSE	2-1	L	4-12-0	8
17	NOV. 14		MINNESOTA	4-3	W	5-12-0	10
18	NOV. 16		CHICAGO	3-2	W	6-12-0	12
19	NOV. 18	@	Los Angeles	5-3	L	6-13-0	12
20	NOV. 19	@	Anaheim	6-4	L	6-14-0	12
21	NOV. 22		NEW JERSEY	3-1	W	7-14-0	14
22	NOV. 24	@	Minnesota	4-0	L	7-15-0	14
23	NOV. 25	@	St. Louis	2-1	W	8-15-0	16
24	NOV. 30		LOS ANGELES	7-4	W	9-15-0	18
25	DEC. 4		NASHVILLE	3-2	W	10-15-0	20
26	DEC. 6	@	Dallas	3-0	L	10-16-0	20
27	DEC. 7	@	Chicago	2-1	W	11-16-0	22
28	DEC. 9		DALLAS	4-3	OL	11-16-1	23
29	DEC. 11	@	San Jose	4-0	L	11-17-1	23
30	DEC. 12	@	Vancouver	5-2	L	11-18-1	23
31	DEC. 14		COLUMBUS	5-4	W	12-18-1	25
32	DEC. 16		CALGARY	6-3	L	12-19-1	25
33	DEC. 21		EDMONTON	3-2	L	12-20-1	25
34	DEC. 23		ANAHEIM	2-0	W	13-20-1	27
35	DEC. 26	@	Los Angeles	4-3	OL	13-20-2	28
36	DEC. 28	@	San Jose	3-2	W	14-20-2	30
37	DEC. 30		SAN JOSE	8-0	W	15-20-2	32
38	JAN. 1	@	Washington	3-2	W	16-20-2	34
39	JAN. 4	@	Carolina	2-0	W	17-20-2	36
40	JAN. 5	@	Atlanta	5-4	W	18-20-2	38
41	JAN. 7	@	Chicago	4-2	W	19-20-2	40

#	DATE	H/R	OPPONENT	SCORE	RES	RECORD	PTS
42	JAN. 9	@	Dallas	5-2	W	20-20-2	42
43	JAN. 11		DETROIT	5-1	L	20-21-2	42
44	JAN. 13		SAN JOSE	4-1	L	20-22-2	42
45	JAN. 15		ST. LOUIS	5-4	W	21-22-2	44
46	JAN. 17	@	Colorado	4-3	L	21-23-2	44
47	JAN. 18	@	San Jose	5-2	L	21-24-2	44
48	JAN. 20	@	Los Angeles	3-2	W	22-24-2	46
49	JAN. 26	@	Colorado	5-4	W	23-24-2	48
50	JAN. 27		PITTSBURGH	7-2	L	23-25-2	48
51	JAN. 31	@	Anaheim	2-1	L	23-26-2	48
52	FEB. 1		NASHVILLE	3-2	W	24-26-2	50
53	FEB. 3		MINNESOTA	1-0	L	24-27-2	50
54	FEB. 6	@	Columbus	3-0	W	25-27-2	52
55	FEB. 7	@	Detroit	4-2	L	25-28-2	52
56	FEB. 10	@	Florida	5-2	L	25-29-2	52
57	FEB. 13	@	Tampa Bay	5-3	L	25-30-2	52
58	FEB. 15		ANAHEIM	5-4	OL	25-30-3	53
59	FEB. 17		DETROIT	4-1	L	25-31-3	53
60	FEB. 19	@	Nashville	4-1	L	25-32-3	53
61	FEB. 22		CALGARY	3-2	W	26-32-3	55
62	FEB. 26	@	Calgary	5-2	L	26-33-3	55
63	FEB. 27	@	Edmonton	3-0	W	27-33-3	57
64	MAR. 1	@	Vancouver	4-3	L	27-34-3	57
65	MAR. 3		COLUMBUS	4-3	L	27-35-3	57
66	MAR. 7	@	Anaheim	2-1	L	27-36-3	57
67	MAR. 8		VANCOUVER	4-2	L	27-37-3	57
68	MAR. 10		CHICAGO	7-5	L	27-38-3	57
69	MAR. 12		PHILADELPHIA	4-0	W	28-38-3	59
70	MAR. 15		SAN JOSE	5-1	L	28-39-3	59
71	MAR. 17		COLORADO	6-3	L	28-40-3	59
72	MAR. 18	@	Dallas	5-4	OL	28-40-4	60
73	MAR. 20	@	Minnesota	3-2	L	28-41-4	60
74	MAR. 22		ANAHEIM	2-1	W	29-41-4	62
75	MAR. 24		DALLAS	4-3	OL	29-41-5	63
76	MAR. 27	@	Dallas	6-0	L	29-42-5	63
77	MAR. 29		Colorado	4-3	L	29-43-5	63
78	MAR. 30	@	San Jose	4-2	L	29-44-5	63
79	APR. 3		ST. LOUIS	5-2	L	29-45-5	63
80	APR. 5		LOS ANGELES	3-2	W	30-45-5	65
81	APR. 7	@	Los Angeles	3-2	L	30-46-5	65
82	APR. 8		VANCOUVER	3-1	W	31-46-5	67

38-37-7 (83 points), 4th Pacific Division

PLAYER	GP	G	A	PTS	PIM
Shane Doan	80	28	50	78	59
Radim Vrbata	76	27	29	56	14
Peter Mueller	81	22	32	54	32
Ed Jovanovski	80	12	39	51	73
Steven Reinprecht	81	16	30	46	26
Martin Hanzal	72	8	27	35	28
Niko Kapanen	79	10	18	28	34
Daniel Winnik	79	11	15	26	25
Derek Morris	82	8	17	25	83
Daniel Carcillo	57	13	11	24	324
Keith Ballard	82	6	15	21	85
#Fredrik Sjostrom	51	10	9	19	14
Joel Perrault	49	7	10	17	48
Zbynek Michalek	75	4	13	17	34
Mike York	63	6	8	14	4

PLAYER	GP	G	A	PTS	PIM
Keith Yandle	43	5	7	12	14
Nick Boynton	79	3	9	12	125
Mathias Tjanqvist	78	4	7	11	34
Craig Weller	59	3	8	11	80
Enver Lisin	13	4	1	5	6
Mike Zigomanis	33	2	1	3	6
Matt Jones	45	0	2	2	10
Kyle Turris	3	0	1	1	2
Matt Murley	3	0	1	1	0
*Marcel Hossa	14	0	0	0	4
Bill Thomas	7	0	0	0	0
Brendan Bell	2	0	0	0	0
Pete Vandermeer	2	0	0	0	0
Ryan Caldwell	2	0	0	0	2
Josh Gratton	1	0	0	0	5

GOALTENDER	GP	MIN	GAA	W-L-T	SO	GA	SA	SV%
*Ilya Bryzgalov	55	3167	2.43	26-22-5	3	128	1621	.921
Mikael Tellqvist	22	1224	2.75	9-8-2	2	56	607	.908
#Alex Auld	9	509	3.54	3-6-0	1	30	249	.880
David Aebischer	1	60	3.00	0-1-0	0	3	33	.909

\* - Acquired during season # - Relocated during season

#	DATE	H/R	OPPONENT	SCORE	RES	RECORD	PTS	#	DATE	H/R	OPPONENT	SCORE	RES	RECORD	PTS
1	OCT. 4		ST. LOUIS	3-2	W	1-0-0	2	42	JAN. 10	@	Edmonton	5-2	L	22-19-1	45
2	OCT. 6		BOSTON	3-1	L	1-1-0	2	43	JAN. 11	@	Vancouver	4-3	W	23-19-1	47
3	OCT. 10	@	Columbus	3-0	L	1-2-0	2	44	JAN. 13	@	Minnesota	4-1	L	23-20-1	47
4	OCT. 11	@	Nashville	6-3	W	2-2-0	4	45	JAN. 15		SAN JOSE	5-3	W	24-20-1	49
5	OCT. 13		MINNESOTA	3-2	L	2-3-0	4	46	JAN. 17		COLUMBUS	4-3	L	24-21-1	49
6	OCT. 18		EDMONTON	4-2	L	2-4-0	4	47	JAN. 19		CHICAGO	2-1	OL	24-21-2	50
7	OCT. 20		DETROIT	5-2	L	2-5-0	4	48	JAN. 21		BUFFALO	6-2	W	25-21-2	52
8	OCT. 25	@	Anaheim	1-0	W	3-5-0	6	49	JAN. 24		NASHVILLE	4-3	W	26-21-2	54
9	OCT. 27		DALLAS	5-3	L	3-6-0	6	50	JAN. 29	@	Columbus	4-2	W	27-21-2	56
10	OCT. 30	@	St. Louis	2-1	W	4-6-0	8	51	JAN. 30	@	Detroit	3-2	L	27-22-2	56
11	NOV. 2	@	Dallas	5-0	W	5-6-0	10	52	FEB. 2	@	Nashville	3-2	OL	27-22-3	57
12	NOV. 3		ANAHEIM	5-2	L	5-7-0	10	53	FEB. 4	@	Colorado	4-3	W	28-22-3	59
13	NOV. 7	@	Anaheim	6-5	W	6-7-0	12	54	FEB. 5	@	CALGARY	4-3	OL	28-22-4	60
14	NOV. 8		DALLAS	5-2	W	7-7-0	14	55	FEB. 7		COLUMBUS	2-1	L	28-23-4	60
15	NOV. 10	@	San Jose	4-1	L	7-8-0	14	56	FEB. 10		NASHVILLE	6-3	L	28-24-4	60
16	NOV. 12	@	San Jose	5-0	L	7-9-0	14	57	FEB. 11	@	Dallas	2-1	L	28-25-4	60
17	NOV. 15		SAN JOSE	6-0	L	7-10-0	14	58	FEB. 14		DALLAS	5-2	W	29-25-4	62
18	NOV. 17	@	Los Angeles	1-0	W	8-10-0	16	59	FEB. 16		LOS ANGELES	4-3	W	30-25-4	64
19	NOV. 21		LOS ANGELES	4-1	W	9-10-0	18	60	FEB. 18	@	Los Angeles	4-0	W	31-25-4	66
20	NOV. 23	@	Anaheim	4-3	W	10-10-0	20	61	FEB. 19		CALGARY	4-1	L	31-26-4	66
21	NOV. 24		TORONTO	5-1	W	11-10-0	22	62	FEB. 22		COLORADO	3-2	OL	31-26-5	67
22	NOV. 28	@	Minnesota	3-1	L	11-11-0	22	63	FEB. 24		ST. LOUIS	2-0	W	32-26-5	69
23	NOV. 30	@	Chicago	6-1	L	11-12-0	22	64	FEB. 27	@	Chicago	1-0	L	32-27-5	69
24	DEC. 1	@	Detroit	3-2	L	11-13-0	22	65	FEB. 28	@	St. Louis	2-1	W	33-27-5	71
25	DEC. 3	@	Pittsburgh	3-1	L	11-14-0	22	66	MAR. 1		CALGARY	3-1	L	33-28-5	71
26	DEC. 5		LOS ANGELES	4-1	W	12-14-0	24	67	MAR. 5	@	Dallas	2-1	W	34-28-5	73
27	DEC. 7		SAN JOSE	1-0	L	12-15-0	24	68	MAR. 6		MONTREAL	4-2	L	34-29-5	73
28	DEC. 8	@	Los Angeles	4-2	W	13-15-0	26	69	MAR. 8		OTTAWA	4-2	L	34-30-5	73
29	DEC. 13	@	Ny Islanders	3-2	L	13-16-0	26	70	MAR. 11		ANAHEIM	3-2	W	35-30-5	75
30	DEC. 15	@	New Jersey	4-1	W	14-16-0	28	71	MAR. 13		VANCOUVER	2-0	W	36-30-5	77
31	DEC. 16	@	Ny Rangers	5-1	W	15-16-0	30	72	MAR. 15		EDMONTON	5-2	L	36-31-5	77
32	DEC. 18	@	Philadelphia	3-2	W	16-16-0	32	73	MAR. 17	@	Vancouver	3-1	L	36-32-5	77
33	DEC. 20	@	San Jose	3-2	W	17-16-0	34	74	MAR. 18	@	Edmonton	8-4	L	36-33-5	77
34	DEC. 22		VANCOUVER	2-1	OL	17-16-1	35	75	MAR. 20		LOS ANGELES	6-5	OL	36-33-6	78
35	DEC. 27		MINNESOTA	3-2	L	17-17-1	35	76	MAR. 22		ANAHEIM	2-1	L	36-34-6	78
36	DEC. 29		DETROIT	4-2	L	17-18-1	35	77	MAR. 25		SAN JOSE	5-4	W	37-34-6	80
37	DEC. 31		COLORADO	4-3	W	18-18-1	37	78	MAR. 27	@	Los Angeles	4-0	L	37-35-6	80
38	JAN. 2	@	Colorado	5-2	W	19-18-1	39	79	MAR. 30	@	San Jose	3-1	L	37-36-6	80
39	JAN. 3		CHICAGO	4-2	W	20-18-1	41	80	APR. 3		DALLAS	4-2	L	37-37-6	80
40	JAN. 5		ANAHEIM	3-2	W	21-18-1	43	81	APR. 4	@	Dallas	4-2	W	38-37-6	82
41	JAN. 8	@	Calgary	3-1	W	22-18-1	45	82	APR. 6	@	Anaheim	3-2	OL	38-37-7	83

36-39-7 (79 points), 4th Pacific Division

PLAYER	GP	G	A	PTS	PIM
Shane Doan	82	31	42	73	72
#Olli Jokinen	57	21	21	42	49
Steven Reinprecht	73	14	27	41	20
Ed Jovanovski	82	9	27	36	106
Peter Mueller	72	13	23	36	24
Martin Hanzal	74	11	20	31	40
Keith Yandle	69	4	26	30	37
Mikkel Boedker	78	11	17	28	18
Zbynek Michalek	82	6	21	27	28
Enver Lisin	48	13	8	21	24
*Joakim Lindstrom	44	9	11	20	28
Kyle Turris	63	8	12	20	21
*Matthew Lombardi	19	5	11	16	14
Viktor Tikhonov	61	8	8	16	20
Todd Fedoruk	72	6	7	13	72
*Scottie Upshall	19	8	5	13	26
#Derek Morris	57	5	7	12	24

PLAYER	GP	G	A	PTS	PIM
*Ken Klee	68	1	10	11	24
*Petr Prucha	19	2	8	10	6
#Daniel Carcillo	54	3	7	10	174
Kevin Porter	34	5	5	10	4
David Hale	48	3	6	9	36
Kurt Sauer	68	1	6	7	36
Daniel Winnik	49	3	4	7	63
*Dmitri Kalinin	15	1	3	4	6
Steven Goertzen	16	2	2	4	24
Joel Perrault	7	2	1	3	4
*Nigel Dawes	12	0	2	2	0
*Brandon Prust	11	0	1	1	29
Jeff Hoggan	4	0	1	1	7
David Schlemko	3	0	1	1	0
Brian McGrattan	5	0	0	0	22
Garth Murray	10	0	0	0	12
*Alexander Nikulin	1	0	0	0	0

GOALTENDER	GP	MIN	GAA	W-L-T	SO	GA	SA	SV%
Ilya Bryzgalov	65	3759	2.98	26-31-6	3	187	1994	.906
#Mikael Tellqvist	15	798	2.86	7-5-1	0	38	408	.907
Al Montoya	5	259	2.08	3-1-0	1	9	120	.925
Josh Tordjman	2	118	4.07	0-2-0	0	8	62	.871

\* - Acquired during season # - Relocated during season

#	DATE	H/R OPPONENT	SCORE	RES	RECORD	PTS	#	DATE	H/R OPPONENT	SCORE	RES	RECORD	PTS
1	OCT. 11	COLUMBUS	3-1	W	1-0-0	2	42	JAN. 8	TAMPA BAY	3-2	W	20-17-5	45
2	OCT. 12	@ Anaheim	4-2	W	2-0-0	4	43	JAN. 10	DALLAS	1-0	W	21-17-5	47
3	OCT. 15	@ Chicago	4-1	L	2-1-0	4	44	JAN. 13	@ Minnesota	6-3	L	21-18-5	47
4	OCT. 17	@ Ottawa	6-3	L	2-2-0	4	45	JAN. 15	@ Vancouver	4-1	W	22-18-5	49
5	OCT. 18	@ Montreal	4-1	L	2-3-0	4	46	JAN. 17	@ Calgary	4-3	W	23-18-5	51
6	OCT. 23	WASHINGTON	2-1	W	3-3-0	6	47	JAN. 18	@ Edmonton	6-3	L	23-19-5	51
7	OCT. 25	CALGARY	4-1	L	3-4-0	6	48	JAN. 20	DETROIT	6-3	W	24-19-5	53
8	OCT. 30	PITTSBURGH	4-1	W	4-4-0	8	49	JAN. 27	ANAHEIM	7-3	L	24-20-5	53
9	NOV. 1	MINNESOTA	3-2	L	4-5-0	8	50	JAN. 29	@ San Jose	2-0	L	24-21-5	53
10	NOV. 4	@ Calgary	4-2	W	5-5-0	10	51	JAN. 31	BUFFALO	2-0	L	24-22-5	53
11	NOV. 6	@ Vancouver	1-0	L	5-6-0	10	52	FEB. 3	@ Nashville	2-1	L	24-23-5	53
12	NOV. 8	FLORIDA	4-1	W	6-6-0	12	53	FEB. 4	@ Detroit	5-4	L	24-24-5	53
13	NOV. 9	SAN JOSE	4-2	W	7-6-0	14	54	FEB. 7	CAROLINA	7-2	L	24-25-5	53
14	NOV. 12	@ Columbus	5-2	W	8-6-0	16	55	FEB. 11	@ Dallas	1-0	W	25-25-5	55
15	NOV. 13	@ Minnesota	4-0	L	8-7-0	16	56	FEB. 12	VANCOUVER	4-3	L	25-26-5	55
16	NOV. 15	Dallas	3-2	L	8-8-0	16	57	FEB. 14	CALGARY	7-5	L	25-27-5	55
17	NOV. 18	CHICAGO	3-2	OL	8-8-1	17	58	FEB. 16	EDMONTON	3-1	L	25-28-5	55
18	NOV. 21	@ Carolina	5-2	L	8-9-1	17	59	FEB. 19	ATLANTA	4-3	W	26-28-5	57
19	NOV. 22	@ Philadelphia	4-3	OL	8-9-2	18	60	FEB. 21	@ Los Angeles	6-3	W	27-28-5	59
20	NOV. 24	@ NY Rangers	4-1	I	8-10-2	18	61	FEB. 24	@ St. Louis	2-1	L	27-29-5	59
21	NOV. 26	@ Columbus	3-2	W	9-10-2	20	62	FEB. 26	@ Nashville	4-1	L	27-30-5	59
22	NOV. 28	COLORADO	2-1	W	10-10-2	22	63	FEB. 28	ST. LOUIS	3-1	L	27-31-5	59
23	NOV. 29	SAN JOSE	3-2	L	10-11-2	22	64	MAR. 5	@ Boston	2-1	W	28-31-5	61
24	DEC. 2	LOS ANGELES	4-2	W	11-11-2	24	65	MAR. 6	@ Buffalo	5-1	L	28-32-5	61
25	DEC. 4	TORONTO	6-3	W	12-11-2	26	66	MAR. 8	@ NY Islanders	3-2	L	28-33-5	61
26	DEC. 6	@ St. Louis	4-3	L	12-12-2	26	67	MAR. 10	@ Detroit	3-2	OL	28-33-6	62
27	DEC. 7	@ Chicago	7-1	L	12-13-2	26	68	MAR. 12	@ New Jersey	5-2	L	28-34-6	62
28	DEC. 10	@ Dallas	5-3	W	13-13-2	28	69	MAR. 14	NASHVILLE	2-0	L	28-35-6	62
29	DEC. 11	MINNESOTA	3-1	W	14-13-2	30	70	MAR. 17	SAN JOSE	4-3	W	29-35-6	64
30	DEC. 13	DETROIT	5-4	OL	14-13-3	31	71	MAR. 19	ANAHEIM	3-2	OL	29-35-7	65
31	DEC. 16	@ Dallas	2-1	OL	14-13-4	32	72	MAR. 21	VANCOUVER	5-1	W	30-35-7	67
32	DEC. 18	NASHVILLE	2-1	W	15-13-4	34	73	MAR. 22	@ Anaheim	6-2	L	30-36-7	67
33	DEC. 20	COLUMBUS	2-0	W	16-13-4	36	74	MAR. 16	EDMONTON	3-2	W	31-36-7	69
34	DEC. 22	@ Edmonton	4-2	L	16-14-4	36	75	MAR. 28	@ San Jose	3-2	L	31-37-7	69
35	DEC. 23	@ Colorado	5-4	OL	16-14-5	37	76	MAR. 30	DALLAS	6-5	W	32-37-7	71
36	DEC. 26	@ Los Angeles	2-1	W	17-14-5	39	77	APR. 1	@ Colorado	3-0	W	33-37-7	73
37	DEC. 27	LOS ANGELES	4-0	L	17-15-5	39	78	APR. 2	LOS ANGELES	2-1	W	34-37-7	75
38	DEC. 31	COLORADO	3-1	W	18-15-5	41	79	APR. 4	@ Los Angeles	6-1	L	34-38-7	75
39	JAN. 2	NY ISLANDERS	5-4	W	19-15-5	43	80	APR. 7	ST. LOUIS	5-1	L	34-39-7	75
40	JAN. 4	@ Anaheim	2-0	L	19-16-5	43	81	APR. 9	@ San Jose	4-1	W	35-39-7	77
41	JAN. 6	CHICAGO	6-0	L	19-17-5	43	82	APR. 11	ANAHEIM	5-4	W	36-39-7	79

50-25-7 (107 points), 2nd Pacific Division

PLAYER	GP	G	A	PTS	PIM
Shane Doan	82	18	37	55	41
Matthew Lombardi	78	19	34	53	36
Radim Vrbata	82	24	19	43	24
Keith Yandle	82	12	29	41	45
Ed Jovanovski	66	10	24	34	55
Martin Hanzal	81	11	22	33	104
Scottie Upshall	49	18	14	32	50
Vernon Fiddler	76	8	22	30	46
Robert Lang	64	9	20	29	28
Adrian Aucoin	82	8	20	28	56
Taylor Pyatt	74	12	11	23	39
Petr Prucha	79	13	9	22	23
Daniel Winnik	74	4	15	19	12
*Lee Stempniak	18	14	4	18	8
*Wojtek Wolski	18	6	12	18	6

PLAYER	GP	G	A	PTS	PIM
#Peter Mueller	54	4	13	17	8
Zbynek Michalek	72	3	14	17	30
Jim Vandermeer	62	4	8	12	60
Lauri Korpikoski	71	5	6	11	16
Sami Lepisto	66	1	10	11	60
Paul Bissonnette	41	3	2	5	117
David Schlemko	17	1	4	5	8
*Derek Morris	18	1	3	4	11
*Mathieu Schneider	8	0	4	4	4
Mikkel Boedker	14	1	2	3	0
*#Anders Eriksson	12	0	3	3	2
*Petteri Nokelainen	17	1	1	2	6
Shaun Heshka	8	0	2	2	4
Joel Perrault	2	1	0	1	0
#Kevin Porter	4	0	0	0	0

GOALTENDER	GP	MIN	GAA	W-L-T	SO	GA	SA	SV%
Ilya Bryzgalov	69	4084	2.29	42-20-6	8	156	1961	.920
Jason LaBarbera	17	927	2.13	8-5-1	0	33	927	.928

\* - Acquired during season # - Relocated during season

#	DATE	H/R	OPPONENT	SCORE	RES	RECORD	PTS	#	DATE	H/R	OPPONENT	SCORE	RES	RECORD	PTS
1	OCT. 3	@	Los Angeles	6-3	W	1-0-0	2	42	DEC. 31		SAN JOSE	3-2	OL	25-13-4	54
2	OCT. 7	@	Pittsburgh	3-0	W	2-0-0	4	43	JAN. 2		DETROIT	4-1	L	25-14-4	54
3	OCT. 8	@	Buffalo	2-1	L	2-1-0	4	44	JAN. 5	@	Edmonton	5-4	W	26-14-4	56
4	OCT. 10		COLUMBUS	2-0	L	2-2-0	4	45	JAN. 7	@	Vancouver	4-0	L	26-15-4	56
5	OCT. 12	@	San Jose	1-0	W	3-2-0	6	46	JAN. 9		NY ISLANDERS	5-4	OL	26-15-5	57
6	OCT. 15		ST. LOUIS	3-2	W	4-2-0	8	47	JAN. 12		SAN JOSE	3-1	L	26-16-5	57
7	OCT. 17		BOSTON	4-1	W	5-2-0	10	48	JAN. 14		NEW JERSEY	4-3	W	27-16-5	59
8	OCT. 22		DETROIT	3-2	W	6-2-0	12	49	JAN. 16		MINNESOTA	6-4	W	28-16-5	61
9	OCT. 24		LOS ANGELES	5-3	L	6-3-0	12	50	JAN. 18		BUFFALO	7-2	L	28-17-5	61
10	OCT. 26	@	NY Rangers	5-2	L	6-4-0	12	51	JAN. 21		NASHVILLE	4-2	W	29-17-5	63
11	OCT. 28	@	Columbus	4-1	W	7-4-0	14	52	JAN. 23	@	Washington	4-2	L	29-18-5	63
12	OCT. 29	@	St. Louis	2-0	W	8-4-0	16	53	JAN. 26	@	Detroit	5-4	W	30-18-5	65
13	OCT. 31		ANAHEIM	3-2	W	9-4-0	18	54	JAN. 28		CALGARY	3-2	W	31-18-5	67
14	NOV. 2		LOS ANGELES	5-3	L	9-5-0	18	55	JAN. 30		NY RANGERS	3-2	W	32-18-5	69
15	NOV. 4	@	Colorado	4-1	L	9-6-0	18	56	JAN. 31	@	Dallas	4-2	W	33-18-5	71
16	NOV. 5		CHICAGO	3-1	W	10-6-0	20	57	FEB. 2	@	Nashville	1-0	W	34-18-5	73
17	NOV. 7	@	Anaheim	4-3	L	10-7-0	20	58	FEB. 5	@	Chicago	2-1	W	35-18-5	75
18	NOV. 12		MONTREAL	4-2	L	10-8-0	20	59	FEB. 6	@	Dallas	4-0	L	35-19-5	75
19	NOV. 14		DALLAS	3-2	W	11-8-0	22	60	FEB. 8		EDMONTON	6-1	W	36-19-5	77
20	NOV. 16		TAMPA BAY	4-1	L	11-9-0	22	61	FEB. 10	@	Minnesota	3-2	W	37-19-5	79
21	NOV. 18	@	Minnesota	3-2	W	12-9-0	24	62	FEB. 12	@	Colorado	2-1	L	37-20-5	79
22	NOV. 19	@	St. Louis	3-2	OL	12-9-1	25	63	FEB. 13		DALLAS	3-0	L	37-21-5	79
23	NOV. 21		PHILADELPHIA	3-1	W	13-9-1	27	64	MAR. 2		ST. LOUIS	5-2	L	37-22-5	79
24	NOV. 23	@	Edmonton	4-0	L	13-10-1	27	65	MAR. 4		COLORADO	3-1	W	38-22-5	81
25	NOV. 25	@	Calgary	2-1	L	13-11-1	27	66	MAR. 6		ANAHEIM	4-0	W	39-22-5	83
26	NOV. 27		DALLAS	5-2	W	14-11-1	29	67	MAR. 10		VANCOUVER	4-3	W	40-22-5	85
27	NOV. 29	@	Anaheim	3-2	W	15-11-1	31	68	MAR. 13	@	Carolina	4-0	W	41-22-5	87
28	DEC. 3		CALGARY	2-1	W	16-11-1	33	69	MAR. 14	@	Atlanta	3-2	W	42-22-5	89
29	DEC. 5		OTTAWA	3-2	W	17-11-1	35	70	MAR. 16	@	Tampa Bay	2-1	W	43-22-5	91
30	DEC. 7		MINNESOTA	2-0	W	18-11-1	37	71	MAR. 18	@	Florida	4-3	W	44-22-5	93
31	DEC. 10	@	Los Angeles	3-2	OL	18-11-2	38	72	MAR. 20		CHICAGO	5-4	W	45-22-5	95
32	DEC. 12		SAN JOSE	2-1	W	19-11-2	40	73	MAR. 21	@	Dallas	3-2	W	46-22-5	97
33	DEC. 14	@	Detroit	3-2	L	19-12-2	40	74	MAR. 23	@	Chicago	2-0	L	46-23-5	97
34	DEC. 16	@	Toronto	6-3	W	20-12-2	42	75	MAR. 25	@	Nashville	4-3	OL	46-23-6	98
35	DEC. 17	@	Columbus	2-1	W	21-12-2	44	76	MAR. 27		COLORADO	6-2	W	47-23-6	100
36	DEC. 19	@	Anaheim	4-2	L	21-13-2	44	77	MAR. 30	@	Vancouver	4-1	L	47-24-6	100
37	DEC. 21		COLUMBUS	5-2	W	22-13-2	46	78	MAR. 31	@	Calgary	2-1	L	47-25-6	100
38	DEC. 23		ANAHEIM	4-0	W	23-13-2	48	79	APR. 3		EDMONTON	3-2	W	48-25-6	102
39	DEC. 26		LOS ANGELES	3-2	W	24-13-2	50	80	APR. 7		NASHVILLE	5-2	W	49-25-6	104
40	DEC. 28	@	San Jose	3-2	OL	24-13-3	51	81	APR. 8	@	Los Angeles	3-2	W	50-25-6	106
41	DEC. 29		VANCOUVER	3-2	W	25-13-3	53	82	APR. 10	@	San Jose	3-2	OL	50-25-7	107



43-26-13 (99 points), 3rd Pacific Division

PLAYER	GP	G	A	PTS	PIM
Shane Doan	72	20	40	60	67
Keith Yandle	82	11	48	59	68
Ray Whitney	75	17	40	57	24
Radim Vrba	79	19	29	48	20
Lauri Korpikoski	79	19	21	40	20
Eric Belanger	82	13	27	40	36
Lee Stempniak	82	19	19	38	19
Taylor Pyatt	76	18	13	31	27
#Scottie Upshall	61	16	11	27	42
Martin Hanzal	61	16	10	26	54
Kyle Turris	65	11	14	25	16
Vernon Fiddler	71	6	16	22	46
Adrian Aucoin	75	3	19	22	52
#Wojtek Wolski	36	6	10	16	10
Derek Morris	77	5	11	16	58

PLAYER	GP	G	A	PTS	PIM
Ed Jovanovski	50	5	9	14	39
David Schlemko	43	4	10	14	24
Mikkel Boedker	34	4	10	14	8
#Sami Lepisto	51	4	7	11	37
Oliver Ekman-Larsson	48	1	10	11	24
*Michal Rozsival	33	3	3	6	20
Andrew Ebbett	33	2	3	5	4
Brett MacLean	13	2	1	3	2
Paul Bissonnette	48	1	0	1	71
*Rostislav Klesla	16	1	0	1	12
Nolan Yonkman	16	0	1	1	39
#Petr Prucha	11	0	1	1	4
Chris Summers	2	0	0	0	4
Ryan Hollweg	3	0	0	0	0
Garrett Stafford	2	0	0	0	0

GOALTENDER	GP	MIN	GAA	W-L-T	SO	GA	SA	SV%
Ilya Bryzgalov	68	4059	2.48	36-20-10	7	168	2125	.921
Jason LaBarbera	17	882	3.26	7-6-3	2	48	529	.909
Matt Climie	1	32	1.88	0-0-0	0	1	16	.938

\* - Acquired during season # - Relocated during season

#	DATE	H/R	OPPONENT	SCORE	RES	RECORD	PTS	#	DATE	H/R	OPPONENT	SCORE	RES	RECORD	PTS
1	OCT. 9	@	Boston	5-2	W	1-0-0	2	42	JAN. 10	@	St. Louis	4-3	W	20-13-9	49
2	OCT. 10		BOSTON	3-0	L	1-1-0	2	43	JAN. 11	@	Columbus	4-3	W	21-13-9	51
3	OCT. 16		DETROIT	2-1	OL	1-1-1	3	44	JAN. 13		TORONTO	5-1	W	22-13-9	53
4	OCT. 17	@	Anaheim	3-2	L	1-2-1	3	45	JAN. 15		ANAHEIM	6-2	W	23-13-9	55
5	OCT. 21		LOS ANGELES	4-2	W	2-2-1	5	46	JAN. 17		SAN JOSE	4-2	L	23-14-9	55
6	OCT. 23		CAROLINA	4-3	OL	2-2-2	6	47	JAN. 18		NASHVILLE	5-2	L	23-15-9	55
7	OCT. 25	@	Montreal	3-2	OL	2-2-3	7	48	JAN. 20	@	Los Angeles	2-0	W	24-15-9	57
8	OCT. 26	@	Ottawa	5-2	L	2-3-3	7	49	JAN. 22		LOS ANGELES	4-3	L	24-16-9	57
9	OCT. 28	@	Detroit	4-2	W	3-3-3	9	50	JAN. 25		EDMONTON	4-3	L	24-17-9	57
10	OCT. 30		TAMPA BAY	3-0	L	3-4-3	9	51	JAN. 26	@	Colorado	5-2	W	25-17-9	59
11	NOV. 3		NASHVILLE	4-3	W	4-4-3	11	52	FEB. 1	@	San Jose	5-3	L	25-18-9	59
12	NOV. 5	@	Dallas	6-3	L	4-5-3	11	53	FEB. 2		VANCOUVER	6-0	L	25-19-9	59
13	NOV. 6		PITTSBURGH	4-3	OL	4-5-4	12	54	FEB. 5		MINNESOTA	1-0	W	26-19-9	61
14	NOV. 8	@	Detroit	3-2	OL	4-5-5	13	55	FEB. 7		COLORADO	3-0	W	27-19-9	63
15	NOV. 10	@	Chicago	2-1	W	5-5-5	15	56	FEB. 9	@	Dallas	3-2	W	28-19-9	65
16	NOV. 12		CALGARY	5-4	W	6-5-5	17	57	FEB. 12		CHICAGO	3-2	W	29-19-9	67
17	NOV. 13		ST LOUIS	5-3	W	7-5-5	19	58	FEB. 14		WASHINGTON	3-2	W	30-19-9	69
18	NOV. 17	@	Calgary	3-1	W	8-5-5	21	59	FEB. 17		ATLANTA	4-3	W	31-19-9	71
19	NOV. 19	@	Edmonton	4-3	W	9-5-5	23	60	FEB. 19	@	Nashville	3-2	W	32-19-9	73
20	NOV. 21	@	Vancouver	3-2	W	10-5-5	25	61	FEB. 22	@	Philadelphia	3-2	W	33-19-9	75
21	NOV. 23		EDMONTON	5-0	W	11-5-5	27	62	FEB. 23	@	Tampa Bay	8-3	L	33-20-9	75
22	NOV. 27		ANAHEIM	6-4	L	11-6-5	27	63	FEB. 25	@	Columbus	5-3	L	33-21-9	75
23	NOV. 30	@	Nashville	3-0	L	11-7-5	27	64	FEB. 27	@	Chicago	4-3	OL	33-21-10	76
24	DEC. 1	@	Minnesota	4-2	W	12-7-5	29	65	MAR. 1		DALLAS	3-2	L	33-22-10	76
25	DEC. 4		FLORIDA	2-1	OL	12-7-6	30	66	MAR. 3	@	Los Angeles	1-0	L	33-23-10	76
26	DEC. 5	@	Anaheim	3-0	W	13-7-6	32	67	MAR. 5		DETROIT	5-4	W	34-23-10	78
27	DEC. 9		MINNESOTA	3-2	L	13-8-6	32	68	MAR. 8		VANCOUVER	4-3	OL	34-23-11	79
28	DEC. 11		DALLAS	5-2	W	14-8-6	34	69	MAR. 10		CALGARY	3-0	W	35-23-11	81
29	DEC. 15	@	New Jersey	3-0	L	14-9-6	34	70	MAR. 13	@	Anaheim	5-2	W	36-23-11	83
30	DEC. 16	@	NY Rangers	4-3	OL	14-9-7	35	71	MAR. 15	@	Calgary	4-3	W	37-23-11	85
31	DEC. 18	@	NY Islanders	4-3	W	15-9-7	37	72	MAR. 17	@	Edmonton	3-1	W	38-23-11	87
32	DEC. 20	@	Pittsburgh	6-1	L	15-10-7	37	73	MAR. 18	@	Vancouver	3-1	W	39-23-11	89
33	DEC. 23	@	San Jose	4-1	L	15-11-7	37	74	MAR. 20		CHICAGO	2-1	L	39-24-11	89
34	DEC. 26	@	Dallas	1-0	W	16-11-7	39	75	MAR. 22		ST. LOUIS	2-1	W	40-24-11	91
35	DEC. 28		ANAHEIM	3-1	L	16-12-7	39	76	MAR. 24		COLUMBUS	3-0	W	41-24-11	93
36	DEC. 29		LOS ANGELES	5-2	W	17-12-7	41	77	MAR. 26		SAN JOSE	4-1	L	41-25-11	93
37	DEC. 31	@	St. Louis	4-3	L	17-13-7	41	78	MAR. 29		DALLAS	2-1	W	42-25-11	95
38	JAN. 2	@	Minnesota	6-5	OL	17-13-8	42	79	APR. 1		COLORADO	4-3	OL	42-25-12	96
39	JAN. 4		COLUMBUS	4-2	W	18-13-8	44	80	APR. 6	@	Los Angeles	3-2	OL	42-25-13	97
40	JAN. 6	@	Colorado	2-0	W	19-13-8	46	81	APR. 8		SAN JOSE	4-3	W	43-25-13	99
41	JAN. 8		BUFFALO	2-1	OL	19-13-9	47	82	APR. 9	@	San Jose	3-1	L	43-26-13	107

42-27-13 (97 points), 1st Pacific Division

PLAYER	GP	G	A	PTS	PIM	PLAYER	GP	G	A	PTS	PIM
Ray Whitney	82	24	53	77	28	Michal Rozsival	54	1	12	13	34
Radim Vrbata	77	35	27	62	24	Derek Morris	59	2	9	11	38
Shane Doan	79	22	28	50	48	David Schlemko	46	1	10	11	10
Keith Yandle	82	11	32	43	51	Adrian Aucoin	64	2	7	9	42
Lauri Koprikoski	82	17	20	37	14	*David Rundblad	30	1	6	7	6
*Antoine Vermette	82	11	26	37	28	*#Cal O'Reilly	22	2	3	5	2
Martin Hanzal	64	8	26	34	63	Patrick O'Sullivan	23	2	2	4	2
Oliver Ekman-Larsson	82	13	19	32	32	Marc-Antoine Pouliot	13	0	4	4	2
Daymond Langkow	73	11	19	30	14	Michael Stone	13	1	2	3	2
Raffi Torres	79	15	11	26	83	Chris Summers	21	0	3	3	11
Mikkel Boedker	82	11	13	24	12	Paul Bissonnette	31	1	0	1	41
Boyd Gordon	75	8	15	23	10	#Petteri Nokelainen	5	0	1	1	0
Taylor Pyatt	73	9	10	19	23	Andy Miele	7	0	0	0	6
Kyle Chipchura	53	3	13	16	42	#Kyle Turris	6	0	0	0	4
*Gilbert Brule	33	5	9	14	11	Alexandre Bolduc	2	0	0	0	2
Rostislav Klesla	65	3	10	13	54	Matt Watkins	1	0	0	0	0

GOALTENDER	GP	MIN	GAA	W-L-T	SO	GA	SA	SV%
Mike Smith	67	3903	2.21	38-18-10	8	144	2066	.930
Jason LaBarbera	19	1015	2.54	3-9-3	0	43	486	.912
Curtis McElhinney	2	72	1.67	1-0-0	0	2	36	.944

\* - Acquired during season # - Relocated during season

#	DATE	H/R	OPPONENT	SCORE	RES	RECORD	PTS	#	DATE	H/R	OPPONENT	SCORE	RES	RECORD	PTS
1	OCT. 8	@	San Jose	6-3	L	0-1-0	0	42	JAN. 7		N.Y. ISLANDERS	5-1	W	20-17-5	45
2	OCT. 10	@	Dallas	2-1	OL	0-1-1	1	43	JAN. 10	@	N.Y. Rangers	2-1	OL	20-17-6	46
3	OCT. 13	@	Nashville	5-2	W	1-1-1	3	44	JAN. 12	@	Detroit	3-2	OL	20-17-7	47
4	OCT. 15		WINNIPEG	4-1	W	2-1-1	5	45	JAN. 13	@	Columbus	3-2	L	20-18-7	47
5	OCT. 18		CHICAGO	5-2	L	2-2-1	5	46	JAN. 16		COLORADO	6-1	W	21-18-7	49
6	OCT. 20		LOS ANGELES	2-0	L	2-3-1	5	47	JAN. 18	@	Anaheim	6-2	L	21-19-7	49
7	OCT. 23	@	Anaheim	5-4	W	3-3-1	7	48	JAN. 19		DETROIT	3-2	OL	21-19-8	50
8	OCT. 25		DALLAS	3-2	OL	3-3-2	8	49	JAN. 21		TAMPA BAY	4-3	L	21-20-8	50
9	OCT. 27		NEW JERSEY	5-3	W	4-3-2	10	50	JAN. 24		OTTAWA	3-2	W	22-20-8	52
10	OCT. 29		LOS ANGELES	3-2	W	5-3-2	12	51	JAN. 31		ANAHEIM	4-1	L	22-21-8	52
11	NOV. 2	@	Colorado	4-1	W	6-3-2	14	52	FEB. 4		SAN JOSE	5-3	W	23-21-8	54
12	NOV. 3		NASHVILLE	3-0	L	6-4-2	14	53	FEB. 6		DETROIT	3-1	W	24-21-8	56
13	NOV. 5		EDMONTON	4-2	W	7-4-2	16	54	FEB. 7	@	Dallas	4-1	W	25-21-8	58
14	NOV. 10		MONTREAL	3-2	OL	7-4-3	17	55	FEB. 9		CALGARY	2-1	W	26-21-8	60
15	NOV. 12	@	San Jose	3-0	W	8-4-3	19	56	FEB. 11		CHICAGO	3-0	W	27-21-8	62
16	NOV. 15	@	Toronto	3-2	W	9-4-3	21	57	FEB. 13	@	Vancouver	2-1	OL	27-21-9	63
17	NOV. 17	@	Philadelphia	2-1	L	9-5-3	21	58	FEB. 16	@	Los Angeles	1-0	W	28-21-9	65
18	NOV. 19	@	Buffalo	4-2	W	10-5-3	23	59	FEB. 18		DALLAS	2-1	W	29-21-9	67
19	NOV. 21	@	Washington	4-3	L	10-6-3	23	60	FEB. 21		LOS ANGELES	5-4	W	30-21-9	69
20	NOV. 23		ANAHEIM	4-2	W	11-6-3	25	61	FEB. 23	@	Calgary	4-3	W	31-21-9	71
21	NOV. 25		VANCOUVER	5-0	L	11-7-3	25	62	FEB. 25	@	Edmonton	3-1	W	32-21-9	73
22	NOV. 26		DALLAS	3-0	W	12-7-3	27	63	FEB. 28		VANCOUVER	2-1	W	33-21-9	75
23	NOV. 29	@	Chicago	4-1	W	13-7-3	29	64	MAR. 1		CALGARY	4-2	L	33-22-9	75
24	DEC. 1	@	Winnipeg	1-0	L	13-8-3	29	65	MAR. 3		COLUMBUS	5-2	L	33-23-9	75
25	DEC. 3		PHILADELPHIA	4-2	L	13-9-3	29	66	MAR. 5	@	Pittsburgh	2-1	L	33-24-9	75
26	DEC. 5	@	Chicago	4-3	W	14-9-3	31	67	MAR. 6	@	Columbus	3-2	L	33-25-9	75
27	DEC. 6	@	Nashville	3-2	W	15-9-3	33	68	MAR. 8		MINNESOTA	3-2	OL	33-25-10	76
28	DEC. 8	@	Detroit	5-2	L	15-10-3	33	69	MAR. 10		SAN JOSE	3-0	W	34-25-10	78
29	DEC. 10		MINNESOTA	4-1	L	15-11-3	33	70	MAR. 12		NASHVILLE	5-4	OL	34-25-11	79
30	DEC. 14	@	Anaheim	4-1	L	15-12-3	33	71	MAR. 14	@	Vancouver	5-4	W	35-25-11	81
31	DEC. 15		EDMONTON	4-2	W	16-12-3	35	72	MAR. 15	@	Calgary	4-1	L	35-26-11	81
32	DEC. 17		N.Y. RANGERS	3-2	L	16-13-3	35	73	MAR. 18	@	Edmonton	3-2	W	36-26-11	83
33	DEC. 20	@	Florida	2-1	W	17-13-3	37	74	MAR. 20	@	Dallas	4-3	OL	36-26-12	84
34	DEC. 21	@	Carolina	4-3	W	18-13-3	39	75	MAR. 22		COLORADO	3-2	W	37-26-12	86
35	DEC. 23		ST. LOUIS	3-2	L	18-14-3	39	76	MAR. 24	@	San Jose	4-3	OL	37-26-13	87
36	DEC. 26	@	Los Angeles	4-3	L	18-15-3	39	77	MAR. 25		ST. LOUIS	4-0	L	37-27-13	87
37	DEC. 28		BOSTON	2-1	OL	18-15-4	40	78	MAR. 29		SAN JOSE	2-0	W	38-27-13	89
38	DEC. 29	@	Colorado	3-2	L	18-16-4	40	79	MAR. 31		ANAHEIM	4-0	W	39-27-13	91
39	DEC. 31	@	Minnesota	4-2	W	19-16-4	42	80	APR. 3		COLUMBUS	2-0	W	40-27-13	93
40	JAN. 3	@	St. Louis	4-1	L	19-17-4	42	81	APR. 6	@	St. Louis	4-1	W	41-27-13	95
41	JAN. 5	@	Los Angeles	1-0	OL	19-17-5	43	82	APR. 7	@	Minnesota	4-1	W	42-27-13	97

21-18-9 (51 points), 4th Pacific Division

PLAYER	GP	G	A	PTS	PIM
Keith Yandle	48	10	20	30	54
Radim Vrbata	34	12	16	28	14
Shane Doan	48	13	14	27	37
Mikkel Boedker	48	7	19	26	12
Oliver Ekman-Larsson	48	3	21	24	26
Martin Hanzal	39	11	12	23	24
Antoine Vermette	48	13	8	21	36
David Moss	45	5	15	20	21
Kyle Chipchura	46	5	9	14	50
Boyd Gordon	48	4	10	14	8
#Raffi Torres	28	5	7	12	13
#Steve Sullivan	33	5	7	12	20
Lauri Korpikoski	36	6	5	11	12
Rob Klunkhammer	22	5	6	11	10

PLAYER	GP	G	A	PTS	PIM
Derek Morris	39	0	11	11	36
Michael Stone	40	5	4	9	16
#Matthew Lombardi	21	4	4	8	4
Rostislav Klesla	38	2	6	8	22
Nick Johnson	17	4	2	6	0
David Schlemko	30	1	5	6	12
Paul Bissonnette	28	0	6	6	36
Chris Conner	12	1	1	2	2
Zbynek Michalek	34	0	2	2	14
David Rundblad	8	0	1	1	0
Chris Brown	5	0	0	0	2
Alexandre Bolduc	14	0	0	0	2
Chris Summers	6	0	0	0	9
Andy Miele	1	0	0	0	0

GOALTENDER	GP	MIN	GAA	W-L-T	SO	GA	SA	SV%
Mike Smith	34	1,955	2.58	15-12-5	5	84	938	.910
Jason LaBarbera	15	725	2.64	4-6-2	0	32	418	.923
Chad Johnson	4	246	1.21	2-0-2	1	5	108	.954

\* - Acquired during season, # - Relocated during season

#	DATE	H/R	OPPONENT	SCORE	RES	RECORD	PTS	#	DATE	H/R	OPPONENT	SCORE	RES	RECORD	PTS
1	JAN. 19	@	Dallas	4-3	L	0-1-0		25	MAR. 9		DALLAS	2-1	W	12-10-3	27
2	JAN. 20		CHICAGO	6-4	L	0-2-0		26	MAR. 12		LOS ANGELES	5-2	W	13-10-3	29
3	JAN. 23		COLUMBUS	5-1	W	1-2-0	2	27	MAR. 14	@	St. Louis	3-0	L	13-11-3	
4	JAN. 24	@	San Jose	5-3	L	1-3-0		28	MAR. 16	@	Columbus	1-0	OL	13-11-4	30
5	JAN. 26		LOS ANGELES	4-2	L	1-4-0		29	MAR. 18	@	Los Angeles	4-0	L	13-12-4	
6	JAN. 28		NASHVILLE	4-0	W	2-4-0	4	30	MAR. 19	@	Los Angeles	3-2	L	13-13-4	
7	JAN. 30		EDMONTON	2-1	OL	2-4-1	5	31	MAR. 21		VANCOUVER	2-1	L	13-14-4	
8	FEB. 1	@	Dallas	4-3	OL	2-4-2	6	32	MAR. 25		DETROIT	3-2	L	13-15-4	
9	FEB. 2		DALLAS	2-0	W	3-4-2	8	33	MAR. 27	@	Minnesota	4-3	OL	13-15-5	31
10	FEB. 4		MINNESTOA	2-1	W	4-4-2	10	34	MAR. 28	@	Nashville	7-4	W	14-15-5	33
11	FEB. 7		CHICAGO	6-2	L	4-5-2		35	MAR. 30	@	San Jose	3-2	OL	14-15-6	34
12	FEB. 9	@	San Jose	1-0	W	5-5-2	12	36	APR. 2		LOS ANGELES	3-1	W	15-15-6	36
13	FEB. 11	@	Colorado	3-2	W	6-5-2	14	37	APR. 4		DETROIT	4-2	W	16-15-6	38
14	FEB. 14	@	Nashville	3-0	L	6-6-2		38	APR. 6		COLORADO	4-0	W	17-15-6	40
15	FEB. 16		COLUMBUS	5-3	W	7-6-2	16	39	APR. 8	@	Vancouver	2-0	L	17-16-6	
16	FEB. 18		CALGARY	4-0	W	8-6-2	18	40	APR. 10	@	Edmonton	3-1	W	18-16-6	42
17	FEB. 23	@	Edmonton	3-2	OL	8-6-3	19	41	APR. 12	@	Calgary	3-2	OL	18-16-7	43
18	FEB. 24	@	Calgary	5-4	L	8-7-3		42	APR. 15		SAN JOSE	4-0	L	18-17-7	
19	FEB. 26	@	Vancouver	4-2	W	9-7-3	21	43	APR. 18	@	St. Louis	2-1	OL	18-17-8	44
20	FEB. 28		MINNESOTA	4-3	L	9-8-3		44	APR. 20	@	Chicago	3-2	W	19-17-8	46
21	MAR. 2		ANAHEIM	5-4	W	10-8-3	23	45	APR. 22	@	Detroit	4-0	L	19-18-8	
22	MAR. 4		ANAHEIM	5-4	W	11-8-3	25	46	APR. 24		SAN JOSE	2-1	W	20-18-8	48
23	MAR. 6	@	Anaheim	2-0	L	11-9-3		47	APR. 26		COLORADO	5-4	OL	20-18-9	49
24	MAR. 7		ST. LOUIS	6-3	L	11-10-3		48	APR. 27	@	Anaheim	5-3	W	21-18-9	51

37-30-15 (89 points), 4th Pacific Division

PLAYER	GP	G	A	PTS	PIM
Keith Yandle	82	8	45	53	63
Radim Vrbata	80	20	31	51	22
Mikkel Boedker	82	19	32	51	20
Shane Doan	69	23	24	47	34
Mike Ribeiro	80	16	31	47	52
Antoine Vermette	82	24	21	45	44
Oliver Ekman-Larsson	80	15	29	44	50
Martin Hanzal	65	15	25	40	73
Lauri Korpikoski	64	9	16	25	24
David Moss	79	8	14	22	18
Michael Stone	70	8	13	21	38
Rob Klinkhammer	72	11	9	20	19
Kyle Chipchura	80	5	15	20	45
Derek Morris	63	5	12	17	41
Jeff Halpern	69	5	7	12	24
Zbynek Michalek	59	2	8	10	24

PLAYER	GP	G	A	PTS	PIM
David Schlemko	48	1	8	9	18
Tim Kennedy	37	2	6	8	4
Paul Bissonnette	39	2	6	8	53
Connor Murphy	30	1	7	8	10
Brandon McMillan	22	2	4	6	4
* Martin Erat	17	2	3	5	6
# Rostislav Klesla	25	1	3	4	24
Jordan Szwarz	26	3	0	3	19
Chris Summers	18	2	1	3	15
Andy Miele	7	0	2	2	5
# David Rundblad	12	0	1	1	6
# Chris Brown	6	0	0	0	17
Brandon Gormley	5	0	0	0	2
Brandon Yip	2	0	0	0	0
# Gilbert Brule	3	0	0	0	2
Lucas Lessio	3	0	0	0	2

GOALTENDER	GP	MIN	GAA	W-L-T	SO	GA	SA	SV%
Mike Smith	62	3,609	2.64	27-21-10	3	159	1871	.915
Thomas Greiss	25	1,312	2.29	10-8-5	2	50	626	.920
Mark Visentin	1	58	3.05	0-1-0	0	3	32	.906

\* - Acquired during season # - Relocated during season

#	DATE	H/R	OPPONENT	SCORE	RES	RECORD	PTS	#	DATE	H/R	OPPONENT	SCORE	RES	RECORD	PTS
1	OCT. 3		NY RANGERS	4-1	W	1-0-0	2	42	JAN. 7		CALGARY	6-0	W	21-12-9	51
2	OCT. 5	@	San Jose	4-1	L	1-1-0		43	JAN. 9		MINNESOTA	4-1	L	21-13-9	
3	OCT. 8	@	NY Islanders	6-1	L	1-2-0		44	JAN. 11		ANAHEIM	5-3	L	21-14-9	
4	OCT. 10	@	Detroit	4-2	W	2-2-0	4	45	JAN. 13	@	Winnipeg	5-1	L	21-15-9	
5	OCT. 11	@	Philadelphia	2-1	W	3-2-0	6	46	JAN. 14	@	St. Louis	2-1	L	21-16-9	
6	OCT. 13	@	Carolina	5-3	W	4-2-0	8	47	JAN. 16		VANCOUVER	1-0	W	22-16-9	53
7	OCT. 15		OTTAWA	4-3	OL	4-2-1	9	48	JAN. 18		NEW JERSEY	3-2	W	23-16-8	55
8	OCT. 18	@	Anaheim	3-2	OL	4-2-2	10	49	JAN. 20		TORONTO	4-2	L	23-17-9	
9	OCT. 19		DETROIT	5-2	W	5-2-2	12	50	JAN. 22	@	Calgary	3-2	L	23-18-9	
10	OCT. 22		CALGARY	4-2	W	6-2-2	14	51	JAN. 24	@	Edmonton	4-3	W	24-18-9	57
11	OCT. 24	@	Los Angeles	7-4	L	6-3-2		52	JAN. 26	@	Vancouver	5-4	OL	24-18-10	58
12	OCT. 26		EDMONTON	5-4	W	7-3-2	16	53	JAN. 28		LOS ANGELES	3-0	W	25-18-10	60
13	OCT. 29		LOS ANGELES	3-1	W	8-3-2	18	54	JAN. 30		BUFFALO	3-2	L	25-19-10	
14	OCT. 31		NASHVILLE	5-4	W	9-3-2	20	55	FEB. 1		PITTSBURGH	3-1	W	26-19-10	62
15	NOV. 2	@	San Jose	3-2	W	10-3-2	22	56	FEB. 4		DALLAS	3-1	L	26-20-10	
16	NOV. 5		VANCOUVER	3-2	W	11-3-2	24	57	FEB. 7		CHICAGO	2-0	W	27-20-10	64
17	NOV. 6	@	Anaheim	5-2	L	11-4-2		58	FEB. 8	@	Dallas	2-1	L	27-21-10	
18	NOV. 9		WASHINGTON	4-3	W	12-4-2	26	59	FEB. 27	@	Winnipeg	3-2	OL	27-21-11	65
19	NOV. 12	@	St. Louis	3-2	W	13-4-2	28	60	FEB. 28	@	Colorado	4-2	L	27-22-11	
20	NOV. 14	@	Chicago	5-4	OL	13-4-3	29	61	MAR. 2		ST. LOUIS	4-2	L	27-23-11	
21	NOV. 16		TAMPA BAY	6-3	W	14-4-3	31	62	MAR. 4		VANCOUVER	1-0	W	28-23-11	67
22	NOV. 21		COLORADO	4-3	OL	14-4-4	32	63	MAR. 6		MONTREAL	5-2	W	29-23-11	69
23	NOV. 23		ANAHEIM	4-2	L	14-5-4		64	MAR. 8	@	Washington	3-2	L	29-24-11	
24	NOV. 25	@	Nashville	4-2	L	14-6-4		65	MAR. 10	@	Tampa Bay	4-3	W	30-24-11	71
25	NOV. 27	@	Minnesota	3-1	W	15-6-4	34	66	MAR. 11	@	Florida	3-1	W	31-24-11	73
26	NOV. 30		CHICAGO	5-2	L	15-7-4		67	MAR. 13	@	Boston	2-1	L	31-25-11	
27	DEC. 3	@	Edmonton	6-2	W	16-7-4	36	68	MAR. 15		CALGARY	3-2	W	32-25-11	75
28	DEC. 4	@	Calgary	4-1	L	16-8-4		69	MAR. 17	@	Los Angeles	4-3	W	33-25-11	77
29	DEC. 6	@	Vancouver	3-2	OL	16-8-5	37	70	MAR. 20		FLORIDA	2-1	W	34-25-11	79
30	DEC. 10	@	Colorado	3-1	W	17-8-5	39	71	MAR. 22		BOSTON	4-2	L	34-26-11	
31	DEC. 12		NY ISLANDERS	6-3	W	18-8-5	41	72	MAR. 24	@	NY Rangers	4-3	OL	34-26-12	80
32	DEC. 14		CAROLINA	3-1	L	18-9-5		73	MAR. 25	@	Pittsburgh	3-2	W	35-26-12	82
33	DEC. 17	@	Montreal	3-1	L	18-10-5		74	MAR. 27	@	New Jersey	3-2	W	36-26-12	84
34	DEC. 19	@	Toronto	2-1	OL	18-10-6	42	75	MAR. 29		MINNESOTA	3-1	L	36-27-12	
35	DEC. 21	@	Ottawa	4-3	W	19-10-6	44	76	APR. 1		WINNIPEG	2-1	OL	36-27-13	85
36	DEC. 23	@	Buffalo	2-1	OL	19-10-7	45	77	APR. 2	@	Los Angeles	4-0	L	36-28-13	
37	DEC. 27		SAN JOSE	4-3	OL	19-10-8	46	78	APR. 4		EDMONTON	3-2	OL	36-28-14	86
38	DEC. 28	@	Anaheim	3-2	OL	19-10-9	47	79	APR. 8	@	Columbus	4-3	OL	36-28-15	87
39	DEC. 31		EDMONTON	4-3	W	20-10-9	49	80	APR. 10	@	Nashville	2-0	L	36-29-15	
40	JAN. 2		COLUMBUS	2-0	L	20-11-9		81	APR. 12		SAN JOSE	3-2	L	36-30-15	
41	JAN. 4		PHILADELPHIA	5-3	L	20-12-9		82	APR. 13		DALLAS	2-1	W	37-30-15	89

**24-50-8 (56 points), 7th Pacific Division**

<b>PLAYER</b>	<b>GP</b>	<b>G</b>	<b>A</b>	<b>PTS</b>	<b>PIM</b>
Oliver Ekman-Larsson	82	23	20	43	40
Sam Gagner	81	15	26	41	28
# Keith Yandle	63	4	37	41	32
Shane Doan	79	14	22	36	65
# Antoine Vermette	63	13	22	35	34
Martin Erat	79	9	23	32	48
Mikkel Boedker	45	14	14	28	6
Martin Hanzal	37	8	16	24	31
Tobias Rieder	72	13	8	21	14
Lauri Korpikoski	69	6	15	21	12
Michael Stone	81	3	15	18	60
* Mark Arcobello	27	9	7	16	6
Kyle Chipchura	70	4	10	14	82
David Moss	60	4	8	12	24
Joe Vitale	70	3	6	9	36
# Zbynek Michalek	53	2	6	8	12
Connor Murphy	73	4	3	7	42
B.J. Crombeen	58	3	3	6	79
Lucas Lessio	26	2	3	5	8

<b>PLAYER</b>	<b>GP</b>	<b>G</b>	<b>A</b>	<b>PTS</b>	<b>PIM</b>
* John Moore	19	1	4	5	11
Brandon Gormley	27	2	2	4	10
# David Schlemko	20	1	3	4	4
* Craig Cunningham	19	1	3	4	2
# Rob Klinskammer	19	3	0	3	4
# Brandon McMillan	50	1	2	3	16
* Klas Dahlbeck	19	0	3	3	6
# Chris Summers	17	0	3	3	8
* Tye McGinn	18	1	1	2	10
Jordan Szwarz	9	1	0	1	2
Justin Hodgman	5	1	0	1	2
Jordan Martinook	8	0	1	1	0
Brendan Shinnimin	12	0	1	1	8
Andrew Campbell	33	0	1	1	10
* Philip Samuelsson	4	0	0	0	0
Dylan Reese	1	0	0	0	0
Henrik Samuelsson	3	0	0	0	2
Alexandre Bolduc	3	0	0	0	2
Tyler Gaudet	2	0	0	0	0

<b>GOALTENDER</b>	<b>GP</b>	<b>MIN</b>	<b>GAA</b>	<b>W-L-T</b>	<b>SO</b>	<b>GA</b>	<b>SA</b>	<b>SV%</b>
Mike Smith	62	3,555	3.16	14-42-5	0	187	1955	.904
Devan Dubnyk	19	1,034	2.72	9-5-2	1	47	561	.916
Louis Domingue	7	307	2.73	1-2-1	0	14	158	.911
Mike McKenna	1	60	5.00	0-1-0	0	5	34	.853

\* - Acquired during season, # - Relocated during season

<b>#</b>	<b>DATE</b>	<b>H/R</b>	<b>OPPONENT</b>	<b>SCORE</b>	<b>RES</b>	<b>RECORD</b>	<b>PTS</b>	<b>#</b>	<b>DATE</b>	<b>H/R</b>	<b>OPPONENT</b>	<b>SCORE</b>	<b>RES</b>	<b>RECORD</b>	<b>PTS</b>
1	OCT. 9		WINNIPEG	6-2	L	0-1-0		42	JAN. 13		SAN JOSE	3-2	L	16-22-4	
2	OCT. 11		LOS ANGELES	3-2	W	1-1-0	2	43	JAN. 15		CALGARY	4-1	L	16-23-4	
3	OCT. 15		EDMONTON	7-4	W	2-1-0	4	44	JAN. 17	@	Minnesota	3-1	L	16-24-4	
4	OCT. 18		ST. LOUIS	6-1	L	2-2-0		45	JAN. 18	@	Winnipeg	4-3	OL	16-24-5	37
5	OCT. 21	@	Nashville	4-3	OL	2-2-1	5	46	JAN. 20	@	Chicago	6-1	L	16-25-5	
6	OCT. 23	@	Minnesota	2-0	L	2-3-1		47	JAN. 27	@	Philadelphia	4-3	OL	16-25-6	38
7	OCT. 25		FLORIDA	2-1	W	3-3-1	7	48	JAN. 29	@	Toronto	3-1	W	17-25-6	40
8	OCT. 28	@	Tampa Bay	7-3	L	3-4-1		49	JAN. 31	@	Ottawa	7-2	L	17-26-6	
9	OCT. 30	@	Florida	2-1	L	3-5-1		50	FEB. 1	@	Montreal	3-2	W	18-26-6	42
10	NOV. 1	@	Carolina	3-0	L	3-6-1		51	FEB. 3	@	Columbus	4-1	W	19-26-6	44
11	NOV. 2	@	Washington	6-5	W	4-6-1	9	52	FEB. 5		CAROLINA	2-1	OL	19-26-7	45
12	NOV. 4		TORONTO	3-2	W	5-6-1	11	53	FEB. 7		DETROIT	3-1	L	19-27-7	
13	NOV. 7	@	Anaheim	3-2	W	6-6-1	13	54	FEB. 9	@	Chicago	3-2	W	20-27-7	47
14	NOV. 8		NY ISLANDERS	1-0	L	6-7-1		55	FEB. 10	@	St. Louis	2-1	L	20-28-7	
15	NOV. 11		DALLAS	4-3	L	6-8-1		56	FEB. 13		SAN JOSE	4-2	L	20-29-7	
16	NOV. 13	@	Calgary	5-3	L	6-9-1		57	FEB. 14		NY RANGERS	5-1	L	20-30-7	
17	NOV. 14	@	Vancouver	5-0	W	7-9-1	15	58	FEB. 16	@	Colorado	5-2	L	20-31-7	
18	NOV. 16	@	Edmonton	2-1	W	8-9-1	17	59	FEB. 21		TAMPA BAY	4-2	L	20-32-7	
19	NOV. 18		WASHINGTON	2-1	OL	8-9-2	18	60	FEB. 23	@	New Jersey	3-0	L	20-33-7	
20	NOV. 20	@	Dallas	3-1	L	8-10-2		61	FEB. 24	@	NY Islanders	5-1	L	20-34-7	
21	NOV. 22	@	San Jose	4-3	W	9-10-2	20	62	FEB. 26	@	NY Rangers	4-3	L	20-35-7	
22	NOV. 23	@	Anaheim	2-1	L	9-11-2		63	FEB. 28	@	Boston	4-1	L	20-36-7	
23	NOV. 25		COLORADO	4-3	OL	9-11-3	21	64	MAR. 3		ANAHEIM	4-1	L	20-37-7	
24	NOV. 29		CALGARY	3-0	L	9-12-3		65	MAR. 5		VANCOUVER	3-2	W	21-37-7	49
25	DEC. 1	@	Edmonton	5-2	W	10-12-3	23	66	MAR. 7		MONTREAL	2-0	L	21-38-7	
26	DEC. 2	@	Calgary	5-2	L	10-13-3		67	MAR. 9		NASHVILLE	2-1	OL	21-38-8	50
27	DEC. 4		LOS ANGELES	4-0	L	10-14-3		68	MAR. 12		CHICAGO	2-1	L	21-39-8	
28	DEC. 6		BOSTON	5-2	L	10-15-3		69	MAR. 14		NEW JERSEY	4-1	L	21-40-8	
29	DEC. 11		NASHVILLE	5-1	L	10-16-3		70	MAR. 16	@	Los Angeles	1-0	L	21-41-8	
30	DEC. 13		MINNESOTA	4-3	OL	10-16-4	24	71	MAR. 19		COLORADO	5-2	L	21-42-8	
31	DEC. 16		EDMONTON	2-1	W	11-16-4	26	72	MAR. 21		PITTSBURGH	3-1	L	21-43-8	
32	DEC. 20	@	Los Angeles	4-2	L	11-17-4		73	MAR. 22		VANCOUVER	3-1	L	21-44-8	
33	DEC. 22	@	Vancouver	7-1	L	11-18-4		74	MAR. 24	@	Detroit	5-4	W	22-44-8	52
34	DEC. 23	@	Edmonton	5-1	W	12-18-4	28	75	MAR. 26	@	Buffalo	4-3	W	23-44-8	54
35	DEC. 27		ANAHEIM	2-1	W	13-18-4	30	76	MAR. 28	@	Pittsburgh	3-2	L	23-45-8	
36	DEC. 29		PHILADELPHIA	4-2	W	14-18-4	32	77	MAR. 30		BUFFALO	4-1	L	23-46-8	
37	DEC. 31	@	Dallas	6-0	L	14-19-4		78	APR. 3	@	San Jose	3-1	L	23-47-8	
38	JAN. 3		COLUMBUS	6-3	W	15-19-4	34	79	APR. 4		SAN JOSE	5-3	W	24-47-8	56
39	JAN. 6		ST. LOUIS	6-0	L	15-20-4		80	APR. 7	@	Calgary	3-2	L	24-48-8	
40	JAN. 8		WINNIPEG	4-1	W	16-20-4	36	81	APR. 9	@	Vancouver	5-0	L	24-49-8	
41	JAN. 10		OTTAWA	5-1	L	16-21-4		82	APR. 11		ANAHEIM	2-1	L	24-50-8	

35-39-8 (78 points), 4th Pacific Division

PLAYER	GP	G	A	PTS	PIM
Oliver Ekman-Larsson	75	21	34	55	96
Max Domi	81	18	34	52	72
Shane Doan	72	28	19	47	98
Anthony Duclair	81	20	24	44	49
Martin Hanzal	64	13	28	41	77
#Mikkel Boedker	62	13	26	39	10
Antoine Vermette	76	17	21	38	93
Tobias Rieder	82	14	23	37	10
Michael Stone	75	6	30	36	62
Brad Richardson	82	11	20	31	46
Jordan Martinook	81	9	15	24	18
Connor Murphy	78	6	11	17	48
*Alex Tanguay	18	4	9	13	8
Kyle Chipchura	70	4	8	12	38
*Kevin Connauton	38	4	5	9	39

PLAYER	GP	G	A	PTS	PIM
Klas Dahlbeck	71	2	6	8	28
Nicklas Grossmann	58	3	4	7	24
Zbynek Michalek	70	2	5	7	20
*Viktor Tikhonov	39	3	3	6	14
Steve Downie	26	3	3	6	53
#Stefan Elliott	19	2	4	6	4
Boyd Gordon	65	2	2	4	10
Tyler Gaudet	14	1	2	3	0
#Dustin Jeffrey	7	1	1	2	2
*Jiri Sekac	11	0	2	2	10
Laurent Dauphin	8	1	0	1	4
Sergei Plotnikov	13	0	1	1	4
#John Scott	11	0	1	1	25
Craig Cunningham	10	0	1	1	2
*Christian Thomas	1	0	0	0	0

GOALTENDER	GP	MIN	GAA	W-L-T	SO	GA	SA	SV%
Mike Smith	32	1,753:30	2.63	14-13-2	3	77	921	.916
Louis Domingue	39	2,206:04	2.75	9-18-5	2	101	1142	.912
Anders Lindback	19	906:08	3.11	1-7-1	0	47	443	.894
Niklas Treutle	2	49:42	6.00	0-1-0	0	5	20	.75

\* - Acquired during season  
 # - Relocated during season

#	DATE	H/R	OPPONENT	SCORE	RES	RECORD	PTS	#	DATE	H/R	OPPONENT	SCORE	RES	RECORD	PTS
1	OCT. 9	@	Los Angeles	4-1	W	1-0-0	2	42	JAN. 12		EDMONTON	4-3	W	22-16-4	48
2	OCT. 10		PITTSBURGH	2-1	W	2-0-0	4	43	JAN. 14		DETROIT	3-2	OL	22-16-5	49
3	OCT. 14	@	Anaheim	4-0	W	3-0-0	6	44	JAN. 16		NEW JERSEY	2-0	L	22-17-5	
4	OCT. 15		MINNESOTA	4-3	L	3-1-0		45	JAN. 18		BUFFALO	2-1	L	22-18-5	
5	OCT. 17		BOSTON	5-3	L	3-2-0		46	JAN. 21		SAN JOSE	3-1	L	22-19-5	
6	OCT. 20	@	New Jersey	3-2	OL	3-2-1	7	47	JAN. 23		LOS ANGELES	3-2	W	23-19-5	51
7	OCT. 22	@	Los Angeles	4-1	L	3-3-1		48	JAN. 25	@	Minnesota	2-1	W	24-19-5	53
8	OCT. 24	@	Ottawa	4-1	W	4-3-1	9	49	JAN. 26	@	Winnipeg	5-2	L	24-20-5	
9	OCT. 26	@	Toronto	4-3	W	5-3-1	11	50	FEB. 2		LOS ANGELES	6-2	L	24-21-5	
10	OCT. 27	@	Boston	6-0	L	5-4-1		51	FEB. 4		CHICAGO	5-4	OL	24-21-6	54
11	OCT. 30		VANCOUVER	4-3	L	5-5-1		52	FEB. 5	@	Anaheim	5-2	L	24-22-6	
12	NOV. 5		COLORADO	4-2	W	6-5-1	13	53	FEB. 10		VANCOUVER	2-1	L	24-23-6	
13	NOV. 7		NY RANGERS	4-1	L	6-6-1		54	FEB. 12		CALGARY	4-1	W	25-23-6	56
14	NOV. 9	@	Anaheim	4-3	W	7-6-1	15	55	FEB. 13	@	San Jose	4-1	L	25-24-6	
15	NOV. 10	@	Los Angeles	3-2	W	8-6-1	17	56	FEB. 15		MONTREAL	6-2	W	26-24-6	58
16	NOV. 12		EDMONTON	4-1	W	9-6-1	19	57	FEB. 18		DALLAS	6-3	W	27-24-6	60
17	NOV. 14	@	Columbus	5-2	L	9-7-1		58	FEB. 20		ST. LOUIS	6-4	L	27-25-6	
18	NOV. 16	@	NY Islanders	5-2	L	9-8-1		59	FEB. 22	@	Washington	3-2	L	27-26-6	
19	NOV. 19	@	Montreal	3-2	W	10-8-1	21	60	FEB. 23	@	Tampa Bay	2-1	L	27-27-6	
20	NOV. 21	@	Winnipeg	3-2	L	10-9-1		61	FEB. 25	@	Florida	3-2	L	27-28-6	
21	NOV. 25		ANAHEIM	4-2	W	11-9-1	23	62	FEB. 27	@	Philadelphia	4-2	L	27-29-6	
22	NOV. 27		CALGARY	2-1	W	12-9-1	25	63	FEB. 29	@	Pittsburgh	6-0	L	27-30-6	
23	NOV. 28		OTTAWA	4-3	W	13-9-1	27	64	MAR. 3		ANAHEIM	5-1	L	27-31-6	
24	DEC. 1	@	Nashville	5-2	L	13-10-1		65	MAR. 5		FLORIDA	5-1	W	28-31-6	62
25	DEC. 3	@	Detroit	5-1	L	13-11-1		66	MAR. 7	@	Colorado	3-1	L	28-32-6	
26	DEC. 4	@	Buffalo	5-2	L	13-12-1		67	MAR. 9	@	Vancouver	3-2	OL	28-32-7	63
27	DEC. 6	@	Carolina	5-4	L	13-13-1		68	MAR. 11	@	Calgary	4-1	W	29-32-7	65
28	DEC. 8	@	St. Louis	4-1	L	13-14-1		69	MAR. 12	@	Edmonton	4-0	W	30-32-7	67
29	DEC. 11		MINNESOTA	2-1	W	14-14-1	29	70	MAR. 17		SAN JOSE	3-1	W	31-32-7	69
30	DEC. 12		CAROLINA	5-4	OL	14-14-2	30	71	MAR. 19		TAMPA BAY	2-0	L	31-33-7	
31	DEC. 17		COLUMBUS	7-5	L	14-15-2		72	MAR. 20	@	San Jose	3-0	L	31-34-7	
32	DEC. 19		NY ISLANDERS	1-0	W	15-15-2	32	73	MAR. 22		EDMONTON	4-2	W	32-34-7	71
33	DEC. 22		TORONTO	3-2	W	16-15-2	34	74	MAR. 24		DALLAS	3-1	W	33-34-7	73
34	DEC. 26		LOS ANGELES	4-3	OL	16-15-3	35	75	MAR. 26		PHILADELPHIA	2-1	W	34-34-7	75
35	DEC. 27	@	Colorado	2-1	W	17-15-3	37	76	MAR. 28		CALGARY	5-2	L	34-35-7	
36	DEC. 29		CHICAGO	7-5	L	17-16-3		77	MAR. 31	@	Dallas	4-1	L	34-36-7	
37	DEC. 31		WINNIPEG	4-2	W	18-16-3	39	78	APR. 2		WASHINGTON	3-0	W	35-36-7	77
38	JAN. 2	@	Edmonton	4-3	OL	18-16-4	40	79	APR. 4	@	St. Louis	5-2	L	35-37-7	
39	JAN. 4	@	Vancouver	3-2	W	19-16-4	42	80	APR. 5	@	Chicago	6-2	L	35-38-7	
40	JAN. 7	@	Calgary	2-1	W	20-16-4	44	81	APR. 7	@	Nashville	3-2	OL	35-38-8	78
41	JAN. 9		NASHVILLE	4-0	W	21-16-4	46	82	APR. 9	@	San Jose	1-0	L	35-39-8	

## 30-42-10 (70 points), 6th Pacific Division

PLAYER	GP	G	A	PTS	PIM	PLAYER	GP	G	A	PTS	PIM
Radim Vrbata	81	20	35	55	16	#Ryan White	46	7	6	13	70
Oliver Ekman-Larsson	79	12	27	39	48	Lawson Crouse	72	5	7	12	48
Max Domi	59	9	29	38	40	*Peter Holland	40	5	6	11	18
Alex Goligoski	82	6	30	36	28	*Josh Jooris	42	3	7	10	10
Tobias Rieder	80	16	18	34	6	Brad Richardson	16	5	4	9	15
Christian Dvorak	78	15	18	33	22	# Michael Stone	45	1	8	9	12
Shane Doan	74	6	21	27	48	Luke Schenn	78	1	7	8	85
# Martin Hanzal	51	16	10	26	43	Christian Fischer	7	3	0	3	0
Jordan Martinook	77	11	14	25	40	Laurent Dauphin	24	2	1	3	12
Brendan Perlini	57	14	7	21	20	Clayton Keller	3	0	2	2	0
Jakob Chychrun	68	7	13	20	47	*Teemu Pulkkinen	4	1	0	1	4
Jamie McGinn	72	9	8	17	23	Dylan Strome	7	0	1	1	4
Connor Murphy	77	2	15	17	45	Kevin Connauton	24	0	1	1	24
Anthony Duclair	58	5	10	15	14	Tyler Gaudet	4	0	1	1	0
Anthony DeAngelo	39	5	9	14	37	Jamie McBain	3	0	0	0	0
*Alexander Burmistrov	26	5	9	14	6	Zbynek Michalek	3	0	0	0	0

GOALTENDER	GP	MIN	GAA	W-L-T	SO	GA	SA	SV%
Mike Smith	55	3,202	2.92	19-26-9	3	156	1819	.914
Louis Domingue	31	1,598	3.08	11-15-1	0	82	888	.908
# Justin Peters	3	132	3.16	0-1-0	0	7	70	.900
Marek Langhamer	1	15	3.75	0-0-0	0	1	8	.875

\* - Acquired during season

# - Relocated during season

#	DATE	H/R	OPPONENT	SCORE	RES	RECORD	PTS	#	DATE	H/R	OPPONENT	SCORE	RES	RECORD	PTS
1	OCT. 15		PHILADELPHIA	4-3	W	1-0-0	2	42	JAN. 14		ANAHEIM	3-0	L	13-23-6	
2	OCT. 18	@	Ottawa	7-4	L	1-1-0		43	JAN. 16	@	Edmonton	3-1	L	13-24-6	
3	OCT. 20	@	Montreal	5-2	L	1-2-0		44	JAN. 18	@	Winnipeg	6-3	L	13-25-6	
4	OCT. 21	@	NY Islanders	3-2	L	1-3-0		45	JAN. 19	@	Minnesota	4-3	L	13-26-6	
5	OCT. 23	@	NY Rangers	3-2	L	1-4-0		46	JAN. 21		TAMPA BAY	5-3	W	14-26-6	34
6	OCT. 25	@	New Jersey	5-3	L	1-5-0		47	JAN. 23		FLORIDA	3-2	W	15-26-6	36
7	OCT. 27	@	Philadelphia	5-4	W	2-5-0	4	48	JAN. 26		VANCOUVER	3-0	W	16-26-6	38
8	OCT. 29		COLORADO	3-2	L	2-6-0		49	JAN. 31		LOS ANGELES	3-2	L	16-27-6	
9	NOV. 1		SAN JOSE	3-2	W	3-6-0	6	50	FEB. 2		CHICAGO	4-3	L	16-28-6	
10	NOV. 3		NASHVILLE	3-2	W	4-6-0	8	51	FEB. 4	@	San Jose	3-2	W	17-28-6	40
11	NOV. 4	@	Anaheim	5-1	L	4-7-0		52	FEB. 9		MONTREAL	5-4	OL	17-28-7	41
12	NOV. 8	@	COLORADO	4-2	W	5-7-0	10	53	FEB. 11		PITTSBURGH	4-3	W	18-28-7	43
13	NOV. 10		WINNIPEG	3-2	L	5-8-0		54	FEB. 13	@	Calgary	5-0	W	19-28-7	45
14	NOV. 12		BOSTON	2-1	L	5-9-0		55	FEB. 14	@	Edmonton	5-2	L	19-29-7	
15	NOV. 16	@	Calgary	2-1	OL	5-9-1	11	56	FEB. 16	@	Los Angeles	5-3	W	20-29-7	47
16	NOV. 17	@	Vancouver	3-2	OL	5-9-2	12	57	FEB. 18		SAN JOSE	4-1	L	20-30-7	
17	NOV. 19		SAN JOSE	3-2	W	6-9-2	14	58	FEB. 20		ANAHEIM	3-2	W	21-30-7	49
18	NOV. 23		VANCOUVER	4-1	L	6-10-2		59	FEB. 23	@	Chicago	6-3	L	21-31-7	
19	NOV. 25		EDMONTON	3-2	W	7-10-2	16	60	FEB. 24	@	Dallas	5-2	L	21-32-7	
20	NOV. 27	@	Edmonton	2-1	W	8-10-2	18	61	FEB. 26		BUFFALO	3-2	W	22-32-7	51
21	NOV. 29	@	San Jose	2-1	OL	8-10-3	19	62	FEB. 28	@	Boston	4-1	L	22-33-7	
22	DEC. 1		LOS ANGELES	4-3	L	8-11-3		63	MAR. 2	@	Buffalo	6-3	L	22-34-7	
23	DEC. 3		COLUMBUS	3-2	OL	8-11-4	20	64	MAR. 3	@	Carolina	4-2	W	23-34-7	53
24	DEC. 5	@	Columbus	4-1	L	8-12-4		65	MAR. 5		CAROLINA	2-1	L	23-35-7	
25	DEC. 6	@	Chicago	4-0	L	8-13-4		66	MAR. 9		OTTAWA	3-2	OL	23-35-8	54
26	DEC. 8		CALGARY	2-1	OL	8-13-5	21	67	MAR. 11		NEW JERSEY	5-4	W	24-35-8	56
27	DEC. 10		NASHVILLE	4-1	W	9-13-5	23	68	MAR. 13		COLORADO	1-0	W	25-35-8	58
28	DEC. 12	@	Pittsburgh	7-0	L	9-14-5		69	MAR. 14	@	Los Angeles	3-2	W	26-35-8	60
29	DEC. 13	@	Detroit	4-1	W	10-14-5	25	70	MAR. 16		DETROIT	5-4	OL	26-35-9	61
30	DEC. 15	@	Toronto	3-2	W	11-14-5	27	71	MAR. 18		ST. LOUIS	3-0	L	26-36-9	
31	DEC. 17	@	Minnesota	4-1	L	11-15-5		72	MAR. 20	@	Nashville	3-1	L	26-37-9	
32	DEC. 19		CALGARY	4-2	L	11-16-5		73	MAR. 21	@	Tampa Bay	5-3	W	27-37-9	63
33	DEC. 21		EDMONTON	3-2	L	11-17-5		74	MAR. 23	@	Florida	3-1	L	27-38-9	
34	DEC. 23		TORONTO	4-1	L	11-18-5		75	MAR. 25	@	Washington	4-1	L	27-39-9	
35	DEC. 27		DALLAS	3-2	L	11-19-5		76	MAR. 27	@	St. Louis	4-1	L	27-40-9	
36	DEC. 29		NY RANGERS	6-3	L	11-20-5		77	MAR. 29		ST. LOUIS	3-1	L	27-41-9	
37	DEC. 31	@	Calgary	4-2	L	11-21-5		78	MAR. 31		WASHINGTON	6-3	W	28-41-9	65
38	JAN. 4	@	Vancouver	3-0	L	11-22-5		79	APR. 2	@	Los Angeles	2-1	W	29-41-9	67
39	JAN. 6	@	Anaheim	3-2	OL	11-22-6	28	80	APR. 4	@	Dallas	3-2	OL	29-41-10	68
40	JAN. 7		NY ISLANDERS	2-1	W	12-22-6	30	81	APR. 6		VANCOUVER	4-3	W	30-41-10	70
41	JAN. 13		WINNIPEG	4-3	W	13-22-6	32	82	APR. 8		MINNESOTA	3-1	L	30-42-10	

# ALL-TIME VS. OPPONENTS

# 2017-18 ARIZONA COYOTES

\*Records for '99-00 are "adjusted" to reflect overtime losses instead of regulation ties.

## VS ANAHEIM

YEAR	HOME						ROAD						OVERALL					
	W	L	T	OL	GF	GA	W	L	T	OL	GF	GA	W	L	T	OL	GF	GA
1993-94	0	2	0		6	9	0	2	0		3	8	0	4	0		9	17
1994-95	1	1	0		7	6	0	2	0		3	6	1	3	0		10	12
1995-96	1	1	0		8	9	0	2	0		4	11	1	3	0		12	20
1996-97	2	0	0		10	5	1	1	0		4	5	3	1	0		14	10
1997-98	1	1	0		9	7	2	0	0		11	3	3	1	0		20	10
1998-99	1	1	1		5	8	0	2	1		3	9	1	3	2		8	17
1999-00	2	1	0	0	9	4	2	0	0	1	14	6	4	1	0	1	23	10
2000-01	0	2	0	0	4	10	2	0	1	0	10	6	2	2	1	0	14	16
2001-02	0	1	0	2	3	9	1	1	0	0	5	4	1	2	0	2	8	13
2002-03	2	0	0	0	7	3	0	2	1	0	4	9	2	2	1	0	11	12
2003-04	1	0	1	1	7	7	1	1	0	1	6	7	2	1	1	2	13	14
2005-06	1	3		0	8	13	0	4		0	8	19	1	7		0	16	32
2006-07	2	1		1	9	8	0	4		0	8	16	2	5		1	17	24
2007-08	2	2		0	9	11	3	0		1	13	11	5	2		1	22	22
2008-09	1	1		1	10	14	1	2		0	6	10	2	3		1	16	24
2009-10	3	0		0	11	2	1	2		0	8	10	4	2		0	19	12
2010-11	1	2		0	11	11	2	1		0	10	5	3	3		0	21	16
2011-12	2	1		0	9	6	1	2		0	8	14	3	3		0	17	20
2012-13	2	0		0	8	8	1	1		0	5	5	3	1		0	13	13
2013-14	0	2		0	5	9	0	1		2	6	10	0	3		2	11	19
2014-15	1	2		0	3	7	1	1		0	3	4	2	3		0	6	11
2015-16	1	1		0	5	7	2	1		0	10	8	3	2		0	15	15
2016-17	1	1		0	3	5	0	1		1	3	8	1	2		1	6	13
<b>TOTALS</b>	<b>28</b>	<b>26</b>	<b>2</b>	<b>5</b>	<b>166</b>	<b>178</b>	<b>21</b>	<b>33</b>	<b>3</b>	<b>6</b>	<b>155</b>	<b>194</b>	<b>49</b>	<b>59</b>	<b>5</b>	<b>11</b>	<b>321</b>	<b>372</b>

## VS BOSTON

YEAR	HOME						ROAD						OVERALL					
	W	L	T	OL	GF	GA	W	L	T	OL	GF	GA	W	L	T	OL	GF	GA
1979-80	1	1	0		4	4	0	2	0		1	7	1	3	0		5	11
1980-81	0	1	1		8	11	0	1	1		11	12	0	2	2		19	23
1981-82	0	1	0		5	8	0	2	0		10	15	0	3	0		15	23
1982-83	2	0	0		12	9	0	0	1		2	2	2	0	1		14	11
1983-84	1	0	0		5	2	0	2	0		4	9	1	2	0		9	11
1984-85	1	1	0		6	7	1	0	0		4	3	2	1	0		10	10
1985-86	0	1	0		1	2	0	2	0		9	15	0	3	0		10	17
1986-87	1	1	0		7	4	0	1	0		3	6	1	2	0		10	10
1987-88	0	1	0		3	4	0	2	0		6	9	0	3	0		9	13
1988-89	0	2	0		4	9	1	0	0		4	3	1	2	0		8	12
1989-90	1	0	0		3	2	0	1	1		5	7	1	1	1		8	9
1990-91	1	1	0		8	4	0	1	0		2	5	1	2	0		10	9
1991-92	0	1	1		6	9	1	0	0		3	1	1	1	1		9	10
1992-93	1	0	0		5	4	0	1	0		2	6	1	1	0		7	10
1993-94	0	1	0		6	7	0	1	0		4	5	0	2	0		10	12
1994-95	DID NOT PLAY																	
1995-96	0	1	0		3	5	0	1	0		4	5	0	2	0		7	10
1996-97	1	0	0		5	4	1	0	0		5	2	2	0	0		10	6
1997-98	0	1	0		2	3	0	1	0		2	5	0	2	0		4	8
1998-99	1	0	0		3	1	0	1	0		2	3	1	1	0		5	4
1999-00	1	0	0	0	2	1	0	1	0	0	0	2	1	1	0	0	2	3
2000-01	-	-	-	-	-	-	0	1	0	0	4	7	0	1	0	0	4	7
2001-02	0	0	1	0	1	1	0	1	0	0	2	4	0	1	1	0	3	5
2002-03	1	0	0	0	2	1	-	-	-	-	-	-	1	0	0	0	2	1
2003-04	-	-	-	-	-	-	0	0	1	0	3	3	0	0	1	0	3	3
2005-06	-	-	-	-	-	-	1	0		0	2	1	1	0		0	2	1
2006-07	DID NOT PLAY																	
2007-08	0	1	0		1	3	-	-	-	-	-	-	0	1	0		1	3
2008-09	-	-	-	-	-	-	1	0		0	2	1	1	0		0	2	1
2009-10	1	0	0	0	4	1	-	-	-	-	-	-	1	0		0	4	1
2010-11	0	1		0	0	3	1	0		0	5	2	1	1		0	5	5
2011-12	0	0		1	1	2	-	-	-	-	-	-	0	0		1	1	2
2012-13	DID NOT PLAY																	
2013-14	0	1		0	2	4	0	1		0	1	2	0	2		0	3	6
2014-15	0	1		0	2	5	0	1		0	1	4	0	2		0	3	9
2015-16	0	1		0	3	5	0	1		0	0	6	0	2		0	3	11
2016-17	0	1		0	1	2	0	1		0	1	4	0	2		0	2	6
<b>TOTALS</b>	<b>14</b>	<b>20</b>	<b>3</b>	<b>1</b>	<b>115</b>	<b>127</b>	<b>7</b>	<b>26</b>	<b>4</b>	<b>0</b>	<b>104</b>	<b>156</b>	<b>21</b>	<b>46</b>	<b>7</b>	<b>1</b>	<b>219</b>	<b>283</b>



VS BUFFALO	HOME						ROAD						OVERALL								
	YEAR	W	L	T	OL	GF	GA	W	L	T	OL	GF	GA	W	L	T	OL	GF	GA		
1979-80	0	1	1			5	6	0	2	0			5	10	0	3	1			10	16
1980-81	0	2	0			4	9	0	2	0			4	11	0	4	0			8	20
1981-82	0	0	1			4	4	0	1	1			5	6	0	1	2			9	10
1982-83	1	1	0			8	7	0	1	0			2	5	1	2	0			10	12
1983-84	0	1	0			5	6	0	2	0			6	14	0	3	0			11	20
1984-85	2	0	0			8	5	0	1	0			0	4	2	1	0			8	9
1985-86	1	0	0			5	3	0	2	0			6	13	1	2	0			11	16
1986-87	1	1	0			5	6	1	0	0			6	3	2	1	0			11	9
1987-88	1	0	0			7	5	0	1	1			7	9	1	1	1			14	14
1988-89	1	1	0			5	7	0	1	0			4	5	1	2	0			9	12
1989-90	0	1	0			3	4	0	2	0			4	7	0	3	0			7	11
1990-91	0	2	0			2	8	0	1	0			1	4	0	3	0			3	12
1991-92	1	0	0			5	4	0	1	0			2	5	1	1	0			7	9
1992-93	0	1	0			2	6	0	1	0			1	2	0	2	0			3	8
1993-94	1	0	0			3	2	0	1	0			0	6	1	1	0			3	8
1994-95	DID NOT PLAY																				
1995-96	1	0	0			4	1	1	0	0			4	3	2	0	0			8	4
1996-97	0	1	0			2	3	0	1	0			1	5	0	2	0			3	8
1997-98	1	0	0			6	1	0	0	1			3	3	1	0	1			9	4
1998-99	1	0	0			1	0	0	0	1			1	1	1	0	1			2	1
1999-00	1	0	0	0		2	1	0	0	1	0		2	2	1	0	1	0		4	3
2000-01	-	-	-	-		-	-	1	0	0	0		7	3	1	0	0	0		7	3
2001-02	0	1	0	0	1	3		1	0	0	0		3	2	1	1	0	0		4	5
2002-03	0	1	0	0	0	1		1	0	0	0		3	2	1	1	0	0		3	3
2003-04	-	-	-	-	-	-	-	1	0	0	0		3	2	1	0	0	0		3	2
2005-06	-	-	-	-	-	-	-	1	0		0		2	1	1	0		0		2	1
2006-07	DID NOT PLAY																				
2007-08	1	0	0			6	2	-	-	-	-	-	-	-	1	0	0			6	2
2008-09	0	1		0	0	2		0	1		0	1	5		0	2		0		1	7
2009-10	0	1		0	2	7		0	1		0	1	2		0	2		0		3	9
2010-11	0	0		1	1	2		-	-	-	-	-	-		0	0		1		1	2
2011-12	-	-	-	-	-	-	-	1	0		0	4	2		1	0		0		4	2
2012-13	DID NOT PLAY																				
2013-14	0	1		0	2	3		0	0		1	1	2		0	1		1		3	5
2014-15	0	1		0	1	4		1	0		0	4	3		1	1		0		5	7
2015-16	0	1		0	1	2		0	1		0	2	5		0	2		0		3	7
2016-17	1	0		0	3	2		0	1		0	3	6		1	1		0		6	8
TOTALS	15	19	2	1	103	116		9	24	5	1	98	153		24	43	7	2	201	269	

VS CALGARY	HOME						ROAD						OVERALL								
	YEAR	W	L	T	OL	GF	GA	W	L	T	OL	GF	GA	W	L	T	OL	GF	GA		
1979-80	0	2	0			6	10	0	2	0			0	10	0	4	0			6	20
1980-81	0	1	1			6	9	0	2	0			3	7	0	3	1			9	16
1981-82	1	0	0			6	4	1	1	0			9	10	2	1	0			15	14
1982-83	1	2	1			17	17	1	3	0			14	20	2	5	1			31	37
1983-84	1	1	2			10	10	0	3	1			16	27	1	4	3			26	37
1984-85	1	2	1			17	21	0	3	1			14	28	1	5	2			31	49
1985-86	1	3	0			20	23	0	3	1			11	21	1	6	1			31	44
1986-87	4	0	0			27	8	2	2	0			11	12	6	2	0			38	20
1987-88	3	0	1			22	11	1	3	0			13	17	4	3	1			35	28
1988-89	2	2	0			9	15	0	3	1			13	25	2	5	1			22	40
1989-90	3	1	0			16	10	2	2	0			13	14	5	3	0			29	24
1990-91	1	1	2			12	12	0	4	0			12	18	1	5	2			24	30
1991-92	3	1	0			22	13	1	1	1			11	13	4	2	1			33	26
1992-93	1	2	0			12	13	2	0	2			16	13	3	2	2			28	26
1993-94	0	2	0			5	9	0	2	0			6	12	0	4	0			11	21
1994-95	1	0	1			6	5	1	1	0			9	12	2	1	1			15	17
1995-96	2	0	0			9	5	2	0	0			7	3	4	0	0			16	8
1996-97	1	1	0			5	8	2	0	0			8	4	3	1	0			13	12
1997-98	1	0	1			5	3	1	1	0			7	7	2	1	1			12	10
1998-99	1	0	1			4	3	2	0	0			7	3	3	0	1			11	6
1999-00	2	0	0	0		6	4	1	0	1	0		6	4	3	0	1	0		12	8
2000-01	1	1	0	0		5	6	1	0	1	0		6	4	2	1	1	0		11	10
2001-02	2	0	0	0		10	6	2	0	0	0		6	3	4	0	0	0		16	9
2002-03	1	1	0	0		6	7	1	1	0	0		7	3	2	2	0	0		13	10
2003-04	0	2	0	0	1	6		0	2	0	0		2	5	0	4	0	0		3	11
2005-06	1	1		0	6	6		1	1		0	4	5		2	2		0		10	11
2006-07	1	1		0	6	8		0	2		0	3	11		1	3		0		9	19
2007-08	0	2		0	2	7		1	0		1	6	5		1	2		1		8	12
2008-09	0	2		0	6	11		2	0		0	8	5		2	2		0		14	16
2009-10	2	0		0	5	3		0	2		0	2	4		2	2		0		7	7
2010-11	2	0		0	8	4		2	0		0	7	4		4	0		0		15	8
2011-12	1	1		0	4	5		1	1		0	3	3		2	2		0		7	8
2012-13	1	0		0	4	0		0	1		1	6	8		1	1		1		10	8
2013-14	3	0		0	13	4		0	2		0	3	7		3	2		0		16	11
2014-15	0	2		0	1	7		0	3		0	7	13		0	5		0		8	20
2015-16	2	1		0	8	7		2	0		0	6	2		4	1		0		14	9
2016-17	0	1		1	3	6		1	1		1	8	6		1	2		2		11	12
TOTALS	47	36	11	1	330	306		33	52	9	3	290	368		80	88	20	4	620	674	

**VS CAROLINA**

YEAR	HOME					ROAD					OVERALL							
	W	L	T	OL	GF	GA	W	L	T	OL	GF	GA	W	L	T	OL	GF	GA
1979-80	2	0	0		10	2	0	2	0		6	12	2	2	0		16	14
1980-81	0	2	0		8	13	0	1	1		7	11	0	3	1		15	24
1981-82	0	1	0		1	6	1	1	0		7	9	1	2	0		8	15
1982-83	1	1	0		5	5	0	0	1		2	2	1	1	1		7	7
1983-84	1	0	0		4	3	1	0	1		11	7	2	0	1		15	10
1984-85	1	1	0		10	10	1	0	0		3	0	2	1	0		13	10
1985-86	1	0	0		5	4	0	2	0		3	15	1	2	0		8	19
1986-87	1	1	0		3	3	0	0	1		4	4	1	1	1		7	7
1987-88	1	0	0		6	3	0	2	0		6	8	1	2	0		12	11
1988-89	1	1	0		8	8	0	1	0		3	7	1	2	0		11	15
1989-90	0	1	0		2	4	2	0	0		7	3	2	1	0		9	7
1990-91	2	0	0		10	8	0	1	0		3	4	2	1	0		13	12
1991-92	0	2	0		2	4	0	0	1		3	3	0	2	1		5	7
1992-93	1	1	0		10	13	1	0	0		6	3	2	1	0		16	16
1993-94	0	0	1		2	2	0	1	0		0	4	0	1	1		2	6
1994-95	DID NOT PLAY																	
1995-96	0	1	0		2	3	1	0	0		5	2	1	1	0		7	5
1996-97	0	1	0		1	2	0	1	0		0	1	0	2	0		1	3
1997-98	0	1	0		4	5	0	0	1		2	2	0	1	1		6	7
1998-99	0	0	1		5	5	0	0	0		0	0	0	0	1		5	5
1999-00	1	0	0	0	7	5	1	0	0	0	4	2	2	0	0	0	11	7
2000-01	0	0	0	1	1	2	1	0	0	0	2	0	1	0	0	1	3	2
2001-02	-	-	-	-	-	-	0	0	0	1	0	1	0	0	0	1	0	1
2002-03	1	0	0	0	4	2	0	1	0	0	2	3	1	1	0	0	6	5
2003-04	-	-	-	-	-	-	1	0	0	0	3	0	1	0	0	0	3	0
2005-06	1	0	0	0	8	4	-	-	-	-	-	-	1	0	0	0	8	4
2006-07	-	-	-	-	-	-	1	0	0	0	2	0	1	0	0	0	2	0
2007-08	DID NOT PLAY																	
2008-09	0	1	0	0	2	7	0	1	0	0	2	5	0	2	0	0	4	12
2009-10	-	-	-	-	-	-	1	0	0	0	4	0	1	0	0	0	4	0
2010-11	0	0	0	1	3	4	-	-	-	-	-	-	0	0	1	1	3	4
2011-12	-	-	-	-	-	-	1	0	0	0	4	3	1	0	0	0	4	3
2012-13	DID NOT PLAY																	
2013-14	0	1	0	0	1	3	1	0	0	0	5	3	1	1	0	0	6	6
2014-15	0	0	0	1	1	1	0	1	0	0	0	3	0	1	1	1	1	4
2015-16	0	0	0	1	4	5	0	1	0	0	4	5	0	1	1	1	8	10
2016-17	0	1	0	0	1	2	1	0	0	0	4	2	1	1	0	0	5	4
<b>TOTALS</b>	<b>15</b>	<b>17</b>	<b>2</b>	<b>4</b>	<b>130</b>	<b>138</b>	<b>15</b>	<b>16</b>	<b>6</b>	<b>1</b>	<b>114</b>	<b>124</b>	<b>30</b>	<b>33</b>	<b>8</b>	<b>5</b>	<b>244</b>	<b>262</b>

**VS CHICAGO**

YEAR	HOME					ROAD					OVERALL							
	W	L	T	OL	GF	GA	W	L	T	OL	GF	GA	W	L	T	OL	GF	GA
1979-80	1	1	0		6	4	1	1	0		5	6	2	2	0		11	10
1980-81	1	1	0		8	10	0	2	0		5	17	1	3	0		13	27
1981-82	2	1	1		17	16	1	1	1		13	12	3	2	2		30	28
1982-83	0	1	0		5	7	1	1	0		8	13	1	2	0		13	20
1983-84	2	0	0		13	7	0	1	0		2	6	2	1	0		15	13
1984-85	0	0	1		5	5	1	1	0		9	9	1	1	1		14	14
1985-86	1	1	0		7	6	0	1	0		4	5	1	2	0		11	11
1986-87	0	1	0		4	8	0	2	0		3	8	0	3	0		7	16
1987-88	1	0	1		7	4	0	1	0		4	6	1	1	1		11	10
1988-89	0	1	0		5	6	0	2	0		5	17	0	3	0		10	23
1989-90	1	1	0		9	7	0	1	0		3	4	1	2	0		12	11
1990-91	0	1	0		1	3	0	1	1		7	8	0	2	1		8	11
1991-92	2	0	0		9	4	0	0	1		3	3	2	0	1		12	7
1992-93	1	0	0		5	2	0	2	0		2	9	1	2	0		7	11
1993-94	2	1	0		6	9	0	3	0		7	15	2	4	0		13	24
1994-95	2	1	0		11	7	1	1	0		4	4	3	2	0		15	11
1995-96	2	0	1		9	7	0	2	0		4	7	2	2	1		13	14
1996-97	1	1	0		3	6	3	0	0		10	4	4	1	0		13	10
1997-98	2	1	0		10	7	2	0	1		9	6	4	1	1		19	13
1998-99	2	0	0		6	2	0	1	1		4	5	2	1	1		10	7
1999-00	1	1	0	0	3	4	0	1	1	0	6	10	1	2	1	0	9	14
2000-01	1	1	0	0	4	6	0	0	1	0	1	1	1	1	1	0	5	7
2001-02	1	1	0	0	5	6	1	1	0	0	4	4	2	2	0	0	9	10
2002-03	0	2	0	0	2	8	1	0	1	0	2	1	1	2	1	0	4	9
2003-04	1	0	1	0	4	3	0	0	2	0	4	4	1	0	3	0	8	7
2005-06	1	1	0	0	5	6	1	1	0	0	4	4	2	2	0	0	9	10
2006-07	1	1	0	0	8	9	2	0	0	0	6	3	3	1	0	0	14	12
2007-08	1	0	1	1	5	4	0	2	0	0	1	7	1	2	1	6	11	
2008-09	0	1	1	1	2	9	0	2	0	0	2	11	0	3	1	4	20	
2009-10	2	0	0	0	8	5	1	1	0	0	2	3	3	1	0	10	8	
2010-11	1	1	0	0	4	4	1	0	0	1	5	5	2	1	1	9	9	
2011-12	1	1	0	0	5	5	2	0	0	0	7	4	3	1	0	12	9	
2012-13	0	2	0	0	6	12	1	0	0	0	2	2	1	2	0	0	8	14
2013-14	1	1	0	0	4	5	0	0	1	1	4	4	1	1	1	8	9	
2014-15	0	1	0	0	1	2	1	1	0	0	3	8	1	2	0	4	10	
2015-16	0	1	1	1	9	12	0	1	0	0	2	6	0	2	1	11	18	
2016-17	0	1	0	0	3	4	0	2	0	0	3	10	0	3	0	6	14	
<b>TOTALS</b>	<b>35</b>	<b>29</b>	<b>5</b>	<b>3</b>	<b>224</b>	<b>231</b>	<b>21</b>	<b>36</b>	<b>10</b>	<b>2</b>	<b>169</b>	<b>251</b>	<b>56</b>	<b>65</b>	<b>15</b>	<b>5</b>	<b>393</b>	<b>482</b>

VS COLORADO YEAR	HOME					ROAD					OVERALL							
	W	L	T	OL	GF	GA	W	L	T	OL	GF	GA	W	L	T	OL	GF	GA
1979-80	1	1	0		8	8	1	1	0		5	7	2	2	0		13	15
1980-81	1	0	1		8	7	0	1	1		4	8	1	1	2		12	15
1981-82	0	1	1		9	11	0	1	0		3	7	0	2	1		12	18
1982-83	1	0	0		3	2	0	2	0		9	14	1	2	0		12	16
1983-84	1	1	0		9	11	1	0	0		5	3	2	1	0		14	14
1984-85	1	0	0		6	3	1	1	0		6	7	2	1	0		12	10
1985-86	1	1	0		6	7	1	0	0		5	4	2	1	0		11	11
1986-87	0	0	1		4	4	1	0	1		9	6	1	0	2		13	10
1987-88	1	0	1		6	5	1	0	0		7	3	2	0	1		13	8
1988-89	0	1	0		4	5	1	1	0		11	8	1	2	0		15	13
1989-90	1	1	0		12	11	1	0	0		5	3	2	1	0		17	14
1990-91	1	0	0		6	0	2	0	0		16	6	3	0	0		22	6
1991-92	0	0	1		4	4	0	2	0		3	9	0	2	1		7	13
1992-93	0	1	0		4	7	0	1	0		2	3	0	2	0		6	10
1993-94	1	0	0		5	2	0	0	1		5	5	1	0	1		10	7
1994-95	DID NOT PLAY																	
1995-96	0	2	0		4	10	1	1	0		7	7	1	3	0		11	17
1996-97	0	2	0		3	7	0	2	0		1	8	0	4	0		4	15
1997-98	0	2	0		5	8	0	1	1		3	6	0	3	1		8	14
1998-99	1	0	1		6	3	2	0	0		9	2	3	0	1		15	5
1999-00	1	1	0	0	9	4	1	1	0	0	5	5	2	2	0	0	14	9
2000-01	1	1	0	0	6	8	1	1	0	0	5	2	2	2	0	0	11	10
2001-02	2	0	0	0	6	3	0	0	0	2	3	5	2	0	0	2	9	8
2002-03	0	1	1	0	6	7	0	1	1	0	3	8	0	2	2	0	9	15
2003-04	1	1	0	0	5	5	0	2	0	0	2	6	1	3	0	0	7	11
2005-06	0	2		0	3	8	0	2		0	8	13	0	4		0	11	21
2006-07	0	2		0	6	10	1	1		0	8	8	1	3		0	14	18
2007-08	1	0		1	6	6	2	0		0	9	5	3	0		1	15	11
2008-09	2	0		0	5	2	1	0		1	7	5	3	0		1	12	7
2009-10	2	0		0	9	3	0	2		0	2	6	2	2		0	11	9
2010-11	1	0		1	6	4	2	0		0	7	2	3	0		1	13	6
2011-12	2	0		0	9	3	1	1		0	6	4	3	1		0	15	7
2012-13	1	0		1	8	4	1	0		0	3	2	2	0		1	11	6
2013-14	0	0		1	3	4	1	1		0	5	5	1	1		1	8	9
2014-15	0	1		1	5	9	0	1		0	2	5	0	2		1	7	14
2015-16	1	0		0	4	2	1	1		0	3	4	2	1		0	7	6
2016-17	1	1		0	3	3	1	0		0	4	2	2	1		0	7	5
TOTALS	27	23	7	5	211	200	26	28	5	3	197	203	53	51	12	8	408	403

VS COLUMBUS YEAR	HOME					ROAD					OVERALL							
	W	L	T	OL	GF	GA	W	L	T	OL	GF	GA	W	L	T	OL	GF	GA
2000-01	1	0	1	0	4	3	0	2	0	0	3	7	1	2	1	0	7	10
2001-02	2	0	0	0	6	2	1	1	0	0	3	5	3	1	0	0	9	7
2002-03	1	0	1	0	8	5	1	1	0	0	4	4	2	1	1	0	12	9
2003-04	1	0	1	0	6	5	1	0	1	0	4	3	2	0	2	0	10	8
2005-06	1	1		0	7	6	1	1		0	9	7	2	2		0	16	13
2006-07	1	1		0	8	8	1	1		0	4	5	2	2		0	12	13
2007-08	0	2		0	4	6	1	1		0	4	5	1	3		0	8	11
2008-09	2	0		0	5	1	2	0		0	8	4	4	0		0	13	5
2009-10	1	1		0	5	4	2	0		0	6	2	3	1		0	11	6
2010-11	2	0		0	7	2	1	1		0	7	8	3	1		0	14	10
2011-12	1	1		0	4	5	0	2		0	5	7	1	3		0	9	12
2012-13	2	0		0	10	4	0	0		1	0	0	2	0		1	10	4
2013-14	0	1		0	0	2	0	0		1	3	4	0	1		1	3	6
2014-15	1	0		0	6	3	1	0		0	4	1	2	0		0	10	4
2015-16	0	1		0	5	7	0	1		0	2	5	0	2		0	7	12
2016-17	0	0		1	2	3	0	1		0	1	4	0	1		1	3	7
TOTALS	16	8	3	1	87	66	12	12	1	2	67	71	28	20	4	3	154	137



### VS DALLAS

YEAR	HOME						ROAD						OVERALL					
	W	L	T	OL	GF	GA	W	L	T	OL	GF	GA	W	L	T	OL	GF	GA
1979-80	1	1	0		4	4	0	1	1		4	10	1	2	1		8	14
1980-81	0	2	0		6	10	0	2	0		4	8	0	4	0		10	18
1981-82	0	2	1		11	16	3	1	0		16	24	3	3	1		27	40
1982-83	0	2	0		6	8	0	1	0		1	4	0	3	0		7	12
1983-84	1	0	0		5	1	1	2	0		8	10	1	2	0		13	11
1984-85	2	0	0		9	4	0	1	0		0	4	2	1	0		9	8
1985-86	0	1	0		5	6	2	0	0		7	3	2	1	0		12	9
1986-87	2	0	0		10	7	0	1	0		2	4	2	1	0		12	11
1987-88	1	0	0		5	4	1	0	1		13	10	2	0	1		18	14
1988-89	1	1	0		4	6	0	1	0		1	5	1	2	0		5	11
1989-90	1	0	0		5	3	0	2	0		5	12	1	2	0		10	15
1990-91	1	1	0		4	4	1	0	0		6	4	2	1	0		10	8
1991-92	0	1	0		2	3	0	2	0		3	10	0	3	0		5	13
1992-93	2	0	0		14	10	1	1	0		11	7	3	1	0		25	17
1993-94	1	2	0		9	12	0	1	2		6	8	1	3	2		15	20
1994-95	1	1	0		4	7	1	1	0		9	9	2	2	0		13	16
1995-96	2	0	0		10	6	2	1	0		14	8	4	1	0		24	14
1996-97	0	2	1		8	10	2	1	0		11	10	2	3	1		19	20
1997-98	2	1	0		9	10	0	2	1		3	10	2	3	1		12	20
1998-99	1	2	0		5	5	1	2	0		5	6	2	4	0		10	11
1999-00	0	3	0	0	5	12	2	0	1	0	9	7	2	3	1	0	14	19
2000-01	1	1	1	0	9	9	1	0	1	0	5	3	2	1	2	0	14	12
2001-02	1	1	0	0	7	7	1	2	0	0	9	8	2	3	0	0	16	15
2002-03	0	2	1	0	5	10	0	1	1	0	3	7	0	3	2	0	8	17
2003-04	2	1	0	0	9	8	1	1	1	0	11	8	3	2	1	0	20	16
2005-06	1	2		1	12	15	2	2		0	10	10	3	4		1	22	25
2006-07	0	2		2	6	13	1	2		1	9	16	1	4		3	15	29
2007-08	2	2		0	15	13	3	1		0	12	5	5	3		0	27	18
2008-09	2	1		0	9	8	2	0		1	7	5	4	1		1	16	13
2009-10	2	1		0	8	7	2	1		0	7	8	4	2		0	15	15
2010-11	2	1		0	9	6	2	1		0	7	8	4	2		0	16	14
2011-12	2	0		1	7	3	1	0		2	8	5	3	0		3	15	8
2012-13	2	0		0	4	1	0	1		1	6	7	2	1		1	10	8
2013-14	1	1		0	3	4	0	1		0	1	2	1	2		0	4	6
2014-15	0	1		0	3	4	0	2		0	1	9	0	3		0	4	13
2015-16	2	0		0	9	4	0	1		0	1	4	2	1		0	10	8
2016-17	0	1		0	2	3	0	1		1	4	8	0	2		1	6	11
<b>TOTALS</b>	<b>39</b>	<b>39</b>	<b>4</b>	<b>4</b>	<b>257</b>	<b>263</b>	<b>32</b>	<b>40</b>	<b>9</b>	<b>6</b>	<b>239</b>	<b>286</b>	<b>71</b>	<b>79</b>	<b>13</b>	<b>10</b>	<b>496</b>	<b>549</b>

### VS DETROIT

YEAR	HOME						ROAD						OVERALL					
	W	L	T	OL	GF	GA	W	L	T	OL	GF	GA	W	L	T	OL	GF	GA
1979-80	0	2	0		1	10	1	1	0		10	8	1	3	0		11	18
1980-81	0	1	1		7	8	0	2	0		8	11	0	3	1		15	19
1981-82	2	1	1		13	6	1	1	1		9	9	3	2	2		22	15
1982-83	1	0	0		8	3	2	0	0		12	2	3	0	0		20	5
1983-84	0	0	2		8	8	0	1	0		1	6	0	1	2		9	14
1984-85	1	0	0		5	2	1	0	1		11	8	2	0	1		16	10
1985-86	2	0	0		11	3	1	0	0		4	3	3	0	0		15	6
1986-87	0	0	1		1	1	1	1	0		7	7	1	1	1		8	8
1987-88	0	1	1		5	9	0	1	0		8	10	0	2	1		13	19
1988-89	0	1	0		2	6	0	1	1		5	8	0	2	1		7	14
1989-90	1	0	1		10	8	0	1	0		4	5	1	1	1		14	13
1990-91	0	1	0		2	5	0	2	0		2	9	0	3	0		4	14
1991-92	0	0	1		1	1	2	0	0		7	5	2	0	1		8	6
1992-93	1	0	0		4	1	1	1	0		8	8	2	1	0		12	9
1993-94	3	0	0		12	7	0	3	0		5	19	3	3	0		17	26
1994-95	1	1	0		5	8	0	2	1		9	17	1	3	1		14	25
1995-96	1	1	1		10	12	1	2	0		10	14	2	3	1		20	26
1996-97	0	2	1		9	12	2	0	0		8	3	2	2	1		17	15
1997-98	1	1	1		6	7	0	2	1		5	11	1	3	2		11	18
1998-99	1	1	0		5	8	2	0	0		10	5	3	1	0		15	13
1999-00	1	1	0	0	6	6	2	0	0	0	9	5	3	1	0	0	15	11
2000-01	0	1	1	0	4	6	0	1	1	0	5	8	0	2	2	0	9	14
2001-02	0	1	1	0	3	5	0	1	1	0	2	5	0	2	2	0	5	10
2002-03	0	2	0	0	5	8	1	1	0	0	6	6	1	3	0	0	11	14
2003-04	1	0	1	0	6	3	0	1	1	0	5	8	1	1	2	0	11	11
2005-06	0	2		0	3	9	2	0		0	9	3	2	2		0	12	12
2006-07	0	2		0	2	9	0	2		0	4	13	0	4		0	6	22
2007-08	0	2		0	4	9	0	2		0	4	6	0	4		0	8	15
2008-09	1	0		1	10	8	0	1		1	6	8	1	1		2	16	16
2009-10	1	1		0	4	6	1	1		0	7	7	2	2		0	11	13
2010-11	1	0		1	6	6	1	0		1	6	5	2	0		2	12	11
2011-12	1	0		1	5	3	0	1		1	4	7	1	1		2	9	10
2012-13	1	1		0	6	5	0	1		0	0	4	1	2		0	6	9
2013-14	1	0		0	5	2	1	0		0	4	2	2	0		0	9	4
2014-15	0	1		0	1	3	1	0		0	5	4	1	1		0	6	7
2015-16	0	0		1	2	3	0	1		0	1	5	0	1		1	3	8
2016-17	0	0		1	4	5	1	0		0	4	1	1	0		1	8	6
<b>TOTALS</b>	<b>23</b>	<b>27</b>	<b>14</b>	<b>5</b>	<b>201</b>	<b>221</b>	<b>25</b>	<b>34</b>	<b>8</b>	<b>3</b>	<b>224</b>	<b>265</b>	<b>48</b>	<b>61</b>	<b>22</b>	<b>8</b>	<b>425</b>	<b>486</b>

VS EDMONTON YEAR	HOME						ROAD						OVERALL					
	W	L	T	OL	GF	GA	W	L	T	OL	GF	GA	W	L	T	OL	GF	GA
1979-80	1	0	1		10	5	1	1	0		6	12	2	1	1		16	17
1980-81	0	2	0		3	9	0	2	0		6	17	0	4	0		9	26
1981-82	0	1	0		2	10	1	1	0		5	4	1	2	0		7	14
1982-83	2	2	0		24	23	0	4	0		7	22	2	6	0		31	45
1983-84	0	4	0		21	29	0	4	0		16	24	0	8	0		37	53
1984-85	1	3	0		13	18	2	2	0		21	22	3	5	0		34	40
1985-86	1	3	0		19	25	1	3	0		15	22	2	6	0		34	47
1986-87	2	2	0		17	17	1	3	0		10	16	3	5	0		27	33
1987-88	1	2	1		11	17	0	2	2		10	15	1	4	3		21	32
1988-89	1	2	1		18	23	2	2	0		17	17	3	4	1		35	40
1989-90	3	1	0		17	15	0	4	0		11	23	3	5	0		28	38
1990-91	2	2	0		13	12	2	1	1		10	9	4	3	1		23	21
1991-92	1	1	1		11	10	2	2	0		16	15	3	3	1		27	25
1992-93	4	1	0		22	16	4	0	0		22	13	8	1	0		44	29
1993-94	1	1	0		9	7	0	2	0		2	11	1	3	0		11	18
1994-95	0	2	0		8	11	1	0	1		8	4	1	2	1		16	15
1995-96	2	0	0		13	4	0	2	0		7	10	2	2	0		20	14
1996-97	0	2	0		4	9	1	1	0		7	6	1	3	0		11	15
1997-98	1	1	0		8	8	0	2	0		4	9	1	3	0		12	17
1998-99	1	1	0		4	9	1	1	0		10	8	2	2	0		14	17
1999-00	1	1	0	0	9	9	0	1	0	1	4	7	1	2	0	1	13	16
2000-01	2	0	0	0	9	4	0	0	2	0	4	4	2	0	2	0	13	8
2001-02	0	1	0	1	7	9	0	2	0	0	2	9	0	3	0	1	9	18
2002-03	2	0	0	0	7	5	1	1	0	0	8	5	3	1	0	0	15	10
2003-04	0	1	1	0	5	10	0	1	0	1	6	9	0	2	1	1	11	19
2005-06	1	0	1	1	7	7	1	1	1	0	5	10	2	1	1	1	12	17
2006-07	1	1	0	0	8	5	1	1	0	0	5	5	2	2	0	0	13	10
2007-08	0	2	0	0	4	9	0	2	0	0	6	13	0	4	0	0	10	22
2008-09	1	1	0	0	4	5	0	2	0	0	5	10	1	3	0	0	9	15
2009-10	2	0	0	0	9	3	1	1	0	0	5	8	3	1	0	0	14	11
2010-11	1	1	0	0	8	4	2	0	0	0	7	4	3	1	0	0	15	8
2011-12	2	0	0	0	8	4	2	0	0	0	5	3	4	0	0	0	13	7
2012-13	0	0	1	1	2		1	0	1	1	5	3	1	0	2	6	5	
2013-14	2	0	1	11	9		2	0	0	10	5		4	0	1	21	14	
2014-15	2	0	0	0	9	5	3	0	0	12	4		5	0	0	21	9	
2015-16	3	0	0	12	6		1	0	1	7	4		4	0	1	19	10	
2016-17	1	1	0	0	5	5	1	2	0	0	5	9	2	3	0	10	14	
<b>TOTALS</b>	<b>45</b>	<b>42</b>	<b>5</b>	<b>4</b>	<b>370</b>	<b>378</b>	<b>35</b>	<b>53</b>	<b>6</b>	<b>4</b>	<b>311</b>	<b>391</b>	<b>80</b>	<b>95</b>	<b>11</b>	<b>8</b>	<b>681</b>	<b>769</b>

VS FLORIDA YEAR	HOME						ROAD						OVERALL						
	W	L	T	OL	GF	GA	W	L	T	OL	GF	GA	W	L	T	OL	GF	GA	
1993-94	0	2	0		4	8	1	0	0		5	2	1	2	0		9	10	
1994-95	DID NOT PLAY																		
1995-96	1	0	0		5	3	0	1	0		1	6	1	1	0		6	9	
1996-97	0	0	1		1	1	1	0	0		3	0	1	0	1		4	1	
1997-98	1	0	0		3	2	1	0	0		3	2	2	0	0		6	4	
1998-99	0	0	1		2	2	0	1	0		1	7	0	1	1		3	9	
1999-00	0	1	0	0	1	6	-	-	-	-	-	-	0	1	0	0	1	6	
2000-01	1	0	0	0	2	1	0	1	0	0	3	4	1	1	0	0	5	5	
2001-02	-	-	-	-	-	-	1	0	0	0	3	1	1	0	0	0	3	1	
2002-03	0	0	1	0	3	3	-	-	-	-	-	-	0	0	1	0	3	3	
2003-04	0	0	0	1	4	5	1	0	0	0	2	1	1	0	0	1	6	6	
2005-06	1	0	0	0	6	3	-	-	-	-	-	-	1	0	0	0	6	3	
2006-07	-	-	-	-	-	-	0	1	0	0	2	5	0	1	0	0	2	5	
2007-08	DID NOT PLAY																		
2008-09	1	0		0	4	1							1	0		0	4	1	
2009-10							1	0		0	4	3		1	0		0	4	3
2010-11	0	0		1	1	2	-	-	-	-	-	-	0	0		1	1	2	
2011-12	-	-	-	-	-	-	1	0		0	2	1	1	0		0	2	1	
2012-13	DID NOT PLAY																		
2013-14	1	0		0	2	1	1	0		0	3	1	2	0		0	5	2	
2014-15	1	0		0	2	1	0	1		0	1	2	1	1		0	3	3	
2015-16	1	0		0	5	1	0	1		0	2	3	1	1		0	7	4	
2016-17	1	0		0	3	2	0	1		0	1	3	1	1		0	4	5	
<b>TOTALS</b>	<b>9</b>	<b>3</b>	<b>3</b>	<b>2</b>	<b>48</b>	<b>42</b>	<b>8</b>	<b>7</b>	<b>0</b>	<b>0</b>	<b>36</b>	<b>41</b>	<b>17</b>	<b>10</b>	<b>3</b>	<b>2</b>	<b>84</b>	<b>83</b>	

VS LOS ANGELES	HOME						ROAD						OVERALL					
	YEAR	W	L	T	OL	GF	GA	W	L	T	OL	GF	GA	W	L	T	OL	GF
1979-80	1	0	1		9	7	1	1	0		10	8	2	1	1		19	15
1980-81	0	2	0		6	11	0	2	0		5	14	0	4	0		11	25
1981-82	2	0	0		14	7	1	0	0		3	2	3	0	0		17	9
1982-83	3	1	0		24	16	3	1	0		17	14	6	2	0		41	30
1983-84	2	0	2		23	20	3	0	1		22	16	5	0	3		45	36
1984-85	1	1	2		15	13	3	1	0		24	19	4	2	2		39	32
1985-86	1	3	0		15	19	1	2	1		15	15	2	5	1		30	34
1986-87	3	1	0		13	8	2	2	0		16	20	5	3	0		29	28
1987-88	2	2	0		11	10	3	1	0		21	18	5	3	0		32	28
1988-89	1	1	2		20	19	1	1	2		14	14	2	2	4		34	33
1989-90	3	1	0		21	9	2	1	1		15	14	5	2	1		36	23
1990-91	1	3	0		15	19	0	2	2		12	17	1	5	2		27	36
1991-92	2	2	0		17	16	0	2	1		8	10	2	4	1		25	26
1992-93	2	0	2		17	12	1	2	0		12	16	3	2	2		29	28
1993-94	1	1	0		7	7	1	0	1		12	10	2	1	1		19	17
1994-95	0	2	0		3	6	0	1	1		9	11	0	3	1		12	17
1995-96	2	0	0		9	6	1	1	0		8	10	3	1	0		17	16
1996-97	1	1	0		7	5	1	1	0		7	9	2	2	0		14	14
1997-98	1	1	0		7	4	1	1	0		6	5	2	2	0		13	9
1998-99	2	1	0		9	5	3	0	0		9	1	5	1	0		18	6
1999-00	1	2	0	0	6	9	3	0	0	0	12	7	4	2	0	0	18	16
2000-01	1	0	1	0	5	3	1	1	1	0	11	14	2	1	2	0	16	17
2001-02	2	0	1	0	11	6	0	0	2	0	4	4	2	0	3	0	15	10
2002-03	1	0	0	1	6	6	0	2	0	1	7	12	1	2	0	2	13	18
2003-04	2	1	0	0	11	7	0	2	1	0	9	14	2	3	1	0	20	21
2005-06	4	0	0	0	15	6	1	3	0	0	9	11	5	3	0	0	24	17
2006-07	3	1	0	0	16	14	1	2	1	1	11	14	4	3	1	1	27	28
2007-08	3	0	1	1	17	11	3	1	0	0	9	6	6	1	1	1	26	17
2008-09	2	1	0	0	6	7	2	1	0	0	9	10	4	2	0	0	15	17
2009-10	1	2	0	0	9	12	2	0	1	1	11	8	3	2	1	20	20	
2010-11	2	1	0	0	13	9	1	1	1	1	4	4	3	2	1	1	17	13
2011-12	2	1	0	0	8	8	1	1	1	3	5		3	2	1	11	13	
2012-13	2	1	0	0	10	7	0	2	0	0	2	7	2	3	0	12	14	
2013-14	2	0	0	0	6	1	1	2	0	0	8	14	3	2	0	14	15	
2014-15	1	1	0	0	3	6	0	2	0	2	5		1	3	0	5	11	
2015-16	1	1	1	1	8	12	2	0	0	7	3		3	1	1	15	15	
2016-17	0	2	0	0	5	7	3	0	0	0	10	6	3	2	0	15	13	
<b>TOTALS</b>	<b>61</b>	<b>37</b>	<b>11</b>	<b>3</b>	<b>417</b>	<b>350</b>	<b>49</b>	<b>42</b>	<b>14</b>	<b>5</b>	<b>373</b>	<b>387</b>	<b>110</b>	<b>79</b>	<b>25</b>	<b>8</b>	<b>790</b>	<b>737</b>

VS MINNESOTA	HOME						ROAD						OVERALL					
	YEAR	W	L	T	OL	GF	GA	W	L	T	OL	GF	GA	W	L	T	OL	GF
2000-01	2	0	0	0	6	1	1	0	1	0	4	2	3	0	1	0	10	3
2001-02	2	0	0	0	9	2	0	1	1	0	4	7	2	1	1	0	13	9
2002-03	1	1	0	0	5	7	1	1	0	0	4	4	2	2	0	0	9	11
2003-04	0	1	1	0	3	6	2	0	0	0	5	2	2	1	1	0	8	8
2005-06	1	1	0	0	6	7	1	1	0	0	6	5	2	2	0	12	12	
2006-07	1	1	0	0	4	4	0	2	0	2	7		1	3	0	6	11	
2007-08	0	2	0	0	4	6	0	2	0	2	7		0	4	0	6	13	
2008-09	1	1	0	0	5	4	0	2	0	3	10		1	3	0	8	14	
2009-10	2	0	0	0	8	4	2	0	0	6	4		4	0	0	14	8	
2010-11	1	1	0	0	3	3	1	0	1	9	8		2	1	1	12	11	
2011-12	0	1	1	1	3	6	2	0	0	8	3		2	1	1	11	9	
2012-13	1	1	0	0	5	5	0	0	1	3	4		1	1	1	8	9	
2013-14	0	2	0	0	2	7	1	0	0	3	1		1	2	0	5	8	
2014-15	0	0	1	0	3	3	0	2	0	1	5		0	2	1	4	8	
2015-16	1	1	0	0	5	5	1	0	0	1	1		2	1	0	6	6	
2016-17	0	1	0	0	1	3	0	2	0	4	8		0	3	0	5	11	
<b>TOTALS</b>	<b>13</b>	<b>14</b>	<b>1</b>	<b>2</b>	<b>72</b>	<b>73</b>	<b>12</b>	<b>13</b>	<b>2</b>	<b>2</b>	<b>65</b>	<b>78</b>	<b>25</b>	<b>27</b>	<b>3</b>	<b>4</b>	<b>137</b>	<b>151</b>



VS MONTREAL YEAR	HOME						ROAD						OVERALL						
	W	L	T	OL	GF	GA	W	L	T	OL	GF	GA	W	L	T	OL	GF	GA	
1979-80	1	1	0		9	6	0	2	0		0	10	1	3	0		9	16	
1980-81	1	1	0		5	7	0	2	0		6	16	1	3	0		11	23	
1981-82	0	0	2		9	9	0	1	0		3	7	0	1	2		12	16	
1982-83	0	1	0		0	2	0	2	0		7	14	0	3	0		7	16	
1983-84	0	1	1		4	14	1	0	0		5	3	1	1	1		9	17	
1984-85	0	1	0		2	4	1	1	0		8	7	1	2	0		10	11	
1985-86	1	1	0		9	11	0	1	0		0	4	1	2	0		9	15	
1986-87	1	0	0		2	1	0	2	0		5	10	1	2	0		7	11	
1987-88	0	2	0		4	11	0	1	0		0	6	0	3	0		4	17	
1988-89	1	0	0		7	3	0	2	0		5	13	1	2	0		12	16	
1989-90	1	0	1		9	8	0	1	0		1	5	1	1	1		10	13	
1990-91	1	0	0		4	2	0	2	0		7	12	1	2	0		11	14	
1991-92	0	0	1		2	2	0	1	0		1	6	0	1	1		3	8	
1992-93	0	1	0		2	3	0	1	0		1	2	0	2	0		3	5	
1993-94	1	0	0		3	1	0	1	0		2	4	1	1	0		5	5	
1994-95	DID NOT PLAY																		
1995-96	0	1	0		5	6	0	1	0		1	4	0	2	0		6	10	
1996-97	0	0	1		4	4	1	0	0		5	4	1	0	1		9	8	
1997-98	0	1	0		2	5	0	1	0		2	4	0	2	0		4	9	
1998-99	1	0	0		4	2	0	0	1		2	2	1	0	1		6	4	
1999-00	-	-	-		-	-	0	1	0		0	1	0	1	0		0	1	
2000-01	0	0	1		0	3	0	1	0		0	2	0	1	1		0	5	
2001-02	-	-	-		-	-	0	0	1		0	3	0	0	1		0	3	
2002-03	0	1	0		0	2	-	-	-		-	-	0	1	0		0	2	
2003-04	0	1	0		0	3	-	-	-		-	-	0	1	0		0	3	
2005-06	-	-	-		-	-	0	1			0	2	0	1			0	2	
2006-07	DID NOT PLAY																		
2007-08	0	1			0	2	-	-	-		-	-	0	1			0	2	
2008-09							0	1			0	1	0	1			0	1	
2009-10	0	1			0	2							0	1			0	2	
2010-11	-	-	-		-	-	0	0			1	2	0	0			1	2	
2011-12	0	0			1	2	-	-			-	-	0	0			1	2	
2012-13	DID NOT PLAY																		
2013-14	1	0			0	5	0	1			0	1	1	1			0	6	
2014-15	0	1			0	0	1	0			0	3	1	1			0	3	
2015-16	1	0			0	6	1	0			0	3	2	0			0	9	
2016-17	0	0			1	4	0	1			0	2	0	1			1	6	
TOTALS	11	16	7	2	115	134	5	28	2	1	80	166	16	44	9	3	195	300	

VS NASHVILLE YEAR	HOME						ROAD						OVERALL					
	W	L	T	OL	GF	GA	W	L	T	OL	GF	GA	W	L	T	OL	GF	GA
1998-99	1	1	0		7	7	1	1	0		5	3	2	2	0		12	10
1999-00	1	0	0		1	6	0	1	0		10	7	2	0	1		1	16
2000-01	1	1	0		0	7	1	0	0		1	4	1	2	0		1	11
2001-02	2	0	0		0	7	2	0	0		0	4	4	0	0		0	11
2002-03	2	0	0		0	3	1	0	0		1	5	3	0	0		1	8
2003-04	0	2	0		0	3	0	1	1		0	6	0	3	1		0	9
2005-06	1	0			1	9	0	2			0	1	1	2			1	10
2006-07	2	0			0	6	0	2			0	2	2	2			0	8
2007-08	1	1			0	7	1	0			1	8	2	1			1	15
2008-09	1	1			0	2	0	2			0	2	1	3			0	4
2009-10	2	0			0	9	1	0			1	4	3	0			1	13
2010-11	1	1			0	6	1	1			0	3	2	2			0	9
2011-12	0	1			1	4	2	0			0	8	2	1			1	12
2012-13	1	0			0	4	1	1			0	7	2	1			0	11
2013-14	1	0			0	4	0	2			0	2	1	2			0	6
2014-15	0	1			1	2	0	0			1	3	0	1			2	5
2015-16	1	0			0	4	0	1			1	4	1	1			1	8
2016-17	2	0			0	7	0	1			0	1	2	1			0	8
TOTALS	20	9	0	4	97	92	11	15	2	6	79	99	31	24	2	10	176	191

**VS NEW JERSEY**

YEAR	HOME					ROAD					OVERALL							
	W	L	T	OL	GF	GA	W	L	T	OL	GF	GA	W	L	T	OL	GF	GA
1979-80	2	0	0		7	4	0	1	1		3	6	2	1	1		10	10
1980-81	2	0	0		9	7	0	1	1		3	4	2	1	1		12	11
1981-82	1	1	0		10	6	1	0	0		5	3	2	1	0		15	9
1982-83	1	1	0		5	4	1	0	0		5	3	2	1	0		10	7
1983-84	1	0	0		4	1	1	1	0		11	11	2	1	0		15	12
1984-85	1	0	1		9	3	1	0	0		6	3	2	0	1		15	6
1985-86	1	0	0		5	3	0	2	0		7	10	1	2	0		12	13
1986-87	2	0	0		12	4	1	0	0		5	4	3	0	0		17	8
1987-88	1	0	0		4	1	1	0	1		4	2	2	0	1		8	3
1988-89	1	0	1		8	7	0	0	1		3	3	1	0	2		11	10
1989-90	0	1	0		1	3	2	0	0		8	5	2	1	0		9	8
1990-91	1	0	1		8	7	0	0	1		3	3	1	0	2		11	10
1991-92	1	0	0		6	4	1	0	0		1	0	2	0	0		7	4
1992-93	1	0	0		4	3	0	0	1		2	2	1	0	1		6	5
1993-94	0	1	0		0	4	0	1	0		4	7	0	2	0		4	11
1994-95	DID NOT PLAY																	
1995-96	1	0	0		5	3	0	1	0		1	4	1	1	0		6	7
1996-97	1	0	0		4	3	1	0	0		4	3	2	0	0		8	6
1997-98	0	1	0		0	3	0	1	0		2	3	0	2	0		2	6
1998-99	1	0	0		3	2	0	1	0		1	4	1	1	0		4	6
1999-00	1	0	0	0	4	2	0	1	0	0	3	4	1	1	0	0	7	6
2000-01	0	1	0	0	2	3	0	1	0	0	1	5	0	2	0	0	3	8
2001-02	1	0	0	0	4	1	0	1	0	0	2	5	1	1	0	0	6	6
2002-03	0	1	0	0	0	3	-	-	-	-	-	-	0	1	0	0	0	3
2003-04	-	-	-	-	-	-	1	0	0	0	3	1	1	0	0	0	3	1
2005-06	DID NOT PLAY																	
2006-07	1	0		0	3	1	-	-	-	-	-	-	1	0		0	3	1
2007-08	-	-	-	-	-	-	1	0		0	4	1	1	0		0	4	1
2008-09	-	-	-	-	-	-	0	1		0	2	5	0	1		0	2	5
2009-10	1	0		0	4	3	-	-	-	1	0	-	0	4		3	-	-
2010-11	-	-	-	-	-	-	0	1		0	0	3	0	1		0	0	3
2011-12	1	0		0	5	3	-	-	-	-	-	-	1	0		0	5	3
2012-13	DID NOT PLAY																	
2013-14	1	0		0	3	2	1	0		0	2	2	2	0		0	5	4
2014-15	0	1		0	1	4	0	1		0	0	3	0	2		0	1	7
2015-16	0	1		0	0	2	0	0		1	2	3	0	1		1	2	5
2016-17	1	0		0	5	4	0	1		0	3	5	1	1		0	8	9
<b>TOTALS</b>	<b>26</b>	<b>9</b>	<b>3</b>	<b>0</b>	<b>135</b>	<b>100</b>	<b>13</b>	<b>17</b>	<b>6</b>	<b>1</b>	<b>100</b>	<b>117</b>	<b>39</b>	<b>25</b>	<b>9</b>	<b>1</b>	<b>235</b>	<b>217</b>

**VS NY ISLANDERS**

YEAR	HOME					ROAD					OVERALL							
	W	L	T	OL	GF	GA	W	L	T	OL	GF	GA	W	L	T	OL	GF	GA
1979-80	0	1	1		4	8	0	1	1		2	5	0	2	2		6	13
1980-81	0	2	0		7	11	0	1	1		6	10	0	3	1		13	21
1981-82	1	1	0		8	7	0	1	0		2	5	1	2	0		10	12
1982-83	1	0	0		4	2	0	1	1		3	6	1	1	1		7	8
1983-84	1	1	0		7	7	1	0	0		4	2	2	1	0		11	9
1984-85	0	1	0		2	5	1	1	0		7	9	1	2	0		9	14
1985-86	0	2	0		4	10	0	0	1		4	4	0	2	1		8	14
1986-87	1	0	0		3	1	0	1	1		6	9	1	1	1		9	10
1987-88	1	1	0		5	8	0	1	0		3	7	1	2	0		8	15
1988-89	0	1	0		3	4	1	1	0		14	9	1	2	0		17	13
1989-90	0	2	0		7	12	1	0	0		4	3	1	2	0		11	15
1990-91	1	0	0		8	1	0	2	0		2	7	1	2	0		10	8
1991-92	1	0	0		3	1	0	1	1		5	6	1	1	1		8	7
1992-93	0	0	1		3	3	1	0	0		4	3	1	0	1		7	6
1993-94	0	1	0		2	7	1	0	0		5	2	1	1	0		7	9
1994-95	DID NOT PLAY																	
1995-96	0	1	0		2	4	1	0	0		7	5	1	1	0		9	9
1996-97	0	0	1		3	3	0	1	0		2	8	0	1	1		5	11
1997-98	1	0	0		2	1	0	1	0		0	4	1	1	0		2	5
1998-99	1	0	0		4	2	0	0	1		4	4	1	0	1		8	6
1999-00	1	0	0	0	5	0	0	0	1	0	2	2	1	0	1	0	7	2
2000-01	0	0	1	0	2	2	1	0	0	0	2	1	1	0	1	0	4	3
2001-02	1	0	0	0	6	1	-	-	-	-	-	-	1	0	0	0	6	1
2002-03	-	-	-	-	-	-	1	0	0	0	3	2	1	0	0	0	3	2
2003-04	0	1	0	0	2	5	-	-	-	-	-	-	0	1	0	0	2	5
2005-06	DID NOT PLAY																	
2006-07	1	0		0	6	3	-	-	-	-	-	-	1	0		0	6	3
2007-08	-	-	-	-	-	-	0	1		0	2	3	0	1		0	2	3
2008-09	1	0		0	5	4	0	1		0	2	3	1	1		0	7	7
2009-10	0	0		1	4	5	0	0		0	0	0	0	0		1	4	5
2010-11	-	-	-	-	-	-	1	0		0	4	3	1	0		0	4	3
2011-12	1	0		0	5	1	-	-	-	-	-	-	1	0		0	5	1
2012-13	DID NOT PLAY																	
2013-14	1	0		0	6	3	0	1		0	1	6	1	1		0	7	9
2014-15	0	1		0	0	1	0	1		0	1	5	0	2		0	1	6
2015-16	1	0		0	1	0	0	1		0	2	5	1	1		0	3	5
2016-17	1	0		0	2	1	0	1		0	2	3	1	1		0	4	4
<b>TOTALS</b>	<b>17</b>	<b>16</b>	<b>4</b>	<b>1</b>	<b>125</b>	<b>123</b>	<b>10</b>	<b>19</b>	<b>8</b>	<b>0</b>	<b>105</b>	<b>141</b>	<b>27</b>	<b>35</b>	<b>12</b>	<b>1</b>	<b>230</b>	<b>264</b>



**VS NY RANGERS**

YEAR	HOME					ROAD					OVERALL							
	W	L	T	OL	GF	GA	W	L	T	OL	GF	GA	W	L	T	OL	GF	GA
1979-80	1	1	0		4	5	1	1	0		7	8	2	2	0		11	13
1980-81	1	1	0		8	5	0	2	0		8	16	1	3	0		16	21
1981-82	1	0	1		12	7	0	1	0		2	5	1	1	1		14	12
1982-83	1	0	0		4	1	0	1	1		9	14	1	1	1		13	15
1983-84	0	2	0		6	9	1	0	0		7	5	1	2	0		13	14
1984-85	1	0	0		6	5	2	0	0		17	9	3	0	0		23	14
1985-86	1	1	0		7	8	0	1	0		4	7	1	2	0		11	15
1986-87	0	1	0		3	6	2	0	0		7	5	2	1	0		10	11
1987-88	0	1	1		9	10	0	1	0		4	6	0	2	1		13	16
1988-89	0	1	0		3	4	1	1	0		9	7	1	2	0		12	11
1989-90	1	1	0		6	8	0	0	1		3	3	1	1	1		9	11
1990-91	0	1	0		4	6	1	1	0		7	8	1	2	0		11	14
1991-92	1	1	0		5	7	0	1	0		2	4	1	2	0		7	11
1992-93	0	1	0		4	5	0	1	0		2	5	0	2	0		6	10
1993-94	1	0	0		3	1	0	1	0		1	2	1	1	0		4	3
1994-95	DID NOT PLAY																	
1995-96	1	0	0		6	3	0	1	0		4	6	1	1	0		10	9
1996-97	0	1	0		1	3	0	1	0		2	5	0	2	0		3	8
1997-98	0	0	1		1	1	0	1	0		1	3	0	1	1		2	4
1998-99	1	0	0		3	1	0	1	0		0	3	1	1	0		3	4
1999-00	0	0	1	0	2	2	0	1	0	0	2	4	0	1	1	0	4	6
2000-01	1	0	0	0	3	1	1	0	0	0	2	0	2	0	0	0	5	1
2001-02	1	0	0	0	5	0	-	-	-	-	-	-	1	0	0	0	5	0
2002-03	-	-	-	-	-	-	0	0	0	1	2	3	0	0	0	1	2	3
2003-04	0	0	0	1	2	3	-	-	-	-	-	-	0	0	0	1	2	3
2005-06	DID NOT PLAY																	
2006-07	0	1		0	3	7	-	-	-	-	-	-	0	1		0	3	7
2007-08	-	-	-	-	-	-	1	0		0	5	1	1	0		0	5	1
2008-09	-	-	-	-	-	-	0	1		0	1	4	0	1		0	1	4
2009-10	1	0		0	3	2	0	1		0	2	5	1	1		0	5	7
2010-11	-	-	-	-	-	-	0	0	1	3	4	4	0	0	1	3	4	4
2011-12	0	1		0	2	3	0	0	1	1	1	1	0	1	1	3	4	4
2012-13	DID NOT PLAY																	
2013-14	1	0		0	4	1	0	0	1	3	4	4	1	0	1	7	5	5
2014-15	0	1		0	1	5	0	1		0	3	4	0	2	0	4	9	9
2015-16	0	1		0	1	4	0	1		0	1	4	0	2	0	2	8	8
2016-17	0	1		0	3	6	0	1		0	2	3	0	2	0	5	9	9
<b>TOTALS</b>	<b>15</b>	<b>18</b>	<b>4</b>	<b>1</b>	<b>124</b>	<b>129</b>	<b>10</b>	<b>22</b>	<b>2</b>	<b>4</b>	<b>123</b>	<b>158</b>	<b>25</b>	<b>40</b>	<b>6</b>	<b>5</b>	<b>247</b>	<b>287</b>

**VS OTTAWA**

YEAR	HOME					ROAD					OVERALL							
	W	L	T	OL	GF	GA	W	L	T	OL	GF	GA	W	L	T	OL	GF	GA
1992-93	1	0	0		6	3	1	0	1		12	6	2	0	1		18	9
1993-94	0	1	0		6	7	2	0	0		9	3	2	1	0		15	10
1994-95	DID NOT PLAY																	
1995-96	1	0	0		6	2	1	0	0		3	1	2	0	0		9	3
1996-97	0	1	0		1	4	1	0	0		4	2	1	1	0		5	6
1997-98	0	0	1		4	4	0	1	0		1	4	0	1	1		5	8
1998-99	0	1	0		1	4	1	0	0		2	0	1	1	0		3	4
1999-00	1	0	0	0	4	3	0	1	0	0	2	5	1	1	0	0	6	8
2000-01	0	1	0	0	2	5	-	-	-	-	-	-	0	1	0	0	2	5
2001-02	1	0	0	0	3	2	0	1	0	0	0	6	1	1	0	0	3	8
2002-03	-	-	-	-	-	-	0	1	0	0	1	2	0	1	0	0	1	2
2003-04	0	1	0	0	1	4	-	-	-	-	-	-	0	1	0	0	1	4
2005-06	-	-	-	-	-	-	0	1		0	2	7	0	1		0	2	7
2006-07	DID NOT PLAY																	
2007-08	0	1		0	2	4	-	-	-	-	-	-	0	1		0	2	4
2008-09	-	-	-	-	-	-	0	1		0	3	6	0	1		0	3	6
2009-10	1	0		0	3	2	-	-	-	-	-	-	1	0		0	3	2
2010-11	-	-	-	-	-	-	0	1		0	2	5	0	1		0	2	5
2011-12	1	0		0	3	2	-	-	-	-	-	-	1	0		0	3	2
2012-13	DID NOT PLAY																	
2013-14	0	0		1	3	4	1	0		0	4	3	1	0	1	7	7	7
2014-15	0	1		0	1	5	0	1		0	2	7	0	2	0	3	12	12
2016-17	0	0		1	2	3	0	1		4	7	7	0	1	1	6	10	10
<b>TOTALS</b>	<b>7</b>	<b>7</b>	<b>1</b>	<b>2</b>	<b>52</b>	<b>61</b>	<b>8</b>	<b>9</b>	<b>1</b>	<b>0</b>	<b>55</b>	<b>65</b>	<b>15</b>	<b>16</b>	<b>2</b>	<b>2</b>	<b>107</b>	<b>126</b>

VS PHILADELPHIA YEAR	HOME						ROAD						OVERALL					
	W	L	T	OL	GF	GA	W	L	T	OL	GF	GA	W	L	T	OL	GF	GA
1979-80	0	2	0		7	10	0	2	0		5	10	0	4	0		12	20
1980-81	1	1	0		7	9	0	2	0		2	13	1	3	0		9	22
1981-82	1	0	0		6	2	1	1	0		8	8	2	1	0		14	10
1982-83	0	2	0		5	9	0	1	0		2	5	0	3	0		7	14
1983-84	1	0	0		3	2	0	2	0		9	11	1	2	0		12	13
1984-85	2	0	0		11	6	1	0	0		7	4	3	0	0		18	10
1985-86	1	0	0		2	1	0	2	0		5	14	1	2	0		7	15
1986-87	1	1	0		6	7	0	1	0		1	3	1	2	0		7	10
1987-88	0	1	0		3	4	0	2	0		3	10	0	3	0		6	14
1988-89	0	1	1		7	11	0	1	0		1	5	0	2	1		8	16
1989-90	1	0	0		5	3	1	1	0		7	8	2	1	0		12	11
1990-91	0	2	0		4	8	0	1	0		3	4	0	3	0		7	12
1991-92	1	0	0		2	0	2	0	0		3	1	3	0	0		5	1
1992-93	0	1	0		2	4	0	1	0		4	5	0	2	0		6	9
1993-94	0	0	1		2	2	1	0	0		9	6	1	0	1		11	8
1994-95	DID NOT PLAY																	
1995-96	1	0	0		4	1	0	1	0		0	3	1	1	0		4	4
1996-97	0	1	0		1	3	0	1	0		1	4	0	2	0		2	7
1997-98	0	1	0		2	6	1	0	0		2	1	1	1	0		4	7
1998-99	0	1	0		1	4	0	1	0		2	4	0	2	0		3	8
1999-00	0	1	0	0	1	4	0	1	0	0	3	5	0	2	0	0	4	9
2000-01	1	0	0	0	6	3	1	0	0	0	2	1	2	0	0	0	8	4
2001-02	1	0	0	0	4	2	-	-	-	-	-	-	1	0	0	0	4	2
2002-03	1	0	0	0	4	0	0	1	0	0	2	6	1	1	0	0	6	6
2003-04	0	1	0	0	4	5	0	1	0	0	2	3	0	2	0	0	6	8
2005-06	DID NOT PLAY																	
2006-07	1	0		0	4	0	-	-	-	-	-	-	1	0		0	4	0
2007-08	-	-	-	-	-	-	1	0		0	3	2	1	0		0	3	2
2008-09							0	0		1	3	4	0	0		1	3	4
2009-10	1	0		0	3	1							1	0		0	3	1
2010-11	-	-	-	-	-	-	1	0		0	3	2	1	0		0	3	2
2011-12	0	1		0	2	4	0	1		0	1	2	0	2		0	3	6
2012-13	DID NOT PLAY																	
2013-14	0	1		0	3	5	1	0		0	2	1	1	1		0	5	6
2014-15	1	0		0	4	2	0	0		1	3	3	1	0		1	7	5
2015-16	1	0		0	2	1	0	1		0	2	4	1	1		0	4	5
2016-17	1	0		0	4	3	1	0		0	5	4	2	0		0	9	7
TOTALS	18	18	2	0	121	122	12	25	0	2	105	156	30	43	2	2	226	278

VS PITTSBURGH YEAR	HOME						ROAD						OVERALL					
	W	L	T	OL	GF	GA	W	L	T	OL	GF	GA	W	L	T	OL	GF	GA
1979-80	0	2	0		4	7	0	2	0		4	7	0	4	0		8	14
1980-81	0	2	0		7	9	0	2	0		7	9	0	4	0		14	18
1981-82	1	0	0		6	1	0	2	0		3	6	1	2	0		9	7
1982-83	2	0	0		10	7	0	1	0		4	6	2	1	0		14	13
1983-84	0	1	0		3	6	2	0	0		9	7	2	1	0		12	13
1984-85	1	1	0		10	10	1	0	0		6	4	2	1	0		16	14
1985-86	1	0	0		5	3	0	2	0		3	13	1	2	0		8	16
1986-87	1	1	0		6	6	1	0	0		4	3	2	1	0		10	9
1987-88	0	1	0		4	5	2	0	0		8	4	2	1	0		12	9
1988-89	1	1	0		8	8	0	1	0		4	5	1	2	0		12	13
1989-90	0	0	1		3	3	0	2	0		4	10	0	2	1		7	13
1990-91	1	1	0		10	8	0	1	0		2	9	1	2	0		12	17
1991-92	0	1	0		1	3	1	1	0		6	3	1	2	0		7	6
1992-93	1	0	0		3	2	0	1	0		2	5	1	1	0		5	7
1993-94	0	1	0		3	5	0	1	0		3	5	0	2	0		6	10
1994-95	DID NOT PLAY																	
1995-96	0	1	0		0	1	0	1	0		4	9	0	2	0		4	10
1996-97	0	0	1		5	5	0	1	0		1	4	0	1	1		6	9
1997-98	0	0	1		2	2	1	0	0		2	1	1	0	1		4	3
1998-99	1	0	0		5	3	0	1	0		1	4	1	1	0		6	7
1999-00	1	0	0	0	3	1	0	1	0	0	2	4	1	1	0	0	5	5
2000-01	1	0	0	0	5	4	-	-	-	-	-	-	1	0	0	0	5	4
2001-02	1	0	0	0	5	2	1	0	0	0	3	1	2	0	0	0	8	3
2002-03	1	0	0	0	5	2	1	0	0	0	4	1	2	0	0	0	9	3
2003-04	0	0	0	1	3	4	-	-	-	-	-	-	0	0	0	1	3	4
2005-06	DID NOT PLAY																	
2006-07	0	1		0	2	7	-	-	-	-	-	-	0	1		0	2	7
2007-08	-	-	-	-	-	-	0	1		0	1	3	0	1		0	1	3
2008-09	1	0		0	4	1							1	0		0	4	1
2009-10							1	0		0	3	0	1	0		0	3	0
2010-11	0	0		1	3	4	0	1		0	1	6	0	1		1	4	10
2011-12	-	-	-	-	-	-	0	1		0	1	2	0	1		0	1	2
2012-13	DID NOT PLAY																	
2013-14	1	0		0	3	1	1	0		0	3	2	2	0		0	6	3
2014-15	0	1		0	1	3	0	1		0	2	3	0	2		0	3	6
2015-16	1	0		0	2	1	0	1		0	0	6	1	1		0	2	7
2016-17	1	0		0	4	3	0	1		0	0	7	1	1		0	4	10
2016-17	1	0		0	4	3	0	1		0	0	7	1	1		0	4	10
TOTALS	18	15	3	2	135	127	12	26	0	0	97	149	30	41	3	2	232	276

**VS SAN JOSE**

YEAR	HOME						ROAD						OVERALL					
	W	L	T	OL	GF	GA	W	L	T	OL	GF	GA	W	L	T	OL	GF	GA
1991-92	3	1	0		18	9	2	0	1		13	10	5	1	1		31	19
1992-93	3	1	0		14	10	1	2	0		15	14	4	3	0		29	24
1993-94	0	1	1		6	11	0	1	1		7	12	0	2	2		13	23
1994-95	1	0	1		7	5	0	2	0		5	10	1	2	1		12	15
1995-96	0	1	1		4	10	1	1	0		9	6	1	2	1		13	16
1996-97	2	0	0		11	2	1	1	0		8	6	3	1	0		19	8
1997-98	2	0	0		8	4	2	0	0		7	2	4	0	0		15	6
1998-99	1	2	0		3	5	2	1	0		8	7	3	3	0		11	12
1999-00	2	1	0	0	8	8	1	2	0	0	5	11	3	3	0	0	13	19
2000-01	1	1	0	1	6	6	0	2	0	0	1	5	1	3	0	1	7	11
2001-02	1	1	0	0	10	9	1	2	0	0	9	12	2	3	0	0	19	21
2002-03	2	0	0	1	11	8	1	0	1	0	6	5	3	0	1	1	17	13
2003-04	0	3	0	0	2	12	1	1	1	0	6	10	1	4	1	0	8	22
2005-06	2	1	1	1	14	11	4	0	0	0	18	12	6	1	1	1	32	23
2006-07	1	3	0	11	11		1	3	0	0	7	15	2	6	0	0	18	26
2007-08	2	2	0	10	14		1	3	0	0	5	14	3	5	0	0	15	28
2008-09	2	1	0	10	8		1	2	0	0	6	6	3	3	0	0	16	14
2009-10	1	1	1	5	7		1	0	2	5	6		2	1	3	10	13	
2010-11	1	2	0	7	11		0	3	0	5	12		1	5	0	12	23	
2011-12	3	0	0	10	3		1	1	1	9	9		4	1	1	19	12	
2012-13	1	1	0	2	5		1	1	1	5	7		2	2	1	7	12	
2013-14	0	1	1	5	6		1	1	0	3	6		1	2	1	8	12	
2014-15	1	2	0	9	10		1	1	0	4	6		2	3	0	13	16	
2015-16	1	1	0	4	4		0	3	0	1	8		1	4	0	5	12	
2016-17	2	1	0	7	8		1	0	1	4	4		3	1	1	11	12	
<b>TOTALS</b>	<b>35</b>	<b>28</b>	<b>3</b>	<b>5</b>	<b>202</b>	<b>197</b>	<b>26</b>	<b>33</b>	<b>4</b>	<b>5</b>	<b>171</b>	<b>215</b>	<b>61</b>	<b>61</b>	<b>7</b>	<b>10</b>	<b>373</b>	<b>412</b>

**VS ST. LOUIS**

YEAR	HOME						ROAD						OVERALL					
	W	L	T	OL	GF	GA	W	L	T	OL	GF	GA	W	L	T	OL	GF	GA
1979-80	0	0	2		8	8	1	1	0		4	8	1	1	2		12	16
1980-81	0	0	2		6	6	0	2	0		4	10	0	2	2		10	16
1981-82	3	0	1		19	14	1	1	1		14	14	4	1	2		33	28
1982-83	0	1	0	2	4		2	0	0		9	5	2	1	0		11	9
1983-84	2	0	0	8	4		0	1	0		3	9	2	1	0		11	13
1984-85	0	1	0	2	6		0	0	2		8	8	0	1	2		10	14
1985-86	1	1	0	6	5		0	1	0		6	8	1	2	0		12	13
1986-87	1	0	0	2	0		0	0	2		4	4	1	0	2		6	4
1987-88	2	0	0	8	4		0	1	0		2	6	2	1	0		10	10
1988-89	1	0	0	6	2		0	1	1		7	9	1	1	1		13	11
1989-90	1	1	0	8	10		0	0	1		3	3	1	1	1		11	13
1990-91	1	0	0	4	3		0	1	1		5	7	1	1	1		9	10
1991-92	0	1	1	6	7		0	1	0		1	2	0	2	1		7	9
1992-93	1	1	0	6	6		1	1	0		3	4	2	2	0		9	10
1993-94	2	1	0	6	4		1	2	0		10	12	3	3	0		16	16
1994-95	1	2	0	12	11		1	1	0		8	9	2	3	0		20	20
1995-96	1	2	0	8	11		0	2	1		4	8	1	4	1		12	19
1996-97	1	2	0	5	8		2	1	0		10	6	3	3	0		15	14
1997-98	1	1	0	7	7		2	1	0		8	10	3	2	0		15	17
1998-99	1	1	0	8	8		0	1	1		4	5	1	2	1		12	13
1999-00	0	2	0	0	3	11	1	1	0	0	2	5	1	3	0	0	5	16
2000-01	2	0	0	7	2		0	2	0	0	2	7	2	2	0	0	9	9
2001-02	2	0	0	8	3		0	2	0	0	4	9	2	2	0	0	12	12
2002-03	0	1	1	0	4	7	1	1	0	0	8	9	1	2	1	0	12	16
2003-04	2	0	0	7	5		0	1	1	0	3	5	2	1	1	0	10	10
2005-06	1	1	0	9	9		2	0	0	0	8	3	3	1	0	0	17	12
2006-07	1	1	0	7	9		2	0	0	0	7	3	3	1	0	0	14	12
2007-08	2	0	0	5	2		2	0	0	0	4	2	4	0	0	0	9	4
2008-09	0	2	0	2	8		0	2	0	0	4	6	0	4	0	0	6	14
2009-10	1	1	0	5	7		1	0	1	4	3		2	1	1	9	10	
2010-11	2	0	0	7	4		1	1	0	7	7		3	1	0	14	11	
2011-12	0	2	0	2	7		1	1	0	5	5		1	3	0	7	12	
2012-13	0	1	0	3	6		0	1	1	1	4		0	2	1	4	10	
2013-14	0	1	0	2	4		1	1	0	4	4		1	2	0	6	8	
2014-15	0	2	0	1	12		0	1	0	1	2		0	3	0	2	14	
2015-16	0	1	0	4	6		0	2	0	3	9		0	3	0	7	15	
2016-17	0	2	0	1	6		0	1	0	1	4		0	3	0	2	10	
<b>TOTALS</b>	<b>33</b>	<b>32</b>	<b>7</b>	<b>0</b>	<b>214</b>	<b>236</b>	<b>23</b>	<b>36</b>	<b>11</b>	<b>2</b>	<b>185</b>	<b>234</b>	<b>56</b>	<b>68</b>	<b>18</b>	<b>2</b>	<b>399</b>	<b>470</b>


VS TAMPA BAY YEAR	HOME						ROAD						OVERALL					
	W	L	T	OL	GF	GA	W	L	T	OL	GF	GA	W	L	T	OL	GF	GA
1992-93	1	1	0		6	6	2	0	0		10	7	3	1	0	0	16	13
1993-94	0	1	0		2	3	1	0	0		4	3	1	1	0	0	6	6
1994-95	DID NOT PLAY																	
1995-96	1	0	0		5	2	0	1	0		3	6	1	1	0	0	8	8
1996-97	0	1	0		0	2	1	0	0		5	0	1	1	0	0	5	2
1997-98	1	0	0		5	2	0	1	0		1	2	1	1	0	0	6	4
1998-99	1	0	0		4	1	0	1	0		2	4	1	1	0	0	6	5
1999-00	1	0	0	0	3	1	0	0	0	0	0	0	1	0	0	0	3	1
2000-01	1	0	0	0	3	2	1	0	0	0	5	2	2	0	0	0	8	4
2001-02	0	1	0	0	0	3	-	-	-	-	-	-	0	1	0	0	0	3
2002-03	0	1	0	0	0	4	0	1	0	0	2	4	0	2	0	0	2	8
2003-04	-	-	-	-	-	-	0	1	0	0	1	5	0	1	0	0	1	5
2005-06	0	1		0	1	3	-	-	-	-	-	-	0	1	0	0	1	3
2006-07	-	-	-	-	-	-	0	1		0	3	5	0	1	0	0	3	5
2007-08	DID NOT PLAY																	
2008-09	1	0		0	3	2							1	0	0	0	3	2
2009-10	0	1		0	1	4	1	0		0	2	1	1	1	0	0	3	5
2010-11	0	1		0	0	3	0	1		0	3	8	0	2	0	0	3	11
2011-12	0	1		0	3	4	-	-		-	-	-	0	1	0	0	3	4
2012-13	DID NOT PLAY																	
2013-14	1	0		0	6	3	1	0		0	3	3	2	0	0	0	9	6
2014-15	0	1		0	2	4	0	1		0	3	7	0	2	0	0	5	11
2015-16	0	1		0	0	2	0	1		0	1	2	0	2	0	0	1	4
2016-17	1	0		0	5	3	1	0		0	5	3	2	0	0	0	10	6
<b>TOTALS</b>	<b>9</b>	<b>11</b>	<b>0</b>	<b>0</b>	<b>49</b>	<b>54</b>	<b>8</b>	<b>9</b>	<b>0</b>	<b>0</b>	<b>53</b>	<b>62</b>	<b>17</b>	<b>20</b>	<b>0</b>	<b>0</b>	<b>102</b>	<b>116</b>

VS TORONTO YEAR	HOME						ROAD						OVERALL					
	W	L	T	OL	GF	GA	W	L	T	OL	GF	GA	W	L	T	OL	GF	GA
1979-80	0	2	0		7	17	0	2	0		2	15	0	4	0		9	32
1980-81	0	2	0		8	12	2	0	0		10	2	2	2	0		18	14
1981-82	1	2	0		12	14	3	0	1		23	13	4	2	1		35	27
1982-83	2	0	0		13	6	1	0	0		6	3	3	0	0		19	9
1983-84	1	0	0		8	2	2	0	0		16	11	3	0	0		24	13
1984-85	2	0	0		11	6	1	0	0		5	3	3	0	0		16	9
1985-86	0	0	1		3	3	1	1	0		5	9	1	1	1		8	12
1986-87	1	1	0		9	11	0	1	0		1	6	1	2	0		10	17
1987-88	1	0	0		4	3	1	1	0		13	8	2	1	0		17	11
1988-89	2	0	0		12	7	1	0	0		10	2	3	0	0		22	9
1989-90	0	0	1		5	5	2	0	0		10	5	2	0	1		15	10
1990-91	1	0	1		12	6	0	1	0		2	5	1	1	1		14	11
1991-92	0	0		4	2		1	1	0		4	4	2	1	0		8	6
1992-93	1	1	0		9	8	0	1	0		2	4	1	2	0		11	12
1993-94	0	2	1		5	11	1	2	0		6	14	1	4	1		11	25
1994-95	1	0	1		8	4	0	3	0		7	12	1	3	1		15	16
1995-96	2	1	0		10	10	1	1	1		8	7	3	2	1		18	17
1996-97	2	0	1		9	5	2	1	0		10	8	4	1	1		19	13
1997-98	2	1	0		8	5	2	0	0		8	2	4	1	0		16	7
1998-99	-	-	-		-	-	0	1	0		2	5	0	1	0		2	5
1999-00	-	-	-		-	-	0	1	0	0	3	5	0	1	0	0	3	5
2000-01	-	-	-		-	-	0	1	0	0	2	3	0	1	0	0	2	3
2001-02	-	-	-		-	-	0	1	0	0	3	6	0	1	0	0	3	6
2002-03	-	-	-		-	-	0	1	0	0	3	5	0	1	0	0	3	5
2003-04	0	1	0	0	4	5	-	-	-	-	-	-	0	1	0	0	4	5
2005-06	-	-	-		-	-	1	0		0	4	3	1	0		0	4	3
2006-07	DID NOT PLAY																	
2007-08	1	0		0	5	1	-	-	-	-	-	-	1	0		0	5	1
2008-09	1	0		0	6	3							1	0		0	6	3
2009-10							1	0		0	6	3	1	0		0	6	3
2010-11	1	0		0	5	1	-	-	-	-	-	-	1	0		0	5	1
2011-12	-	-		-	-	-	1	0		0	2	2	1	0		0	2	2
2012-13	DID NOT PLAY																	
2013-14	0	1		0	2	4	0	0		1	1	1	0	1		1	3	5
2014-15	1	0		0	3	2	1	0		0	3	1	2	0		0	6	3
2015-16	1	0		0	3	2	1	0		0	4	3	2	0		0	7	5
2016-17	0	1		0	1	4	1	0		0	3	2	1	1		0	4	6
<b>TOTALS</b>	<b>25</b>	<b>15</b>	<b>6</b>	<b>0</b>	<b>186</b>	<b>159</b>	<b>27</b>	<b>20</b>	<b>2</b>	<b>1</b>	<b>184</b>	<b>172</b>	<b>52</b>	<b>35</b>	<b>8</b>	<b>1</b>	<b>370</b>	<b>331</b>

VS VANCOUVER YEAR	HOME						ROAD						OVERALL					
	W	L	T	OL	GF	GA	W	L	T	OL	GF	GA	W	L	T	OL	GF	GA
1979-80	1	0	1		8	6	0	2	0		3	6	1	2	1		11	12
1980-81	0	1	1		6	14	0	1	1		5	10	0	2	2		11	24
1981-82	1	0	0		5	2	0	2	0		1	10	1	2	0		6	12
1982-83	3	1	0		16	14	0	3	1		14	21	3	4	1		30	35
1983-84	1	2	1		16	18	1	3	0		13	15	2	5	1		29	33
1984-85	2	1	1		21	19	3	1	0		20	15	5	2	1		41	34
1985-86	2	1	1		16	13	1	2	1		14	16	3	3	2		30	29
1986-87	3	1	0		13	11	2	2	0		18	17	5	3	0		31	28
1987-88	3	1	0		19	13	2	2	0		11	15	5	3	0		30	28
1988-89	3	1	0		17	15	1	2	1		11	14	4	3	1		28	29
1989-90	2	1	1		16	10	1	1	2		12	13	3	2	3		28	23
1990-91	2	1	1		15	16	2	2	0		10	10	4	3	1		25	26
1991-92	1	2	0		9	8	0	2	2		8	12	1	4	2		17	20
1992-93	0	3	0		8	16	1	3	0		9	20	1	6	0		17	36
1993-94	0	2	0		7	13	0	2	0		2	11	0	4	0		9	24
1994-95	1	0	1		10	7	1	1	0		5	6	2	1	1		15	13
1995-96	0	2	0		5	9	1	1	0		8	6	1	3	0		13	15
1996-97	2	0	0		11	4	0	2	0		6	12	2	2	0		17	16
1997-98	1	1	0		5	7	1	1	0		8	5	2	2	0		13	12
1998-99	1	1	0		4	5	0	1	1		3	4	1	2	1		7	9
1999-00	1	1	0	0	7	3	1	1	0	0	5	3	2	2	0	0	12	6
2000-01	1	0	1	0	4	3	1	1	0	0	5	8	2	1	1	0	9	11
2001-02	2	0	0	0	11	3	0	2	0	0	5	8	2	2	0	0	16	11
2002-03	0	1	1	0	5	8	0	2	0	0	1	6	0	3	1	0	6	14
2003-04	0	2	0	0	2	8	0	1	1	0	4	9	0	3	1	0	6	17
2005-06	1	1	0	0	6	8	0	2	0	0	4	6	1	3	0	0	10	14
2006-07	1	1	0	0	5	5	0	2	0	0	5	9	1	3	0	0	10	14
2007-08	1	0	1	3	2	2	1	1	0	0	5	6	2	1	1	1	8	8
2008-09	1	1	0	8	5	5	1	1	0	0	4	2	2	2	0	0	12	7
2009-10	2	0	0	7	5	5	0	2	0	0	1	8	2	2	0	0	8	13
2010-11	0	1	1	3	10	10	2	0	0	0	6	3	2	1	1	1	9	13
2011-12	1	1	0	1	6	6	1	0	1	1	6	5	2	1	1	1	7	11
2012-13	0	1	0	1	2	2	1	1	0	0	4	4	1	2	0	0	5	6
2013-14	3	0	0	4	2	2	0	0	2	2	6	8	3	0	2	0	10	10
2014-15	1	1	0	3	5	5	1	2	0	0	6	12	2	3	0	0	9	17
2015-16	0	2	0	4	6	6	1	0	1	1	5	5	1	2	1	1	9	11
2016-17	2	1	0	8	7	7	0	1	1	2	6	6	2	2	1	1	10	13
<b>TOTALS</b>	<b>46</b>	<b>36</b>	<b>10</b>	<b>2</b>	<b>309</b>	<b>308</b>	<b>27</b>	<b>55</b>	<b>10</b>	<b>5</b>	<b>255</b>	<b>346</b>	<b>73</b>	<b>91</b>	<b>20</b>	<b>7</b>	<b>564</b>	<b>654</b>

VS WASHINGTON YEAR	HOME						ROAD						OVERALL						
	W	L	T	OL	GF	GA	W	L	T	OL	GF	GA	W	L	T	OL	GF	GA	
1979-80	0	1	1		4	7	0	2	0		7	11	0	3	1		11	18	
1980-81	0	1	1		7	9	0	2	0		4	8	0	3	1		11	17	
1981-82	1	1	0		6	6	0	1	0		3	7	1	2	0		9	13	
1982-83	0	0	1		3	3	0	1	1		4	9	0	1	2		7	12	
1983-84	1	1	0		7	10	0	1	0		3	8	1	2	0		10	18	
1984-85	1	0	0		5	3	1	1	0		9	11	2	1	0		14	14	
1985-86	1	0	1		14	11	0	1	0		3	5	1	1	1		17	16	
1986-87	0	0	1		3	3	1	1	0		7	8	1	1	1		10	11	
1987-88	1	1	0		3	8	1	0	0		3	2	2	1	0		6	10	
1988-89	1	0	0		3	2	0	2	0		6	12	1	2	0		9	14	
1989-90	2	0	0		12	5	1	0	0		4	3	3	0	0		16	8	
1990-91	0	1	0		1	2	1	1	0		5	5	1	2	0		6	7	
1991-92	2	0	0		10	8	0	0	1		3	3	2	0	1		13	11	
1992-93	1	0	0		6	2	0	1	0		6	8	1	1	0		12	10	
1993-94	1	0	0		6	4	0	1	0		3	4	1	1	0		9	8	
1994-95	DID NOT PLAY																		
1995-96	0	1	0		1	6	0	0	1		1	1	0	1	1		2	7	
1996-97	1	0	0		4	3	0	1	0		0	3	1	1	0		4	6	
1997-98	0	0	1		3	3	0	1	0		1	2	0	1	1		4	5	
1998-99	1	0	0		4	2	1	0	0		2	1	2	0	0		6	3	
1999-00	0	0	1	0	2	2	0	0	0	1	2	3	0	0	1	1	4	5	
2000-01	-	-	-	-	-	-	0	0	1	0	2	2	0	0	1	0	2	2	
2001-02	1	0	0	5	2	2	0	0	1	0	2	2	1	0	1	0	7	4	
2002-03	0	1	0	0	3	4	1	0	0	0	2	1	1	1	0	0	5	5	
2003-04	-	-	-	-	-	-	1	0	0	0	3	0	1	0	0	0	3	0	
2005-06	0	1	0	1	6	6	-	-	-	-	-	-	0	1	0	0	1	6	
2006-07	-	-	-	-	-	-	1	0	-	-	-	2	1	0	0	0	3	2	
2007-08	DID NOT PLAY																		
2008-09	1	0		0	2	1							1	0		0	2	1	
2009-10	-	-	-	-	-	-	0	1	-	0	2	4	0	1	-	0	2	4	
2010-11	1	0		0	3	2	-	-	-	-	-	-	1	0		0	3	2	
2011-12	-	-	-	-	-	-	0	1		0	3	4	0	1		0	3	4	
2012-13	DID NOT PLAY																		
2013-14	1	0		0	3	3	0	1		0	2	3	1	1		0	5	6	
2014-15	0	0		1	1	2	1	0		0	6	5	1	0		1	7	7	
2015-16	1	0		0	3	0	0	1		0	2	3	1	1		0	5	3	
2016-17	1	0		0	6	3	0	1		0	1	4	1	1		0	7	7	
<b>TOTALS</b>	<b>20</b>	<b>9</b>	<b>7</b>	<b>1</b>	<b>131</b>	<b>122</b>	<b>10</b>	<b>22</b>	<b>5</b>	<b>1</b>	<b>104</b>	<b>144</b>	<b>30</b>	<b>31</b>	<b>12</b>	<b>2</b>	<b>235</b>	<b>266</b>	

VS WINNIPEG YEAR	HOME						ROAD						OVERALL					
	W	L	T	OL	GF	GA	W	L	T	OL	GF	GA	W	L	T	OL	GF	GA
1999-00	1	0	0	0	4	2	1	0	0	0	3	2	2	0	0	0	7	4
2000-01	1	0	0	0	5	1	-	-	-	-	-	-	1	0	0	0	5	1
2001-02	1	0	0	0	2	1	1	0	0	0	4	2	2	0	0	0	6	3
2002-03	1	0	0	0	4	2	1	0	0	0	5	1	2	0	0	0	9	3
2003-04	0	0	1	0	1	1	0	1	0	0	0	1	0	1	1	0	1	2
2005-06	1	0		0	5	2	-	-	-	-	-	-	1	0		0	5	2
2006-07	-	-		-	-	-	1	0		0	5	4	1	0		0	5	4
2007-08	DID NOT PLAY																	
2008-09	1	0		0	4	3	-	-	-	-	-	0	1	0		0	4	3
2009-10	-	-	-	-	-	-	1	0		0	3	2	1	0		0	3	2
2010-11	1	0		0	4	3							1	0		0	4	3
2011-12	1	0		0	4	1	0	1		0	0	1	1	1		0	4	2
2012-13	DID NOT PLAY																	
2013-14	0	0		1	1	1	0	1		1	3	7	0	1		2	4	8
2014-15	1	1		0	6	7	0	0		1	3	3	1	1		1	9	10
2015-16	1	0		0	4	2	0	2		0	4	8	1	2		0	8	10
2016-17	1	1		0	6	6	0	1		0	3	6	1	2		0	9	12
<b>TOTALS</b>	<b>11</b>	<b>2</b>	<b>1</b>	<b>1</b>	<b>50</b>	<b>32</b>	<b>5</b>	<b>6</b>	<b>0</b>	<b>2</b>	<b>33</b>	<b>37</b>	<b>16</b>	<b>8</b>	<b>1</b>	<b>3</b>	<b>83</b>	<b>69</b>



**MOST****POINTS:**

107 – (50-25-7) – 2009-10

**POINTS, HOME:**

60 – 2001-02 (27-8-3-3); 2009-10 (29-10-2)

**POINTS, ROAD:**

48 – (22-14-4) – 1984-85

**WINS:**

50 – 2009-10

**WINS, HOME:**

29 – 2009-10

**WINS, ROAD:**

23 – 1996-97

**LOSSES:**

57 – 1980-81

**LOSSES, HOME:**

25 – 1980-81 &amp; 2014-15

**LOSSES, ROAD:**

32 – 1980-81

**TIES:**

18 – 2003-04

**TIES, HOME:**

9 – 1981-82

**TIES, ROAD:**

11 – 2003-04

**GOALS:**

358 – 1984-85

**GOALS AGAINST:**

400 – 1980-81

**GOALS PER-GAME AVERAGE:**

4.47 AVG – 1984-85

**GOALS AGAINST-PER-GAME AVERAGE:**

5.00 AVG – 1980-81

**POWER-PLAY GOALS:**

110 – 1987-88

**POWER-PLAY GOALS AGAINST:**

98 – 2005-06

**SHORTHANDED GOALS:**

15 – 1988-89

**SHORTHANDED GOALS AGAINST:**

18 – 1983-84

**ASSISTS:**

605 – 1984-85

**SCORING POINTS:**

963 – 1984-85

**50 + GOAL SCORERS:**

1 – 1984-85 (Dale Hawerchuk-53); 1992-93 (Teemu Selanne-76); 1995-96 (Keith Tkachuk-50); and 1996-97 (Keith Tkachuk-52)

**40 + GOAL SCORERS:**

2 – 1981-82 (Dale Hawerchuk-45 and Morris Lukowich-43); 1984-85 (Dale Hawerchuk-53 and Paul MacLean-41); and 1987-88 (Dale Hawerchuk-44 and Paul MacLean-40)

**30 + GOAL SCORERS:**6 – 1984-85 (Dale Hawerchuk-53; Paul MacLean-41; Laurie Boschman-32; Brian Mullen-32; Doug Smail-31 and Thomas Steen-30) **NHL Record****20 + GOAL SCORERS:**

7 – 1983-84 (Paul MacLean-40; Dale Hawerchuk-37; Laurie Boschman-28; Brian Mullen-21; Scott Arniel-21; Thomas Steen-20 and Doug Smail-20)

**100 + POINT SCORERS:**

2 – 1984-85 (Dale Hawerchuk-130 and Paul MacLean-101)

**PENALTY MINUTES:**

2278 – 1987-88

**SHUTOUTS FOR:**

9 – 1998-99 (Nikolai Khabibulin-8 and Jimmy Waite-1); 2010-11 (Ilya Bryzgalov-7 and Jason LaBarbera-2)

**FEWEST****POINTS:**

32 – (9-57-14) – 1980-81

**POINTS, HOME:**

22 – (7-25-8) – 1980-81

**POINTS, ROAD:**

10 – (2-32-6) – 1980-81

**WINS:**

9 – 1980-81

**WINS, HOME:**

7 – 1980-81

**WINS, ROAD:**

2 – 1980-81

**LOSSES:**

\*25 – 2009-10 (18 in shortened 2012-13 season)

**LOSSES, HOME:**

8 – 2001-02 and \*2012-13 (8 in shortened 2012-13 season)

**LOSSES, ROAD:**

\*13 – 2010-11 (10 in shortened 2012-13 season)

**TIES:**

6 – 1995-96

**TIES, HOME:**

2 – 1982-83 and 1999-00

**TIES, ROAD:**

0 – 1996-97

**GOALS:**

165 -- 2014-15

**GOALS AGAINST:**

\*194 – 2011-12 (125 in shortened 2012-13 season)

**GOALS-PER-GAME AVERAGE:**

2.01 AVG – 2014-15

**GOALS AGAINST-PER-GAME AVERAGE:**

2.40 AVG – 1998-99; 2011-12

**POWER-PLAY GOALS:**

34 – 2011-12 (25 in shortened 2012-13 season)

**POWER-PLAY GOALS AGAINST:**

36 – 2011-12 (34 in shortened 2012-13 season)

**SHORTHANDED GOALS:**

3 – 1992-93; 2009-10, 2013-14 (2 in shortened 2012-13 season)

**SHORTHANDED GOALS AGAINST:**

4 – 2008-09 (2 in shortened 2012-13 season)

**ASSISTS:**

289 – 2014-15

**SCORING POINTS:**

454 – 2014-15

**PENALTY MINUTES:**

757 – 2011-12 (504 in shortened 2012-13 season)

**LONGEST****WINNING:**

9 Games – (Mar. 8 - Mar. 27, 1985); Mar. 4 – Mar. 21, 2010)

**WINNING, HOME:**

10 Games – (Nov. 21 – Dec. 29, 2009)

**WINNING, ROAD:**

8 Games – (Feb. 25 - Apr. 6, 1985)

**WINNING, START OF SEASON:**

3 Games (Oct. 10 - Oct. 17, 1987); (Oct. 10 – Oct. 15, 2003); (Oct. 9 – Oct. 14, 2015)

**WINNING, START OF SEASON, HOME:**

5 Games – (Oct. 5 - Oct. 28, 2000)

**WINNING, START OF SEASON, ROAD:**

3 Games – (Oct. 9 - Oct. 14, 1982)

**UNBEATEN:**

14 Games – 12-0-2 (Oct. 25 - Nov. 28, 1998)

**UNBEATEN, HOME:**

11 Games – 6-0-5 (Dec. 23, 1983 - Feb. 5, 1984); 10-0-1 (Oct. 15 - Dec. 20, 1998)

**UNBEATEN, ROAD:**

9 Games – 8-0-1 (Feb. 25 - Apr. 7, 1985); 5-0-4-0 (Dec. 7, 2003 – Jan. 9, 2004)

**UNDEFEATED, START OF SEASON:**

3 Games – 3-0-0 (Oct. 10 - Oct. 17, 1987); 2-0-1 (Oct. 2 - Oct. 8, 1999); 3-0-0 (Oct. 10 – Oct. 15, 2003); 3-0-0 (Oct. 9 – Oct. 14, 2015)

**UNBEATEN, START OF SEASON, HOME:**

11 games – 9-0-2 (Oct. 5 – Nov. 21, 2013)

**UNBEATEN, START OF SEASON, ROAD:**

4 Games - 2-0-2 (Oct. 10 - Oct. 23, 1991)

**UNBEATEN, INCLUDING PLAYOFFS:**

15 Games – 12-0-3 (Mar. 8 - Apr. 11, 1985 – 10-0-3 regular season, 2-0 playoffs)

**LOSING:**

10 Games – (Nov. 30 - Dec. 20, 1980); (Feb. 6 - Feb. 25, 1994); (Feb. 2 – Mar. 3, 2015)

**LOSING, HOME:**

6 Games – (Oct. 6 - Nov. 3, 2007); (Jan. 27 – Feb. 16, 2009); (Mar. 3 – 30, 2015)

**LOSING, ROAD:**

13 Games – (Jan. 26 - Apr. 14, 1994)

**LOSING, START OF SEASON:**

3 Games – (Oct. 10 - Oct. 13, 1981)

**LOSING, START OF SEASON, HOME:**

3 Games – (Oct. 12 - Oct. 26, 2002)

**LOSING, START OF SEASON, ROAD:**

8 Games – (Oct. 8 - Nov. 8, 1992)

**WINLESS:**

30 Games – 0-23-7 (Oct. 19 - Dec. 20, 1980)  
NHL Record

**WINLESS, HOME:**

14 Games – 0-9-5 (Oct. 19 - Dec. 14, 1980)

**WINLESS, ROAD:**

18 Games – 0-16-2 (Oct. 10 - Dec. 20, 1980)

**WINLESS, START OF SEASON:**

3 Games – 0-1-2 (Oct. 5 - Oct. 9, 1983); 0-3-0 (Oct. 10 - Oct. 13, 1985); 0-2-1 (Oct. 6 - Oct. 12, 1988)

**WINLESS, START OF SEASON, HOME:**

6 Games – 0-4-2 (Oct. 5 - Nov. 2, 1983)

**WINLESS, START OF SEASON, ROAD:**

18 Games – 0-16-2 (Oct. 10, 1980 - Jan. 7, 1981)

**SHUTOUT SEQUENCE:**

306 minutes, 16 seconds -- (Dec. 31, 2003 – Jan. 11, 2004) – 60:00 vs. LAK, Dec. 31; 60:00 at DAL, Jan. 2; 60:00 at CAR, Jan. 4; 60:00 at WSH, Jan. 7; 60:00 at MIN, Jan. 9; 6:16 vs. ATL, Jan. 11)

**CONSECUTIVE GOALS:**

18 – (Dec. 31, 2003 – Jan. 11, 2004)

**TEAM RECORDS: GAME MOST****GOALS:**

12 – at NYR, Feb. 25, 1985

**GOALS, HOME:**

10 – vs. LAK, Mar. 30, 1983; and vs. CGY, Mar. 25, 1987

**GOALS, ROAD:**

12 – at NYR, Feb. 25, 1985

**GOALS AGAINST:**

15 – at MIN, Nov. 11, 1981

**GOALS AGAINST, HOME:**

12 – vs. MTL, Oct. 19, 1983

**GOALS AGAINST, ROAD:**

15 – at MIN, Nov. 11, 1981

**GOALS, BOTH TEAMS:**

18 – at DET, Nov. 25, 1987

**GOALS, CONSECUTIVE:**

9 – at TOR, Mar. 5, 1988

**POWER-PLAY GOALS:**

5 – vs. CGY, Mar. 9, 1988; vs. CAR, Dec. 3, 2005; vs. FLA, Jan. 19, 2006

**POWER-PLAY GOALS AGAINST:**

5 – at MIN, Nov. 11, 1981; vs. CGY, Nov. 1, 1991

**SHORTHANDED GOALS:**

4 – vs. VAN, Apr. 7, 1995

**SHORTHANDED GOALS AGAINST:**

3 – at EDM, Dec. 21, 1983; at CHI, Oct. 12, 1988; vs. STL, Jan. 14, 2003

**SCORING POINTS:**

30 – at QUE, Nov. 24, 1990

**SHOTS:**

54 – vs. LAK, Mar. 30, 1983; vs. VAN, Feb. 10, 1985

**SHOTS, BOTH TEAMS:**

93 – vs. MIN (WPG 42, MIN 51), Nov. 11, 1981

**SHOTS AGAINST:**

57 – vs. VAN, Nov. 18, 1980

**PENALTY MINUTES:**

140 – at VAN (15 minors, 6 majors, 3 misconducts, 5 game misconducts), Dec. 31, 1987

**PENALTY MINUTES, BOTH TEAMS:**

286 – at VAN (140 WPG: 15 minors, 6 majors, 3 misconducts, 5 game misconducts; 146 VAN: 18 minors, 4 majors, 6 misconducts, 3 game misconducts), Dec. 31, 1987

**FEWEST****SHOTS:**

11 – vs. DAL, Apr. 16, 1998; at PIT, Dec. 11, 1999

**SHOTS AGAINST:**

12 – vs. NJD, Oct. 22, 1982

**PENALTY MINUTES:**

0 – vs. HFD, Dec. 30, 1981; at ANA, Apr. 6, 2008; at STL, Feb. 24, 2009; at VAN, Nov. 21, 2010; vs. VAN, Mar. 4, 2014; vs. NYR, Feb. 14, 2015, vs. VAN, Jan. 26, 2017, at FLA, Mar. 23, 2017

**LARGEST****MARGIN OF VICTORY, HOME:**

9 – vs. CGY (10-1), Mar. 25, 1987; vs. CGY (9-0), Feb. 3, 1988

**MARGIN OF VICTORY, ROAD:**

9 – at TOR (10-1), Mar. 5, 1988

**MARGIN OF DEFEAT, HOME:**

10 – vs. MTL (12-2), Oct. 19, 1983

**MARGIN OF DEFEAT, ROAD:**

13 – at MIN (15-2), Nov. 11, 198



**MOST****GOALS:**

6 – vs. VAN (2nd period), Nov. 9, 1984; vs. LAK (3rd period), Oct. 30, 1988; at EDM (1st period), Mar. 30, 1999; at NSH (1st period), Mar. 28, 2013

**GOALS AGAINST:**

8 – at MIN (2nd period), Nov. 11, 1981

**SHOTS:**

27 – vs. EDM (2nd period), Dec. 16, 2014

**SHOTS AGAINST:**

27 – at MIN (2nd period), Nov. 11, 1981

**PENALTY MINUTES:**

117 – at VAN (1st period, 6 minors, 5 majors, 3 misconducts, 5 game misconducts), Dec. 31, 1987

**PENALTY MINUTES, BOTH TEAMS:**

228 – at VAN (1st period, 117 WPG: 6 minors, 5 majors, 3 misconducts, 5 game misconducts; and 111 VAN: 8 minors, 3 majors, 5 misconducts, 3 game misconducts), Dec. 31, 1987

**FEWEST****SHOTS:**

0 – vs. NYR (2nd period), Jan. 15, 1982; at CGY (1st period), Mar. 24, 2003; at COL (2nd period), Feb. 16, 2015

**SHOTS AGAINST:**

0 – vs. TBL (2nd period), Dec. 2, 1999, vs. VAN (1st period), Jan. 26, 2017

**FASTEST****SIX GOALS:**

8 minutes, 14 seconds – vs. LAK (3rd period), Oct. 30, 1988 (Dave Ellett, 9:23; Pat Elynuik, 12:37; Randy Gilhen, 13:39; Dale Hawerchuk, 16:14; Doug Smail, 16:58; Ray Neufeld, 17:37)

**FIVE GOALS:**

5 minutes – vs. LAK (3rd period), Oct. 30, 1988 (Pat Elynuik, 12:37; Randy Gilhen, 13:39; Dale Hawerchuk, 16:14; Doug Smail, 16:58; Ray Neufeld, 17:37)

**FIVE GOALS, BOTH TEAMS:**

2 minutes, 38 seconds – vs. SJS (3rd period), Mar. 25, 2008 (Shane Doan, PHX -2:16; Joe Thornton, SJS - 2:51; Marc-Edouard Vlasic, SJ - 3:19; Steven Reinprecht, PHX - 4:05; Joe Thornton, SJS -4:54)

**FOUR GOALS:**

2 minutes, 16 seconds – vs. VAN (2nd period), Nov. 9, 1984 (Dale Hawerchuk, 7:52; Scott Arniel, 8:05; Brian Mullen, 9:11; Scott Arniel, 10:08)

**FOUR GOALS, BOTH TEAMS:**

1 minute, 11 seconds – at MIN (2nd period), Nov. 11, 1981 (Kent-Erik Andersson, MIN--4:05; Neal Broten, MIN--4:56; Bengt Lundholm, WPG--5:02; Mike Eaves--MIN, 5:16)

**THREE GOALS:**

54 seconds, – at EDM (1st period), Dec. 10, 1988 (Doug Smail 10:47; Dave Ellett, 11:13; Brent Ashton, 11:41)

**THREE GOALS, BOTH TEAMS:**

19 seconds – at CHI (2nd period), Dec. 17, 1986 (Brian Mullen, WPG --16:05; Wayne Presley, CHI--16:17; Bill Watson, CHI--16:24)

**TWO GOALS:**

4 seconds – vs. EDM (2nd period), Dec. 15, 1995 (Deron Quint, 7:51 and 7:55)

**TWO GOALS, BOTH TEAMS:**

6 seconds – vs. MIN (2nd period), Dec. 26, 1982 (Dale Hawerchuk, WPG--2:46; Mike Eaves, MIN--2:52); at STL (2nd period), Jan. 31, 1989 (Bernie Federko, STL--17:39; Paul Fenton, WPG--17:35); vs. MIN (3rd period), Dec. 27, 1992 (Dave Gagner, MIN--2:08; Keith Tkachuk, WPG--2:14); vs. SJS (2nd period), Oct. 19, 1997 (Doug Bodger, SJS—7:59; John Slaney, PHX—8:05)



**MOST****SEASONS**

21 - Shane Doan

**GAMES**

1,540 - Shane Doan

**GAMES, INCLUDING PLAYOFFS**

1,595 - Shane Doan (1,540 regular season, 55 postseason)

**GAMES, CONSECUTIVE**

475 - Dale Hawerchuk (Dec. 19, 1982 - Dec. 10, 1988)

**GOALS**

402 - Shane Doan

**GOALS, INCLUDING PLAYOFFS**

417 - Shane Doan (402 regular season, 15 postseason)

**GOALS, CENTER**

379 - Dale Hawerchuk

**GOALS, LEFT WING**

323 - Keith Tkachuk

**GOALS, RIGHT WING**

402 - Shane Doan

**GOALS, DEFENSEMAN**

108 - Teppo Numminen

**OVERTIME GOALS**

11 - Shane Doan

**ASSISTS**

553 - Thomas Steen

**ASSISTS, INCLUDING PLAYOFFS**

585 - Thomas Steen (553 regular season, 32 postseason)

**ASSISTS, CENTER**

553 - Thomas Steen

**ASSISTS, LEFT WING**

300 - Keith Tkachuk

**ASSISTS, RIGHT WING**

570 - Shane Doan

**ASSISTS, DEFENSEMAN**

426 - Teppo Numminen

**POINTS**

972 - Shane Doan

**POINTS, INCLUDING PLAYOFFS**

1,000 - Shane Doan (972 regular season, 28 postseason)

**POINTS, CENTER**

929 - Dale Hawerchuk

**POINTS, LEFT WING**

623 - Keith Tkachuk

**POINTS, RIGHT WING**

972 - Shane Doan

**POINTS, DEFENSEMAN**

534 - Teppo Numminen

**PENALTY MINUTES**

1,508 - Keith Tkachuk

**PENALTY MINUTES, INCLUDING PLAYOFFS**

1,608 - Keith Tkachuk (1,508 regular season, 100 postseason)

**HAT TRICKS**

12 - Dale Hawerchuk

**20 + GOAL SEASONS**

13 - Shane Doan

**30 + GOAL SEASONS**

8 - Dale Hawerchuk

**40 + GOAL SEASONS**

7 - Dale Hawerchuk

**50 + GOAL SEASONS**

2 - Keith Tkachuk

**100 + POINT SEASONS**

6 - Dale Hawerchuk

**CONSECUTIVE 20 + GOAL SEASONS**

9 - Dale Hawerchuk (1981-82 to 1989-90), Keith Tkachuk (1992-93 to 2000-01) and Shane Doan (1999-00 to 2008-09)

**CONSECUTIVE 30 + GOAL SEASONS**

8 - Dale Hawerchuk (1981-82 to 1988-89)

**CONSECUTIVE 40 + GOAL SEASONS**

5 - Dale Hawerchuk (1984-85 to 1988-89)

**CONSECUTIVE 50 + GOAL SEASONS**

2 - Keith Tkachuk (1995-96 to 1996-97)

**CONSECUTIVE 100 + POINT SEASONS**

5 - Dale Hawerchuk (1983-84 to 1987-88)

**CONSECUTIVE GAMES PLAYED**

475 - Dale Hawerchuk (Dec. 19, 1982 to Dec. 10, 1988)

**MOST BY A GOALTENDER****GAMES**

312 - Mike Smith

**WINS**

130 - Ilya Bryzgalov

**SHUTOUTS**

22 - Mike Smith

**20 + WIN SEASONS**

4 - Nikolai Khabibulin, Ilya Bryzgalov

**30 + WIN SEASONS**

3 - Nikolai Khabibulin

**CONSECUTIVE 20 + WIN SEASONS**

4 - Nikolai Khabibulin (1995-96 to 1998-99); Ilya Bryzgalov (2007-08 to 2010-11)

**CONSECUTIVE 30 + WIN SEASONS**

3 - Nikolai Khabibulin (1996-97 to 1998-99)



**MOST****GOALS**

76 – Teemu Selanne (1992-93)

**GOALS, INCLUDING PLAYOFFS**

80 – Teemu Selanne, 1992-93 (76 regular season, 4 postseason)

**GOALS BY A DEFENSEMAN**23 – Phil Housley (1990-91 and 1991-92); **Oliver Ekman-Larsson** (2014-15)**GOALS BY A ROOKIE**76 – Teemu Selanne (1992-93) **NHL Record****GOALS BY A ROOKIE DEFENSEMAN**

11 – Dave Ellett (1984-85)

**GOALS BY A CENTER**

53 – Dale Hawerchuk (1984-85)

**GOALS BY A LEFT WING**

52 – Keith Tkachuk (1996-97)

**GOALS BY A RIGHT WING**

76 – Teemu Selanne (1992-93)

**ASSISTS**

79 – Phil Housley (1992-93)

**ASSISTS, INCLUDING PLAYOFFS**

86 – Phil Housley, 1992-93 (79 regular season, 6 postseason)

**ASSISTS BY A DEFENSEMAN**

79 – Phil Housley (1992-93)

**ASSISTS BY A ROOKIE**

58 – Dale Hawerchuk (1981-82)

**ASSISTS BY A ROOKIE DEFENSEMAN**

38 – Dave Babych (1980-81)

**ASSISTS BY A CENTER**

77 – Dale Hawerchuk (1984-85 and 1987-88)

**ASSISTS BY A LEFT WING**

49 – Morris Lukowich (1981-82)

**ASSISTS BY A RIGHT WING**

60 – Paul MacLean (1984-85)

**POINTS**

132 – Teemu Selanne (1992-93)

**POINTS, INCLUDING PLAYOFFS**

138 – Teemu Selanne, 1992-93 (132 regular season, 6 postseason)

**POINTS BY A DEFENSEMAN**

97 – Phil Housley (1992-93)

**POINTS BY A ROOKIE**132 – Teemu Selanne (1992-93) **NHL Record****POINTS BY A ROOKIE DEFENSEMAN**

44 – Dave Babych (1980-81)

**POINTS BY A CENTER**

130 – Dale Hawerchuk (1984-85)

**POINTS BY A LEFT WING**

98 – Keith Tkachuk (1995-96)

**POINTS BY A RIGHT WING**

132 – Teemu Selanne (1992-93)

**PENALTY MINUTES**

347 – Tie Domi (1993-94)

**PENALTY MINUTES BY A ROOKIE**

324 – Daniel Carcillo (2007-08)

**PENALTY MINUTES BY A DEFENSEMAN**

271 – Shawn Cronin (1991-92)

**PENALTY MINUTES BY A CENTER**

243 – Laurie Boschman (1983-84)

**PENALTY MINUTES BY A LEFT WING**

324 – Daniel Carcillo (2007-08)

**PENALTY MINUTES BY A RIGHT WING**

347 – Tie Domi (1993-94)

**HAT TRICKS**

5 – Teemu Selanne, 4 three-goal games and 1 four-goal game (1992-93)

**POWER PLAY GOALS**

24 – Teemu Selanne (1992-93)

**SHORTHANDED GOALS**

7 – Dave McLlwain (1989-90)

**GAME-WINNING GOALS**

12 – Jeremy Roenick (1999-00); Radim Vrbata (2011-12)

**GAME-TYING GOALS**

3 – Barry Long (1980-81); Danny Geoffrion (1980-81); Morris Lukowich (1981-82); Dave Babych (1981-82); Dale Hawerchuk (1983-84); and Shane Doan (2003-04)

**GAME-OPENING GOALS**

12 – Keith Tkachuk (1995-96 and 1998-99)

**SHOTS**

387 – Teemu Selanne (1992-93)

**HIGHEST GOALS-PER-GAME AVERAGE**(among players with 30-or-more goals)  
.90 – Teemu Selanne (1992-93) 76G in 84 GP**HIGHEST ASSISTS-PER-GAME AVERAGE**(among players with 35-or-more assists)  
.98 – Phil Housley (1992-93) 79A in 80 GP**HIGHEST POINTS-PER-GAME AVERAGE**(among players with 50-or-more points)  
1.62 – Dale Hawerchuk (1984-85) 130 PTS in 80 GP**MOST BY A GOALTENDER****GAMES**

72 – Nikolai Khabibulin (1996-97)

**MINUTES**

4,091 – Nikolai Khabibulin (1996-97)

**GOALS AGAINST**

227 – Bob Essensa (1992-93)

**WINS**

42 – Ilya Bryzgalov (2009-10)

**LOSSES**

42 – Mike Smith (2014-15)

**TIES**

13 – Sean Burke (2000-01)

**SHUTOUTS**

8 – Nikolai Khabibulin (1998-99); Ilya Bryzgalov (2009-10); Mike Smith (2011-12)

**ASSISTS**

5 – Ed Staniowski (1981-82); Bob Essensa (1992-93)

**PENALTY MINUTES**

25 – Gary Smith (1979-80)

**LONGEST****WINNING, GOALTENDER:**

11 – Mike Smith 11-0-1 (Feb. 4 – 28, 2012)

**UNBEATEN, GOALTENDER:**

12 – Brian Hayward 10-0-2 (Mar. 8 - Apr. 6, 1985)

**SHUTOUT SEQUENCE, GOALTENDER:**

332 minutes, 01 second – Brian Boucher (Dec. 22, 2003 – Jan. 11, 2004) – 25:45 at NSH, Dec. 22; 60:00 vs. LAK, Dec. 31; 60:00 at DAL, Jan. 2; 60:00 at CAR, Jan. 4; 60:00 at WSH, Jan. 7; 60:00 at MIN, Jan. 9; 6:16 vs. ATL, Jan. 11  
**NHL Record (Modern Era)**

**CONSECUTIVE SHUTOUTS**

5 games – Brian Boucher (Dec. 31, 2003 – Jan. 9, 2004) **NHL Record (Modern Era)**

**CONSECUTIVE POINT**

18 games – Dale Hawerchuk – 17-16-33 (Feb. 23 - Apr. 7, 1985)

**CONSECUTIVE GOAL**

9 games – Teemu Selanne – 14G (Mar. 14 - Apr. 1, 1993)

**CONSECUTIVE ASSIST**

14 games – Phil Housley – 21 A (Dec. 26, 1992 - Jan. 19, 1993)

**CONSECUTIVE PENALTY**

15 games – Tie Domi (Mar. 14 - Apr. 15, 1993)

**INDIVIDUAL RECORDS: GAME****MOST****GOALS:**

5 – Willy Lindstrom, at PHI (Mar. 2, 1982); Alexei Zhamnov, at LAK (Apr. 1, 1995)

**GOALS, DEFENSEMAN:**

3 – Ed Jovanovski, vs. NSH (Nov. 3, 2010)

**GOALS, ROOKIE:**

4 – Teemu Selanne, vs. MIN (Feb. 28, 1993)

**GOALS, CENTER:**

5 – Alexei Zhamnov, at LAK (Apr. 1, 1995)

**GOALS, LEFT WING:**

4 – Keith Tkachuk, at DAL (Mar. 26, 1996), at CHI (Mar. 20, 1997)

**GOALS, RIGHT WING:**

5 – Willy Lindstrom, at PHI (Mar. 2, 1982)

**ASSISTS:**

5 – Dale Hawerchuk, vs. LAK (Mar. 6, 1984), vs. TOR (Mar. 18, 1989), vs. LAK (Mar. 4, 1990); Phil Housley, vs. HFD (Jan. 18, 1993); Keith Tkachuk at BUF (Feb. 23, 2001)

**ASSISTS, DEFENSEMAN:**

5 – Phil Housley, vs. HFD (Jan. 18, 1993)

**ASSISTS, ROOKIE**

4 – Keith Ballard, vs. FLA (Jan. 19, 2006)

**ASSISTS, ROOKIE:**

4 – Keith Ballard, vs. FLA (Jan. 19, 2006)

**ASSISTS, CENTER:**

5 – Dale Hawerchuk, vs. LAK (Mar. 6, 1984), vs. TOR (Mar. 18, 1989), vs. LAK (Mar. 4, 1990)

**ASSISTS, LEFT WING:**

5 – Keith Tkachuk, at BUF (Feb. 23, 2001)

**ASSISTS, RIGHT WING:**

4 – Paul MacLean, vs. TOR (Dec. 14, 1984) vs. BOS (Feb. 20, 1987); Andrew McBain, vs. NYR (Apr. 1, 1988); Dallas Drake, at LAK (Apr. 1, 1995); Teemu Selanne, vs. MTL (Dec. 12, 1995); Shane Doan, vs. EDM (Mar. 24, 2001); Shane Doan, vs. SJS (Dec. 30, 2006)

**POINTS:**

6 – Willy Lindstrom, at PHI (Mar. 2, 1982) 5G-1A; Dale Hawerchuk, vs. TOR (Dec. 14, 1983) 3G-3A; Thomas Steen, vs. HFD (Oct. 24, 1984) 2G-4A; Dale Hawerchuk, vs. TOR (Mar. 5, 1988) 2G-4A; Dale Hawerchuk, vs. TOR (Mar. 18, 1989) 1G-5A; Ed Olczyk, vs. CGY (Dec. 21, 1991) 2G-4A

**POINTS, DEFENSEMAN:**

5 – Randy Carlyle, vs. CGY (Mar. 9, 1988) 1G-4A; Fredrik Olausson, vs. EDM (Oct. 14, 1992) 1G-4A; Phil Housley, vs. HFD (Jan. 18, 1993) 0G-5A

**POINTS, ROOKIE:**

5 – Dale Hawerchuk, at TOR (Mar. 13, 1982) 3G-2A; Pat Elynuik, vs. PIT (Jan. 20, 1989) 2G-3A; Teemu Selanne, vs. CGY (Oct. 28, 1992) 2G-3A

**POINTS, CENTER:**

6 – Dale Hawerchuk, vs. TOR (Dec. 14, 1983) 3G-3A, vs. TOR (Mar. 5, 1988) 2G-4A, vs. TOR (Mar. 18, 1989) 1G-5A; Thomas Steen, vs. HFD (Oct. 24, 1984) 2G-4A; Ed Olczyk, vs. CGY (Dec. 21, 1991) 2G-4A

**POINTS, LEFT WING:**

5 – Keith Tkachuk, at DAL (Mar. 26, 1996) 4G-1A, vs. ANA (Apr. 3, 1998) 3G-2A, at BUF (Feb. 23, 2001) 0G-5A; Ladislav Nagy, vs. CAR (Dec. 3, 2005), 3G-2A; Ray Whitney vs. STL (Nov. 13, 2010), 3G-2A

**POINTS, RIGHT WING:**

6 – Willy Lindstrom, at PHI (Mar. 2, 1982) 5G-1A

**PENALTY MINUTES:**

49 – Tie Domi, at VAN (Feb. 9, 1995) 2 minors, 1 major, 2 misconducts, 2 game misconducts

**POWER-PLAY GOALS:**

3 – Paul MacLean, vs. LAK (Nov. 13, 1986); Ray Neufeld, vs. VAN (Nov. 1, 1987); Paul MacLean, vs. CGY (Mar. 9, 1988); Ladislav Nagy, vs. CAR (Dec. 3, 2005)

**SHORTHANDED GOALS**

2 – Keith Tkachuk, vs. VAN (Apr. 7, 1995); Tobias Rieder at EDM (Dec. 1, 2014)

**SHOTS:**

12 – Brian Mullen, vs. LAK (Mar. 30, 1982); Nelson Emerson, vs. FLA (Feb. 24, 1994); Jeremy Roenick, at TOR (Mar. 22, 1997)

**SHOTS FACED:**

55 – Nikolai Khabibulin, at PHI (Jan. 28, 1997)

**GOALS AGAINST:**

15 – Doug Soetaert, at MIN (Nov. 11, 1981)

**FASTEST GOAL, START OF GAME:**

5 seconds – Doug Smail, vs. STL (Dec. 20, 1981) **NHL Record (Tied)**

**MOST****ASSISTS:**

5 – Dale Hawerchuk, 2nd period vs. LAK (Mar. 6, 1984) **NHL Record**

**POINTS:**

5 – Dale Hawerchuk, 2nd period vs. LAK (Mar. 6, 1984) 0G-5A; Pat Elynuik, 2nd period vs. PIT (Jan. 20, 1989) 2G-3A

**PENALTY MINUTES:**

38 – Barry Legge, 1st period vs. HFD (Jan. 10, 1981) 4 minors, 2 majors, 1 misconduct, 1 game misconduct

**SHOTS:**

7 – Brian Mullen, 1st period vs. HFD, (Feb. 25, 1983); Lucien DeBlois, 3rd period vs. VAN (Nov. 23, 1983); Teemu Selanne, 2nd period vs. EDM (Apr. 15, 1993); Jeremy Roenick, 3rd period at TOR (Mar. 22, 1997); Keith Tkachuk, 2nd period vs. ANA (Apr. 3, 1998); Travis Green, 3rd period at LAK (Oct. 22, 1999); Shane Doan, 2nd period vs. PIT (Feb. 25, 2004); Daymond Langkow, 1st period vs. EDM (Dec. 15, 2011)

**SHOTS FACED:**

27 – Doug Soetaert, 2nd period at MIN (Nov. 11, 1981)

**GOALS AGAINST:**

8 – Doug Soetaert, 2nd period at MIN (Nov. 11, 1981)

**FASTEST****GOAL, START OF PERIOD**

5 seconds – Doug Smail, 1st period vs. STL (Dec. 20, 1981); **Oliver Ekman-Larsson**, 3rd period at TOR (Jan. 29, 2015)

**TWO GOALS:**

4 seconds – Deron Quint, 7:51 and 7:55 of 2nd period vs. EDM (Dec. 15, 1995) **NHL Individual Record**

**THREE GOALS:**

8 minutes, 2 seconds – Alexei Zhamnov, 1:25, 3:57 and 9:27 of 3rd period at LAK (Apr. 1, 1995)

**FOUR GOALS:**

27 minutes, 59 seconds – Willy Lindstrom, 5:47 and 11:15 of 2nd period; 4:57 and 13:46 of 3rd period vs. PHI (Mar. 2, 1982)

**FIVE GOALS:**

35 minutes, 26 seconds – Alexei Zhamnov, 14:01 of 1st period; 0:58 of 2nd period; 1:25, 3:57, and 9:27 of 3rd period at LAK (Apr. 1, 1995)





# HISTORY

---



**ARIZONA  
COYOTES**®  
®





**WINNIPEG JETS (1979-1996)**

- 1979, June 22** The Winnipeg Jets, newly purchased by Winnipeg lawyer Barry Shenkarow and businessman Michael Gobuty, are granted admission into the National Hockey League. The Jets franchise had spent the previous eight years in the World Hockey Association (WHA), winning three AVCO Cup championships. The Jets gained admittance to the WHA on Nov. 1, 1971 and finished as the WHA's final champions on May 20, 1979. Bobby Hull stars for the Jets during the club's WHA tenure, scoring 303 goals and 638 points in 411 games.
- 1979, Aug. 9** The Jets participate in their first NHL Entry Draft, using their first selection to draft right winger Jimmy Mann (19th overall). Center Thomas Steen is also drafted on this day (5th choice - 103rd overall).
- 1979, Sept. 17** The Jets open their first preseason training camp in the NHL.
- 1979, Oct. 10** The Winnipeg Jets play their first NHL game, a 4-2 loss at Pittsburgh.
- 1980, Dec. 10** Bill Sutherland becomes head coach of the Jets, replacing Tom McVie (the NHL club's first head coach).
- 1981, Feb. 16** Mike Smith takes over duties behind the Jets' bench.
- 1981, May 14** Tom Watt replaces Mike Smith as head coach.
- 1981, Aug. 13** The Jets sign Dale Hawerchuk, the first player drafted in the 1981 NHL Entry Draft, to his first professional contract at a ceremony at Portage and Main.
- 1982, Apr. 7** The Jets play their first NHL playoff game, losing a 4-3 decision to the St. Louis Blues at the Winnipeg Arena (lost the series 3-1).
- 1982, Apr. 8** The Jets win their first-ever NHL playoff game, defeating St. Louis 5-2 at the Winnipeg Arena.
- 1982, June** Dale Hawerchuk wins the Calder Trophy as the NHL's outstanding rookie for the 1981-82 season.
- 1983, Nov. 22** Barry Long replaces Tom Watt as head coach of the Jets.
- 1985, Apr. 14** For the first time since joining the NHL, the Jets advance to the second round of the playoffs by defeating the Calgary Flames (3-1).
- 1986, Mar. 4** John Ferguson replaces Barry Long as head coach.
- 1986, June 20** Dan Maloney replaces John Ferguson as head coach.
- 1987, Apr. 16** The Jets advance to the second round of playoffs for the second time by defeating Calgary (4-2).
- 1988, June 11** Jets draft right wing Teemu Selanne (1st choice - 10th overall) in the 1988 NHL Entry Draft.
- 1988, Dec. 3** Mike Smith replaces John Ferguson as Jets' general manager.
- 1989, Feb. 7** Rick Bowness replaces Dan Maloney as head coach.
- 1989, Feb. 19** The Jets retire Bobby Hull's No. 9 jersey in a ceremony at the Winnipeg Arena.
- 1989, May 25** Bob Murdoch replaces Rick Bowness as head coach.
- 1990, June 16** Jets draft left wing Keith Tkachuk (1st choice - 19th overall) in the 1990 NHL Entry Draft.
- 1991, June 17** John Paddock replaces Bob Murdoch as head coach.
- 1992, Jan. 10** Randy Carlyle plays in his 1,000th NHL game vs Chicago.
- 1993, Apr.** Teemu Selanne shatters NHL record for goals and points in a rookie season with 76 goals and 132 points (surpassing Mike Bossy's 53 goals and Peter Stastny's 109 points).
- 1993, June** Teemu Selanne wins the Calder Trophy as the NHL's outstanding rookie in 1992-93.
- 1994, Jan. 19** Mike Smith is fired as general manager of the Jets. John Paddock named as interim general manager.
- 1994, June 3** John Paddock is officially named general manager.
- 1995, Apr. 5** Terry Simpson replaces John Paddock as interim head coach.
- 1995, May 3** Local investors known as the MEC (Manitoba Entertainment Complex) announce that they will not exercise their option to purchase the Jets and keep the team in Winnipeg.
- 1995, May 6** The Winnipeg Jets retire the team logo and Thomas Steen's jersey No. 25 in a ceremony at the Winnipeg Arena.
- 1995, May 9** Operation Grassroots begins an effort to persuade government and local buyers to construct a new arena and keep the Jets in Winnipeg.
- 1995, May 16** Over 35,000 people attend a rally at The Forks to raise money for Operation Grassroots in the largest gathering of people at a rally in Winnipeg in 50 years. Approximately \$250,000 is raised at this rally from the citizens of Winnipeg.
- 1995, May 17** Over 2,500 people attend a "Hockey Social" at the Winnipeg Convention Centre and raise in excess of \$250,000 for Operation Grassroots.
- 1995, May 19** Jets' owner and president Barry Shenkarow announces that local buyers have missed the deadline to purchase the team and keep it in Winnipeg. The team will be purchased as per "agreement in principle" with Minneapolis investors and moved to Minneapolis.
- 1995, May 21** Barry Shenkarow and the Jets' ownership group announce that the Jets will remain in Winnipeg with details of the plan to expand the current ownership group to be finalized and announced in the near future.
- 1995, June 16** After weeks of tense negotiations, the Jets' ownership group agrees to sell its shares of the team to the Spirit of Manitoba group (formerly known as MEC) pending conditions which must be met before August 15, 1995.
- 1995, June 20** Terry Simpson is officially named head coach of the Jets.
- 1995, July 26** Winnipeg City Council votes to deny charitable tax status on donations to the endowment fund to cover the purchase of the team and operating costs of a new arena, creating a major hurdle in the Spirit of Manitoba's attempt to raise money for the endowment fund.
- 1995, Aug. 10** Winnipeg City Council votes (10-6) to accept Spirit of Manitoba's business plan, overturning the results of the previous vote on July 26.
- 1995, Aug. 14** The Spirit of Manitoba announces that they were unable to raise the required capital to proceed with the purchase of the Winnipeg Jets. The organization promptly disbands.
- 1995, Aug. 15** Jets' owner and president Barry Shenkarow announces that he is left with no alternative solution but to make arrangements to sell the team to a buyer outside of Winnipeg. Shenkarow further announces that the 1995-96 season will be the final year for the Jets in Winnipeg since the team cannot be moved prior to 1995-96.
- 1995, Oct. 18** The Jets announce the completed sale of the franchise to Richard Burke of Minnesota and Steven Gluckstern of New York, who will find a new home city for the franchise in the United States. The date of transfer of ownership is set as July 1, 1996.
- 1995, Dec. 19** Richard Burke and Steven Gluckstern announce in a press conference that the new home of their NHL franchise will be Phoenix, Arizona.
- 1996, Feb. 7** Teemu Selanne is traded to Anaheim with Marc Chouinard and a 4th round pick in the 1996 NHL Entry Draft for Oleg Tverdovsky, Chad Kilger, and a 3rd round pick in the 1996 NHL Entry Draft.
- 1996, Apr. 8** The newly purchased franchise officially unveils its logo and name in a press conference in Phoenix. After a successful name-the-team contest, management chose the name "Phoenix Coyotes" for the franchise.
- 1996, Apr. 12** Keith Tkachuk scores his 50th goal of the 1995-96 season in the final regular season home game in Jets history, a 5-3 win vs the Los Angeles Kings.
- 1996, Apr. 14** The Jets play their final regular season game - a 5-2 loss at Anaheim.
- 1996, Apr. 28** The team plays their final game as the Winnipeg Jets, losing to Detroit in Game 6 of their playoff series at a sold out Winnipeg Arena.
- 1996, May 21** Bobby Smith named as executive vice president of hockey operations for the team as they prepare to begin their tenure in Phoenix.

- 1996, June 19** Kris King receives the King Clancy award – presented to the player who “best exemplifies leadership qualities on and off the ice and has made a noteworthy humanitarian contribution in his community” – for the 1995-96 season.
- 1996, July 1** The first day of business operations for the Phoenix Coyotes Hockey Club.
- 1996, July 1** Don Hay named as the Coyotes’ first head coach.
- 1996, Aug. 16** The Coyotes trade Alexei Zhamnov, Craig Mills and a 1st round pick in the 1997 NHL Entry Draft to Chicago for center Jeremy Roenick.
- 1996, Aug. 26** The Coyotes unveil their new uniforms at the Hard Rock Cafe in Phoenix. Rock legend Alice Cooper and Phoenix Mayor Skip Rimsza are in attendance.
- 1996, Sept. 15** The Coyotes play their first-ever preseason game, a 4-2 loss at Edmonton.
- 1996, Sept. 28** The Coyotes name Keith Tkachuk Captain
- 1996, Oct. 5** The team plays its first regular season game as the Phoenix Coyotes, but is defeated 1-0 in Hartford by the Whalers in the 1996-97 season opener.
- 1996, Oct. 7** The team wins its first game as the Coyotes, a 5-2 victory over the Bruins at the FleetCenter in Boston. Mike Gartner scores the first goal in Coyotes history and later records a hat trick in the game.
- 1996, Oct. 10** In their home debut, the Coyotes defeat the San Jose Sharks 4-1 in front of a sold out (16,210) America West Arena.
- 1996, Dec. 11** John Paddock is relieved of his duties as general manager of the Coyotes. Bobby Smith assumes the position of general manager.
- 1997, Apr. 6** Keith Tkachuk scores his 50th goal for the second consecutive season to become the first player in franchise history to record more than one 50-goal season.
- 1997, Apr. 11** Keith Tkachuk scores his 52nd goal of the season to finish the 1996-97 campaign as the NHL’s top goal scorer.
- 1997, Apr. 16** The team begins its first playoff series as the Phoenix Coyotes, taking on the Anaheim Mighty Ducks in the best-of-seven Western Conference Quarterfinals.
- 1997, Apr. 20** The Coyotes play the first ever NHL playoff game in Phoenix. After a marketing campaign that popularized the phrase “It’s not hockey...it’s playoff hockey,” thousands of fans come dressed in white as the “White Out” hits the desert for the first time. The team wins their first home playoff game as the Coyotes, defeating Anaheim 4-1.
- 1997, May 6** Don Hay relieved of his duties as head coach of the Coyotes.
- 1997, June 9** Jim Schoenfeld named head coach of the Coyotes in a press conference at America West Arena.
- 1997, June 17** CEO & governor Richard Burke, president Shawn Hunter, and vice president of hockey administration Mike O’Hearn participate in a groundbreaking ceremony for the Coyotes new practice facility, near the intersection of Pima and Bell Roads in North Scottsdale, Arizona.
- 1997, Sept. 12** Coyotes owner Richard Burke announces that his partner and co-owner Steven Gluckstern will sell his share of the Coyotes franchise to Burke and attempt to purchase the New York Islanders franchise, pending the approval of the NHL’s Board of Governors. Burke assumes sole ownership of the Coyotes.
- 1997, Dec. 14** Right wing Mike Gartner scores his 700th career NHL goal, becoming only the 5th player in NHL history to reach this milestone. Only Wayne Gretzky, Gordie Howe, Marcel Dionne, and Phil Esposito shared this accomplishment with Gartner.
- 1998, June 5** The grand opening of the Cellular One Ice Den is held, as the Coyotes new north Scottsdale practice facility becomes available for public use. B.G. Ice, Inc. is created to handle the team’s ventures into the ice facility business.
- 1998, Dec. 17** The Scottsdale City Council votes in favor (4-3) of forming a “Stadium District” for funding a 92-acre redevelopment of the Los Arcos Mall in South Scottsdale. As a part of the redevelopment, the Coyotes plan to include a new 19,000 seat arena and practice facility.
- 1999, Jan. 18** Citizens of Scottsdale submit over 5,000 petition signatures to call for a referendum election on the formation of the Stadium District. The Scottsdale city election is scheduled for May 18, 1999.
- 1999, Jan. 24** For the first time in franchise history, four players represent the team at the NHL All-Star Game. Nikolai Khabibulin, Teppo Numminen, Jeremy Roenick and Keith Tkachuk all play in the game at the Ice Palace in Tampa, Florida. Numminen was named as a starter for the World team. In addition, head coach Jim Schoenfeld served as an assistant coach for the North American team.
- 1999, Jan. 28** Rick Tocchet scores his 400th NHL career goal, becoming the 52nd player in NHL history to reach this milestone.
- 1999, Feb. 3** The Coyotes unveil their new alternate or “third” jersey at Alice Cooper’s town in Phoenix. The team wore the new uniforms 10 times during the remainder of the regular season.
- 1999, May 18** Scottsdale voters overwhelmingly vote (63%) to support the Coyotes efforts to build a new arena as part of a 92-acre shopping mall redevelopment at Los Arcos by forming the “Los Arcos Multipurpose Facilities District.” With the victory, a second vote on the final redevelopment plan and financing is scheduled for Nov. 2, 1999.
- 1999, May 24** Jim Schoenfeld is relieved of his duties as head coach of the Coyotes.
- 1999, June 16** Bob Francis named head coach of the Coyotes in a press conference at the Scottsdale Princess.
- 1999, Sept. 27** The Coyotes host their first ever Cool Coyotes Field Trip when they play the San Jose Sharks in a preseason game. Over 16,000 elementary school students get to watch a free hockey game at America West Arena as part of their educational curriculum. The event is the largest kids event ever undertaken by the Coyotes.
- 1999, Oct. 26** Rick Tocchet plays in his 1,000th NHL game at Edmonton.
- 1999, Nov. 2** In a second arena election, voters in Scottsdale and the partnering cities of Fountain Hills and Guadalupe once again vote in strong favor (59%) of the Los Arcos project. The use of the “Los Arcos Multipurpose Facilities District” is approved as a development and financing mechanism to build a new arena for the Coyotes (and complete mall redevelopment) at the intersection of Scottsdale and McDowell Roads.
- 2000, Apr. 18** Coyotes owner Richard Burke signs a deal that gives Steve Ellman (the developer of the redevelopment project at Los Arcos) until June 30 to buy the team.
- 2000, May 26** Developer Steve Ellman makes \$10 million deposit to Richard Burke to begin purchase of team and announces Wayne Gretzky (the NHL’s all-time greatest player) will join the new Coyotes ownership group under Los Arcos Sports, LLC.
- 2000, June 2** Wayne Gretzky is introduced to the Arizona public at a national media gala held at the Scottsdale Princess. Steve Ellman announces he will accept the position of chairman of Los Arcos Sports, LLC. It is also announced that Gretzky will be the managing partner in charge of hockey operations and Shawn Hunter will be the president.
- 2000, Nov. 1** Goaltender Sean Burke earns the NHL Player of the Month for October. He posts a 7-1-1 record, 1.54 goals against average and .950 save percentage, helping the Coyotes to their best start in franchise history.
- 2000, Nov. 15** Brad May receives a 20-game suspension by the NHL for a slashing incident at Columbus on Nov. 11. The suspension is one of the longest in NHL history.
- 2000, Dec. 11** The NHL’s Board of Governors votes unanimously to approve the purchase of the Coyotes by the ownership group headed by Steve Ellman and Wayne Gretzky pending the closing of the transaction.
- 2000, Dec. 28** The NHL announces the completion date of the sale of the Coyotes is extended to Feb. 15 by mutual agreement of the parties involved.

- 2001, Feb. 15** The sale of the Coyotes is finalized as the new ownership group led by Steve Ellman, Wayne Gretzky, Jerry Moyes and Shawn Hunter purchase the team from former owner Richard Burke.
- 2001, Feb. 17** Bobby Smith is relieved of his duties as general manager. Cliff Fletcher replaces Smith as the team's executive vice-president and general manager.
- 2001, Feb. 21** The Coyotes officially welcome Wayne Gretzky to the organization with the "Welcome Wayne White Out" – the first-ever regular season White Out.
- 2001, Feb. 23** Jeremy Roenick scores his 400th NHL career goal at Buffalo, becoming only the 3rd U.S.-born player in NHL history to score 400 goals.
- 2001, Mar. 5** Nikolai Khabibulin is traded to Tampa Bay with Stan Neckar for Paul Mara, Mike Johnson, Ruslan Zainullin and a 2nd round pick in the 2001 NHL Entry Draft.
- 2001, Mar. 13** Keith Tkachuk is traded to St. Louis for Michal Handzus, Ladislav Nagy, Jeff Taffe and a 1st round pick in the 2002 Entry Draft.
- 2001, Apr. 11** Unable to come to an agreement with the City of Scottsdale for a new arena at Los Arcos, the Coyotes turn to the City of Glendale. The Glendale City Council votes to approve a new arena for the Coyotes at the intersection of the 101 Freeway and Glendale Avenue.
- 2001, Aug. 28** Michael Barnett is named general manager. Cliff Fletcher ascends to the role of senior executive vice president of hockey operations.
- 2001, Sept. 15** The Coyotes name Teppo Numminen Captain
- 2001, Oct. 18** Teppo Numminen plays in his 951st game with the franchise. He becomes the franchise's all-time games played leader, surpassing Thomas Steen's 950.
- 2001, Nov. 27** The Glendale City Council unanimously approves the final development agreement that paves the way for construction of the Coyotes' new state-of-the-art arena as part of a 223-acre, mixed-use project near Loop 101 and Glendale Avenue. The entire project, which will be developed by The Ellman Companies, will consist of up to six million square feet of retail, entertainment, dining, office and residential development.
- 2002, Mar. 3** Teppo Numminen plays in his 1,000th NHL game vs Columbus. He becomes the first player in franchise history to play in 1,000 Coyotes/Jets games.
- 2002, Mar. 20** Jim Lites is named president and chief operating officer taking over the role from Shawn Hunter.
- 2002, Apr. 1** For the second time in two seasons, goaltender Sean Burke earns the NHL's Player of the Month award. He posts a 9-1-0 record, 1.70 goals against average and .940 save percentage in the month of March.
- 2002, Apr. 3** A groundbreaking ceremony for the Coyotes new arena in Glendale is held at the intersection of the Loop 101 & Glendale Avenue. Team owners Steve Ellman, Jerry Moyes and Wayne Gretzky participate in the ceremony along with NHL Commissioner Gary Bettman, Glendale Mayor Elaine Scruggs, the Glendale City Council and Coyotes' players and staff.
- 2002, Apr. 12** Coyotes clinch a berth in the 2002 Stanley Cup playoffs with a completely re-tooled roster. Gone from the previous season are several NHL veterans including former All-Stars Nikolai Khabibulin, Keith Tkachuk and Jeremy Roenick.
- 2002, June 20** Bob Francis wins the Jack Adams Award as the NHL's coach of the year. His father Emile Francis twice won the Coach of the Year award, making them the first father-son coaching tandem in NHL history to win the award.
- 2002, July 10** Head coach Bob Francis agrees to a 4-year contract extension.
- 2002, Nov. 22** Play-by-play commentator Curt Keilback calls his 2,000th NHL game, all with the Coyotes/Jets organization, as the Coyotes play against Florida.
- 2002, Dec. 10** Doug Moss is named president and chief operating officer. He replaces Jim Lites, who vacated the position on Nov. 26.
- 2002, Dec. 26** Head coach Bob Francis becomes the franchise leader for the most games coached at Los Angeles as he surpassed John Paddock's record of 281.
- 2003, Jan. 8** Zac Bierk and Chicago's Michael Leighton become the first goaltenders in NHL history to both earn their first NHL career shutouts in the same game as the teams played to a 0-0 tie. In the game, Bierk makes 40 saves in his first start as a Coyote.
- 2003, Feb. 17** Jerry Moyes and Steve Ellman agree to contribute 100% of their respective ownership interest in both the Coyotes and the new 223-acre arena development project in Glendale to their new company, Coyotes Holdings, LLC. Moyes will own 60% and Ellman 40%. Moyes and Ellman will serve as co-chief executive officers, with Ellman continuing to serve as chairman and governor of the Coyotes.
- 2003, Mar. 6** Paul Ranheim plays in his 1,000th NHL game at St. Louis.
- 2003, Apr. 7** The Coyotes hold a "topping off" ceremony at the new Glendale Arena, marking the completion of vertical construction of the arena.
- 2003, July 22** Teppo Numminen is traded to the Dallas Stars in exchange for Mike Sillinger and a conditional draft choice. Numminen, who had played his entire 15-year NHL career with the Phoenix Coyotes/Winnipeg Jets organization, leaves the Coyotes as the franchise's all-time leader in games played (1,098) as well as defenseman goals (108), assists (426) and points (534).
- 2003, Sept. 3** In a ceremony held at Arizona Mills Mall, the Coyotes unveil their new logo and uniforms. Team owners Steve Ellman, Jerry Moyes and Wayne Gretzky along with several players are on hand for the announcement.
- 2003, Sept. 10** The Coyotes name Shane Doan Captain
- 2003, Dec. 27** After seven and a half seasons in the Valley, the Coyotes finally open their very own arena in Glendale. Before a "standing room only" crowd of 19,052 at Glendale Arena, the Coyotes lose to the Nashville Predators, 3-1.
- 2003, Dec. 31** The Coyotes notch their first-ever victory at Glendale Arena with a 4-0 shutout of the Los Angeles Kings.
- 2004, Jan. 9** Brian Boucher sets an NHL modern-era record with his fifth consecutive shutout, making 21 saves in a 2-0 win at Minnesota. Boucher also eclipsed another NHL modern-era record in the same game when he surpassed Bill Durnan's shutout sequence of 309:21 (set in 1948-49). Boucher's shutout sequence would finish at 332:01 when he allowed a goal at 6:16 of the 1st period against Atlanta on Jan. 11.
- 2004, Feb. 9** Sean Burke is traded to Philadelphia along with Branko Radivojevic and the rights to Ben Eager in exchange for Mike Comrie.
- 2004, Feb. 24** Bob Francis is relieved of his duties as head coach of the Coyotes. Rick Bowness takes over as interim head coach for the remainder of the season.
- 2004, Apr. 29** The Coyotes hold their first-ever Town Hall meeting for season ticket holders at Glendale Arena. Team executives Steve Ellman, Wayne Gretzky, Doug Moss, Cliff Fletcher and Mike Barnett answer questions for three and a half hours.
- 2004, Aug. 6** Brett Hull, the NHL's third all-time leading goal scorer, signs as a free agent.
- 2004, Aug. 10** The Coyotes temporarily un-retire No. 9 – which was retired by the franchise in honor of Hall of Famer Bobby Hull – so that Bobby Hull's son Brett Hull can wear No. 9 as a Coyote.
- 2004, Nov. 18** The Coyotes stage the first-ever "99 Hours of Hockey" event at Glendale Arena. Over 12,000 fans come out to watch a total of 55 hockey games including youth, high school, adult and university teams during the week-long event.
- 2005, Aug. 8** In the biggest announcement in franchise history, Wayne Gretzky is named head coach of the Coyotes. Gretzky, who becomes a head coach for the first time, continues in his role as managing partner in addition to his coaching duties. On the same day, he names Barry Smith, Rick Bowness and Rick Tocchet as his associate coaches.

- 2005, Oct. 5** Wayne Gretzky makes his regular season coaching debut as the Coyotes lose 3-2 at Vancouver.
- 2005, Oct. 8** Wayne Gretzky earns his first win as an NHL head coach as the Coyotes defeat the Minnesota Wild 2-1 in the club's home opener.
- 2005, Oct. 8** In a ceremony at Glendale Arena, the team unveils the Coyotes Ring of Honor with Wayne Gretzky (No. 99) and Bobby Hull (No. 9) as the initial members.
- 2005, Oct. 15** Brett Hull announces his retirement after 19 NHL seasons. A future Hockey Hall of Famer, Hull leaves as the NHL's active goal-scoring leader with an amazing 741 goals, which also ranks third on the NHL's all-time goal scoring list (trailing only Wayne Gretzky's 894 and Gordie Howe's 801).
- 2005, Oct. 27** Curtis Joseph earns his 400th NHL victory in a 3-2 win over Calgary.
- 2005, Nov. 8** Yanick Lehoux scores a goal on his first NHL shift just 65 seconds into his NHL debut. The goal is the fastest goal ever by a Coyotes/Jets player making his NHL debut.
- 2006, Jan. 21** Former Winnipeg Jet Thomas Steen and his retired No. 25 officially join Wayne Gretzky's No. 99 and Bobby Hull's No. 9 in the Coyotes Ring of Honor in a ceremony at Glendale Arena. Steen, who played his entire 14-year NHL career with the Jets, is in attendance.
- 2006, Apr. 8** Geoff Sanderson plays in his 1,000th NHL game vs. Dallas.
- 2006, Apr. 13** Jerry Moyes and Steve Ellman announce an agreement for Moyes to assume majority ownership control of the Phoenix Coyotes, Glendale Arena and Arizona Sting (NLL) while Ellman assumes majority ownership control of the Westgate City Center development. Wayne Gretzky retains his ownership interest in both ventures. Jeff Shumway is named chief executive officer for the Coyotes.
- 2006, May 31** Wayne Gretzky signs a 5-year contract extension to remain as head coach of the Coyotes through the 2010-11 season.
- 2006, Oct. 5** Coyotes kick off the "Decade in the Desert" season with 6-3 win over New York Islanders at Glendale Arena. Steven Reinprecht posts career-high five points with a goal and four assists in the victory.
- 2007, Jan. 4** Curtis Joseph makes 29 saves in a 2-0 shutout of the Carolina Hurricanes to garner his 438th career victory and surpass Hall of Famer Jacques Plante for fifth place on the NHL's all-time wins list.
- 2007, Feb. 15** In his 11th season with the franchise, captain Shane Doan signs a five-year contract extension with the Coyotes. Doan ranks in the top five in franchise history in goals, assists, and games played.
- 2007, Apr. 5** Former Winnipeg Jet Dale Hawerchuk and his retired No. 10 officially join Wayne Gretzky's No. 99, Bobby Hull's No. 9 and Thomas Steen's No. 25 in the Coyotes Ring of Honor in a ceremony at Glendale Arena.
- 2007, Apr. 10** Associate coach Barry Smith resigns to accept head coaching/director of hockey operations position with SKA St. Petersburg.
- 2007, Apr. 11** Senior Executive Vice President of Hockey Operations Cliff Fletcher, General Manager Michael Barnett and Assistant General Manager Laurence Gilman are relieved of duties.
- 2007, May 29** Don Maloney becomes the 7th general manager in franchise history.
- 2007, July 18** Brad Treliving signs multi-year contract to become assistant general manager.
- 2007, Sept. 15** Coyotes unveil their redesigned, RBK Edge uniforms.
- 2007, Nov. 17** Goaltender Ilya Bryzgalov is claimed off waivers from the Anaheim Ducks and posts a 1-0 shutout over the Los Angeles Kings in his Coyotes debut the very same day.
- 2008, Jan. 23** Ilya Bryzgalov signs a three-year contract with the Coyotes.
- 2008, Feb. 18** Wayne Gretzky records his 100th career win as head coach of the Coyotes with a 4-0 win over Los Angeles.
- 2008, Mar. 1** Shane Doan scores his 20th goal of the season, giving him eight consecutive 20-goal seasons.
- 2008, Apr. 3** Kyle Turris, the third overall pick in the 2007 NHL Entry Draft, makes his Coyotes debut.
- 2008, July 10** Doug Sulliman is hired as Assistant Coach.
- 2008, Nov. 28** Coyotes unveil their new black third jerseys in a 2-1 win over the Colorado Avalanche.
- 2009, Mar. 12** Shane Doan plays in his 951st career game, all with the Coyotes, to move into second place on the franchise's all-time list.
- 2009, Apr. 1** AI Montoya becomes the first goalie in franchise history to record a shutout in his NHL debut, backstopping the Coyotes to a 3-0 win over Colorado.
- 2009, Sept. 21** Dave King hired as assistant coach.
- 2009, Sept. 24** Wayne Gretzky announces his resignation as head coach and director of hockey operations of the Phoenix Coyotes.
- 2009, Sept. 24** Dave Tippett is introduced as the 17th head coach in franchise history.
- 2009, Oct. 3** Coyotes open 2009-10 season with a 6-3 win at Los Angeles in Dave Tippett's first game as head coach of the team.
- 2009, Oct. 10** In the team's Home Opener, a 2-0 loss to Columbus, the Coyotes hold a "Welcome Back WhiteOut" in the first WhiteOut of any kind at Jobing.com Arena
- 2009, Dec. 17** Shane Doan plays in his 1,000th career NHL regular season game in a 2-1 shootout win at Columbus. Doan becomes the second player in franchise history to reach 1,000 games, joining only Teppo Numminen, as well as the 42nd player in NHL history to reach 1,000 games with one franchise and the 24th player to attain the milestone with the team that drafted him.
- 2009, Dec. 29** The Coyotes defeat the Vancouver Canucks, 3-2 in a shootout, to win their 10th consecutive home game, setting a new franchise record for longest home winning streak. The 10-game home winning streak began with a 3-1 win over Philadelphia on Nov. 21.
- 2010, Jan. 30** Defenseman Teppo Numminen's No. 27 is inducted into the Coyotes Ring of Honor in a pre-game ceremony, joining Wayne Gretzky's No. 99, Bobby Hull's No. 9, Dale Hawerchuk's No. 10 and Thomas Steen's No. 25.
- 2010, Mar. 6** Ilya Bryzgalov shuts out Anaheim, 4-0, to earn his 34th win of the season and set a new franchise record for most wins by a goaltender in a single season. Bryzgalov would finish the 2009-10 campaign with 42 victories.
- 2010, Mar. 18** The Coyotes set a new franchise record by winning their 44th game of the season with a 4-3 shootout win at Florida.
- 2010, Mar. 21** The Coyotes beat the Dallas Stars, 4-3 in a shootout, to win their ninth straight game, tying the franchise record for longest winning streak while also setting a new franchise mark for most points in a season (97).
- 2010, Mar. 27** Phoenix defeats Colorado by a 6-2 score to notch the first-ever 100-point season in franchise history. Earlier in the day, the Coyotes clinched their first playoff berth since 2002.
- 2010, Apr. 8** With a 3-2 shootout victory at Los Angeles, the Coyotes improve to 50-25-6 on the season, marking the first 50-win season in franchise history. Phoenix would finish the 2009-10 regular season at 50-25-7 for 107 points, making them the fourth seed in the Western Conference for the Stanley Cup Playoffs
- 2010, Apr. 14** The Coyotes host the Detroit Red Wings for Game 1 of their Western Conference Quarterfinal series in the first-ever playoff game at Jobing.com Arena in Glendale and come away with a 3-2 victory.
- 2010, Apr. 27** The most successful season in Coyotes/Jets franchise history comes to an end as the Red Wings defeat the Coyotes 6-1 in Game 7 of their playoff series.
- 2010, June 3** GM Don Maloney receives the inaugural NHL General Manager of the Year Award
- 2010, June 23** At the 2010 NHL Awards in Las Vegas, Dave Tippett wins the Jack Adams Award, Shane Doan receives the King Clancy Memorial Trophy and Ilya Bryzgalov finishes as the runner-up for the Vezina Trophy while being named to the 2009-10 NHL Second All-Star Team

- 2010, June 30** Chief Financial Officer Mike Nealy is promoted to Chief Operating Officer, replacing President and Chief Operating Officer Douglas Moss, who had served in that role since 2002
- 2010, Oct. 9** The Coyotes open the 2010-11 regular season in Prague, Czech Republic against the Boston Bruins as part of Compuware NHL Premiere
- 2010, Oct. 16** Phoenix hosts the Detroit Red Wings in the home opener in a rematch of the 2010 Western Conference Quarter-final
- 2010, Nov. 3** Ed Jovanovski records the first hat trick by a defenseman in the history of the franchise against the Nashville Predators
- 2010, Dec. 26** Ed Jovanovski plays in his 1,000th career NHL regular season game in a 1-0 shutout win at Dallas. Jovanovski becomes only the third player in franchise history to reach 1,000 games joining Shane Doan and Teppo Numminen
- 2011, Jan. 13** The Coyotes win their 1,000 game in Winnipeg/Phoenix franchise history defeating the Toronto Maple Leafs 5-1.
- 2011, Jan. 25** Defenseman Keith Yandle is selected to the 2011 All-Star game in Raleigh, N.C.
- 2011, Jan. 31** Keith Yandle is named the NHL's Second Star for the month of January. Yandle tallied 17 points, recording three goals and 14 assists in 14 games as the Coyotes went 8-4-2 in January. He registered points in 11 of 14 games, closing the month with a nine-game point streak – the league's longest active streak at the All-Star break.
- 2011, Feb. 23** Shane Doan becomes the new franchise leader in all-time games played (1,119), passing former captain and teammate Teppo Numminen.
- 2011, Mar. 20** Defenseman Adrian Aucoin plays in his 1,000th career NHL regular season game in a 2-1 loss vs. Chicago. Aucoin becomes only the fourth player in franchise history to reach 1,000 games joining Ed Jovanovski, Shane Doan and Teppo Numminen.
- 2011, Mar. 22** The Coyotes won their 40th game of the season defeating the Blues 2-1 at Jobing.com Arena; it marked the first time in franchise history the team recorded two consecutive seasons with 40+wins (franchise record 52 in 09/10).
- 2011, Apr. 8** Ilya Bryzgalov becomes the franchise's all-time winningest goaltender recording his 130th victory as a member of the Coyotes, defeating the Sharks 4-3.
- 2011, Apr. 18** The Coyotes host the Detroit Red Wings in Game 3 of the 2011 Western Conference Quarter-Final.
- 2011, Oct. 15** Phoenix hosts the re-born Winnipeg Jets in its 2011-12 home opener, defeating the Jets 4-1
- 2011, Oct. 25** Shane Doan scores his 300th career NHL goal versus the Dallas Stars
- 2011, Dec. 1** Phoenix visits Winnipeg to face the Jets - first regular season meeting since leaving in 1996
- 2011, Dec. 23** Keith Tkachuk is inducted into the Coyotes' Ring of Honor
- 2012, Jan. 7** Shane Doan records his first career NHL hat trick versus the N.Y. Islanders (5-1)
- 2012, Jan. 18** Keith Yandle is selected to his second consecutive NHL All-Star Game (Ottawa, Ont.)
- 2012, Feb. 11** Jeremy Roenick is inducted into the Coyotes' Ring of Honor
- 2012, Feb. 28** The Coyotes finish the month of February as the NHL's hottest team (11-0-1)
- 2012, Mar. 1** Mike Smith is named the NHL's First Star of the Month (February)
- 2012, Mar. 25** Derek Morris appears in his 1,000th career NHL game versus the St. Louis Blues
- 2012, Mar. 31** Ray Whitney collects his 1,000th NHL point (assist) versus the Anaheim Ducks
- 2012, Apr. 3** Mike Smith stops an NHL-record 54 shots in a shutout victory against the Columbus Blue Jackets
- 2012, Apr. 7** The Coyotes defeat the Minnesota Wild capturing their first division title in franchise history
- 2012, Apr. 8** Mike Smith named the NHL's First Star of the Week for Apr. 2-8
- 2012, Apr. 12** Phoenix hosts the Chicago Blackhawks in Game 1 of the Western Conference Quarter-final
- 2012, Apr. 23** The Coyotes defeat the Blackhawks 4 games to 2, securing their first postseason series victory since the franchise moved to Phoenix in 1996
- 2012, Apr. 27** Phoenix hosts the Nashville Predators in Game One of the Western Conference Semi-final
- 2012, May 7** The Coyotes defeat the Predators 4 games to 1, advancing to their first Conference Final in franchise history
- 2012, May 13** The Coyotes host the Los Angeles Kings in Game One of the Western Conference Final
- 2012, May 22** The Coyotes lose to the Kings in five games (4-1) in the Western Conference Final
- 2012, June 21** Shane Doan receives the 2011-12 Mark Messier Leadership Award
- 2012, June 21** Ray Whitney named to the NHL's Second All-Star Team
- 2012, July 10** Sean Burke signed to a multi-year contract extension; named Assistant to the General Manager
- 2012, Sept. 14** Shane Doan re-signed to a four-year contract
- 2013, Jan. 20** The Coyotes raise their 2011-12 Pacific Division Championship banner prior to the 2012-13 home opener against the Chicago Blackhawks
- 2013, Jan. 20** Shane Doan played in his 1,200th career NHL game versus the Chicago Blackhawks
- 2013, Mar. 4** Shane Doan records his 800th career point versus the Anaheim Ducks
- 2013, Mar. 15** Oliver Ekman-Larsson signs six-year contract extension
- 2013, Mar. 28** Steve Sullivan appeared in his 1,000th career NHL game versus the Nashville Predators
- 2013, May 24** General Manager Don Maloney agreed to a long-term contract extension
- 2013, June 13** Assistant General Manager Brad Treliving agreed to a multi-year contract extension
- 2013, June 21** Head Coach Dave Tippett agreed to a long-term contract extension
- 2013, June 30** Mike Smith agreed to a six-year contract
- 2013, July 10** Newell Brown hired as assistant coach
- 2013, Aug. 6** IceArizona completed its purchase and assumes control of the franchise from the NHL. George Gosbee is named Coyotes Executive Chairman and Governor. Anthony LeBlanc is named Alternate Governor.
- 2013, Nov. 2** Dave Tippett becomes the all-time winningest coach in franchise history with his 166th career win with the Coyotes, a 3-2 shootout victory against the San Jose Sharks
- 2013, Dec. 10** Antoine Vermette appeared in his 700th career NHL game against the Colorado Avalanche
- 2014, Jan. 28** Shane Doan records his 500th career NHL assist versus the Los Angeles Kings
- 2014, Mar. 13** Shane Doan appeared in his 1,300th career NHL game against the Boston Bruins
- ARIZONA COYOTES (2014–Present)**
- 2014, June 27** The franchise is officially renamed the Arizona Coyotes at the 2014 NHL Entry Draft at the Wells Fargo Center in Philadelphia, Pa.
- 2014, July 3** Darcy Regier signed to a multi-year contract to serve as Senior Vice President & Assistant General Manager
- 2014, Sept. 10** Jobing.com Arena renamed Gila River Arena
- 2014, Nov. 29** Dave Tippett coaches in his 400th game with the Coyotes
- 2014, Dec. 20** Dave Tippett coaches in his 900th game as an NHL head coach
- 2014, Dec. 31** Andrew Barroway's agreement to purchase 51% of the franchise is approved by the NHL Board of Governors


- 2015, Jan. 25** Defenseman Oliver Ekman-Larsson is selected to the 2015 All-Star game in Columbus, Ohio 2015, February 28 Antoine Vermette is traded to Chicago in exchange for Klas Dahlbeck and a 1st round draft choice in the 2015 Entry Draft
- 2015, March 1** Keith Yandle is traded to the NY Rangers along with Chris Summers and a 4th round draft choice in the 2016 Entry Draft in exchange for Anthony Duclair, John Moore, a 1st round draft choice in the 2016 Entry Draft and a 2nd round draft choice in the 2015 Entry Draft
- 2015, March 2** Zbynek Michalek is traded to St. Louis in exchange for Maxim Letunov and a conditional 3rd round draft choice in the 2015 Entry Draft
- 2015, March 5** The Coyotes wear the franchise's black Kachina original jerseys that the team wore from 1996 – 2003 on Throwback Night vs. the Vancouver Canucks
- 2015, April 18** Arizona wins the 3rd overall selection in the 2015 NHL Entry Draft at the Draft Lottery in Toronto, Ont.
- 2015, June 1** John Chayka is named Assistant General Manager, Analytics and Chris O'Hearn is appointed Assistant General Manager, Hockey Operations
- 2015, June 26** Arizona selects center Dylan Strome of the Erie Otters (OHL) with the 3rd overall choice in the 2015 NHL Entry Draft
- 2015, June 26** Connor Murphy, Max Domi, Brendan Perlini and Christian Dvorak unveil the Coyotes' new home and away jerseys and uniforms in the team's first major uniform change since 2003.
- 2015, July 1** Antoine Vermette agreed to a two-year contract
- 2015, July 8** John Slaney is hired as an Assistant Coach
- 2015, Oct. 9** Max Domi became the 8th player in franchise history to record a multi-point game in his NHL debut with the team and also became the ninth Coyotes rookie to score a goal in his first NHL game.
- 2015, Oct. 12** Mike Smith is named the NHL's Third Star of the Week (Oct. 7- Oct. 11)
- 2015, Oct. 17** Shane Doan records his 900th career point versus the Boston Bruins
- 2015, Nov. 27** Dave Tippett became the 22nd NHL coach to win 500 games
- 2015, Dec. 31** Shane Doan sets the franchise all-time goals mark with his 380th career goal coming in the 1st period of the Coyotes' 4-2 victory over the Winnipeg Jets
- 2016, Jan. 4** Shane Doan is named the NHL's Second Star of the Week for scoring five goals in three games (Dec. 28- Jan. 3)
- 2016, Feb. 1** Louis Domingue is named the NHL's Rookie of the Month (January)
- 2016, Feb. 2** Dave Tippett coaches in his 1,000th career NHL game versus the Los Angeles Kings
- 2016, Feb. 12** Shane Doan sets the franchise all-time points (930) and power play goals (123) record in the Coyotes' 4-1 win over the Calgary Flames.
- 2016, Mar. 24** Oliver Ekman-Larsson sets the NHL's all-time single season game-winning goals record by a defenseman by recording his eighth game-winning goal vs. the Dallas Stars
- 2016, Apr. 11** General Manager Don Maloney is relieved of his duties
- 2016, Apr. 30** The Coyotes receive the seventh pick in the NHL Draft Lottery.
- 2016, May 5** John Chayka is named the eighth General Manager in Coyotes history. Dave Tippett agrees to a five-year contract extension and is named Executive Vice President of Hockey Operations/ Head Coach. Alternate Governor Gary Drummond is named President of Hockey Operations.
- 2016, June 22** Alex Goligoski agrees to a five-year contract
- 2016, Aug. 16** Radim Vrbata returns to the Coyotes on a one-year contract
- 2016, Dec. 3** Mike Smith set a franchise record by making 58 saves and facing 60 shots in the Coyotes 3-2 shootout loss to the Columbus Blue Jackets
- 2016 Dec. 23** Shane Doan became the 17th player in NHL history to skate in 1,500 games and the 93rd player in NHL history to score 400 career NHL goals in Arizona's 4-1 loss to the Toronto Maple Leafs
- 2017, Jan 10** Goaltender Mike Smith is selected to the 2017 NHL All-Star game in Los Angeles, CA.
- 2017, Feb. 18** The Coyotes announced their All-Time Starting Six roster as voted by the fans. Shane Doan, Jeremy Roenick and Keith Tkachuk were selected as forwards while Oliver Ekman-Larsson and Teppo Numminen were chosen as defensemen. Mike Smith was named as the goaltender.
- 2017, Feb. 26** Radim Vrbata recorded his 600th career NHL point by scoring the game-winning goal with 18 seconds left in the game in a 3-2 Coyotes win over the Buffalo Sabres
- 2017, Mar 9** Radim Vrbata became the 308th player in NHL history to skate in 1,000 career NHL games
- 2017, Mar 13** Goaltender Mike Smith posted his 22nd shutout with Arizona by blanking the Colorado Avalanche 1-0 to set the franchise's all-time shutout record
- 2017, May 18** Steve Sullivan is named Assistant General Manager
- 2017, May 24** Craig Cunningham is added as a pro scout
- 2017, June 17** Mike Smith is traded to Calgary in exchange for defenseman Brandon Hickey, goaltender Chad Johnson and a conditional third round draft choice
- 2017, June 20** The NHL and Adidas unveiled the new ADIZERO Authentic NHL jerseys and uniforms for all 31 NHL teams, including the Coyotes.
- 2017 June 22** Head coach Dave Tippett and the Coyotes mutually part ways
- 2017 June 23** The Coyotes acquired center Derek Stepan and goaltender Antti Raanta from the New York Rangers in exchange for defenseman Anthony DeAngelo and Arizona's first round draft choice
- 2017 June 23** The Coyotes acquired defenseman Niklas Hjalmarsson from Chicago in exchange for defenseman Connor Murphy and forward Laurent Dauphin
- 2017 June 23** Arizona selects defenseman Pierre-Olivier Joseph 23rd overall in the 2017 NHL Draft.
- 2017 July 11** Rick Tocchet is introduced as the 18th head coach in franchise history.
- 2017 July 12** Steve Patterson is introduced as the Coyotes new President and CEO.
- 2017 July 12** John Chayka was promoted to President of Hockey Operations and General Manager.
- 2017 July 26** John MacLean and Scott Allen are introduced as the new assistant coaches.
- 2017 Sept 17** Acquired defenseman Jason Demers from the Florida Panthers in exchange for forward Jamie McGinn.

WINNIPEG JETS



Joe Daley

**1979-80:** When the Winnipeg Jets joined the National Hockey League in 1979, they made their debut in new jerseys that were white with a wide blue stripe and two thin red stripes that ran from the collar over the outer arm to the wrist. The logo was the word “JETS” spelled out inside a circle. The “J” in Jets was represented by a hockey stick. A smaller circle with the outline of a commercial jet airliner found itself in the hook of the “J.” Underneath “Jets” was the word “Winnipeg” spelled out. The logo had been with the team for three AVCO Cup Championships in the World Hockey Association and would remain with the team as the transition was made from WHA to NHL.



Bobby Hull

**1987-88:** The Jets made an addition to their uniform to acknowledge the official charity of the Winnipeg Jets, the Winnipeg Jets Goals for Kids Foundation. The Jets placed a Goals For Kids shoulder patch on the existing uniform to recognize the work that the Goals For Kids Foundation did to benefit the children of Manitoba.



Dale Hawerchuk


**1990-91:** The Jets came up with a new logo and uniform, “emblematic of a new era of professional hockey in Winnipeg.” The new logo depicted a circle with the words “Winnipeg Jets” written in a slanted fashion to show speed, and a shadow of a jet plane with a trail of vapor going through the word “Jets.” The “J” in “Jets” is once again portrayed as a hockey stick. The new jerseys were white with a wide blue stripe in the middle of two thin red stripes (touching each other) circling the elbows of the sleeves and at the waist. The road jerseys reversed the blue and the white from the home jerseys.



Shane Doan

**1995-96:** As the team played its last season in Winnipeg as the Jets, the last 10 games of the regular season and the playoffs saw the addition of a commemorative “Season to Remember” patch added to the right breast of both the home and road jerseys.

ARIZONA COYOTES



**1996-97:** With the dawn of a new era as the Phoenix Coyotes, it was time for a new uniform and logo to represent the team. The logo depicted a Kachina style coyote standing upright with a hockey stick; the most striking feature was the mask drawn in the Southwestern style to show off the team's new colors: forest green, brick red, sand, sienna, and purple. The home jersey was predominantly white with green and black accent colors and brick pattern borders around the elbows of the sleeves and waist. The road jersey's main color was black with accent colors of brick red and green. A shoulder patch recognized the Phoenix Coyotes Goals For Kids Foundation while the club's secondary logo (a purple circle with a white "C" moon inside, intersected by the words "Phoenix Coyotes") occupied the other shoulder. The new uniform was completed with matching socks and solid black pants.

**1998-99:** The Coyotes decided to further extend the team's identity by adding a third uniform. A true expression of the American Southwest, this alternate jersey first appeared mid-season (Feb. 6, 1999). The large Coyote head served as the primary logo with the trim of the jersey revealing a desert scene at night with two saguaro cacti in the foreground and the Coyote moon rising over the desert mountain landscape. A desert-dwelling nocturnal lizard known as the gecko decorated each shoulder. Matching socks and solid black pants finished the uniform.

**2003-04:** With the opening of their new arena in Glendale, the time had come for a new set of logos and uniforms to reflect the aggressiveness and excitement of Coyotes hockey in the new arena while maintaining ties to seven years of Arizona history. The official Coyotes colors were now brick red, desert sand and black – three colors that were all included in the original Coyotes logo. The logos, uniforms and arena all predominantly feature the brick red color. The primary logo is an aggressive coyote howling at the moon that contains key elements carried over from the original logo including the two-tone face with zig-zag black markings down the middle of the logo, three pieces of mane leading down to the neck and triangular markings in the ear and chin. Additionally, the Coyotes logo includes four triangles (also borrowed from the original logo) across the bridge of the snout, representative of the Four Peaks. There are two secondary logos: a representation of Arizona featuring the letters "PHX" underneath a striped pattern that mirrors the state flag and a new version of the desert crescent moon with a slightly altered geometric shape as well as new colors. The uniforms have a traditional hockey feel and feature the primary Coyotes logo on the chest along with the secondary "PHX" patch on the right shoulder. The home jersey is predominantly brick red with a white, three-stripe pattern on the arms and at the waist, and also features a lace-up collar. The road jersey is predominantly white with the same striping pattern as the home jersey featured in brick red but includes a V-shaped collar instead of laces.

**2007-08:** Along with the entire NHL, the Coyotes switched to a new, technologically-advanced uniform featuring fabrics that were more form fitting and aerodynamic as well as breathable and water-repellant. Lighter fabric and stretch material resulted in more comfort and freedom of movement for the players. Brick red covered the shoulders on the white jerseys to give the state of the art uniform a retro look. On both the dark and white jerseys, striping was removed from the bottom, a lace-up collar was featured, and the "PHX" patch was moved from the right to left shoulder.

**2008-09:** The Coyotes introduced a black third jersey and wore them for the first time on Nov. 28, 2008 when the team hosted the Colorado Avalanche. The goal of the initiative was to create a new look that gave Coyotes fans elements they hadn't seen in the uniform before. A leaping coyote logo - a full body interpretation of the Coyotes crest - was selected for the new alternate jersey, aggressively leaping forward depicting the athletic, determined nature of NHL hockey. Two new Coyotes alternate logos were also introduced to accompany the classic Coyotes crest and leaping coyote, including a new "Phoenix Coyotes" script word mark and Coyotes paw print. The new script word mark provided a traditional look, while the Coyotes paw print design symbolized the unity of the Coyotes pack. The black jersey was accented with brick red and desert sand, the Coyotes' official colors.

**2014-15:** With the franchise officially renamed the Arizona Coyotes on June 27, the team's jerseys now featured a left shoulder patch with 'AZ'.

**2015-16:** In the franchise's first major uniform overhaul since 2003, the Coyotes unveiled new home and away jerseys and uniforms as well as a new secondary logo prior to the 2015-16 season. The body of the Coyotes home and away jerseys remains unchanged but the new jerseys feature an original sleeve stripe designed to connect with Arizona's distinctive striated landscape. These bold sleeves, along with a striking black pant, will be worn both at home in Glendale and on the road. The new red jersey shoulder patch features a coyote's paw "A" mark, an icon built for Arizona's hockey fans; while the white jersey shoulder will carry an updated "AZ" mark, connecting back to the new word mark. Finally, a uniquely Southwestern pattern in the jersey's neckline connects the Coyotes to the legacy of Arizona. This updated uniform features Reebok's latest technological innovations and represents an industry leading commitment to the best for the athlete.

**2017-18:** The National Hockey League (NHL) and adidas unveiled the new ADIZERO Authentic NHL jerseys and uniforms for all 31 NHL teams, including the Arizona Coyotes. At the forefront of innovation, design and craftsmanship, the new ADIZERO Authentic NHL jersey takes the hockey uniform system and hockey jersey silhouette to the next level by redefining fit, feel and lightweight construction. Featuring new cresting materials and construction technology, the ADIZERO Authentic NHL jersey reduces crest weight by up to 46%, while a single layer perforated numbering system reduces number weight by up to 60%, in order to deliver a new jersey that is up to 19% lighter when compared to the current NHL Jersey. The ADIZERO Authentic NHL jersey features adidas Clima technology in each of the jersey fabrics to deliver breathability and enhanced performance. Combining moisture management technology and a streamlined silhouette to maximize air flow circulation with materials that are up to 133% more permeable than fabrics currently used on ice allows athletes to be cooler. Constructed for durability, the ADIZERO Authentic NHL jersey fabrics are up to 27% stronger in burst testing and up to 72% tougher in abrasion testing compared to the current NHL jersey.



Teppo Numminen



Paul Mära



Mike Smith



Shane Doan



Zbynek Michalek



Shane Doan



Max Domi



- 1**  
Pierre Hamel..... 1979-80 to 1980-81  
Brian Hayward..... 1982-83 to 1985-86  
Mike O'Neill ..... 1991-92 to 1993-94  
Parris Duffus ..... 1996-97 to 1996-97  
Sean Burke..... 1999-00 to 2003-04  
Brent Johnson ..... 2003-04 to 2003-04  
Mike Morrison ..... 2006-07 to 2006-07  
David Aebischer ..... 2007-08 to 2007-08  
Jason LaBarbera..... 2009-10 to 2012-13  
Thomas Greiss ..... 2013-14 to 2013-14

- 2**  
Mike Amodeo ..... 1979-80 to 1979-80  
Moe Mantha ..... 1980-81 to 1983-84  
Dave Ellett ..... 1984-85 to 1990-91  
Boris Mironov ..... 1993-94 to 1993-94  
Neil Wilkinson ..... 1994-95 to 1995-96  
Norm Maciver ..... 1995-96 to 1995-96  
Murray Baron ..... 1996-97 to 1997-98  
Bryan Helmer ..... 1998-99 to 1998-99  
David Cullen ..... 2000-01 to 2000-01  
Todd Simpson ..... 2000-01 to 2002-03  
Todd Reirden ..... 2003-04 to 2003-04  
Derek Morris ..... 2003-04 to 2003-04  
Keith Ballard ..... 2005-06 to 2007-08  
Ken Klee ..... 2008-09 to 2008-09  
Jim Vandermeer ..... 2009-10 to 2009-10  
David Rundblad ..... 2011-12 to 2013-14  
Nicklas Grossmann . 2015-16 to 2015-16  
Luke Schenn ..... 2016-17 to 2016-17

- 3**  
Al Cameron ..... 1979-80 to 1979-80  
Ross Cory ..... 1979-80 to 1980-81  
Tim Watters ..... 1981-82 to 1981-82  
Bryan Maxwell ..... 1981-82 to 1983-84  
Robert Picard ..... 1983-84 to 1985-86  
Dan McFall ..... 1985-86 to 1985-86  
Bryan Marchment ... 1988-89 to 1990-91  
Dean Kennedy ..... 1991-92 to 1991-92  
Sergei Bautin..... 1992-93 to 1993-94  
Dave Manson ..... 1993-94 to 1994-95  
Brent Thompson..... 1995-96 to 1996-97  
Keith Carney ..... 1997-98 to 2000-01  
Bryan Helmer ..... 2003-04 to 2003-04  
Denis Gauthier..... 2005-06 to 2005-06  
Keith Yandle ..... 2006-07 to 2014-15

- 4**  
Lars-Erik Sjoberg .... 1979-80 to 1979-80  
Barry Legge ..... 1980-81 to 1981-82  
Wade Campbell ..... 1982-83 to 1985-86  
Bengt Lundholm ..... 1985-86 to 1985-86  
Fredrik Olausson ..... 1986-87 to 1993-94  
Stephane Quintal..... 1993-94 to 1994-95  
Dave Manson ..... 1995-96 to 1996-97  
Gerald Diduck ..... 1996-97 to 1998-99  
Lyle Odelein ..... 1999-00 to 1999-00  
Ossi Vaananen..... 2000-01 to 2003-04  
Zbynek Michalek ..... 2005-06 to 2009-10  
2012-13 to 2014-15  
2015-16 to 2016-17

- 5**  
Craig Norwich ..... 1979-80 to 1979-80  
Barry Legge ..... 1980-81 to 1980-81  
Danny Geoffrion ..... 1980-81 to 1981-82  
Bobby Dollas ..... 1983-84 to 1985-86  
Guy Gosselin ..... 1987-88 to 1987-88  
Todd Fliche ..... 1989-90 to 1989-90  
Kent Paynter ..... 1991-92 to 1991-92  
Igor Ulanov ..... 1992-93 to 1994-95  
Deron Quint ..... 1995-96 to 1999-00  
Kirill Safronov ..... 2001-02 to 2001-02

- Drake Berehowsky.. 2001-02 to 2002-03  
David Tanabe ..... 2003-04 to 2005-06  
Jamie Rivers ..... 2005-06 to 2005-06  
Matt Jones ..... 2006-07 to 2007-08  
Chris Summers ..... 2010-11 to 2010-11  
Connor Murphy ..... 2013-14 to 2016-17

- 6**  
Barry Melrose ..... 1979-80 to 1980-81  
Barry Legge ..... 1980-81 to 1981-82  
Jim Kyte ..... 1983-84 to 1988-89  
Phil Housley ..... 1990-91 to 1992-93  
Wayne McBean ..... 1993-94 to 1993-94  
Oleg Tverdovsky ..... 1995-96 to 1995-96  
Dallas Eakins ..... 1995-96 to 1996-97  
Jayson More ..... 1996-97 to 1997-98  
Jamie Huscroft ..... 1998-99 to 1998-99  
Joel Bouchard ..... 2000-01 to 2000-01  
Matthew Spiller ..... 2003-04 to 2005-06  
Brendan Bell ..... 2006-07 to 2007-08  
David Schlemko ..... 2008-09 to 2014-15  
Jakob Chychrun ..... 2016-17 to 2016-17

- 7**  
Scott Campbell ..... 1979-80 to 1980-81  
Tim Watters ..... 1981-82 to 1987-88  
Brent Ashton ..... 1988-89 to 1991-92  
Petri Skriko ..... 1991-92 to 1991-92  
Keith Tkachuk ..... 1991-92 to 2000-01  
Deron Quint ..... 2002-03 to 2002-03  
Ivan Novoseltsev ..... 2003-04 to 2003-04  
Mike Leclerc ..... 2005-06 to 2005-06  
**RECOGNIZED in honor of Keith Tkachuk,  
Dec. 23, 2011**

- 8**  
Jimmy Mann ..... 1979-80 to 1983-84  
Randy Carlyle ..... 1983-84 to 1992-93  
Teemu Selanne..... 1994-95 to 1995-96  
Jim Johnson ..... 1996-97 to 1997-98  
Daniel Briere ..... 1998-99 to 2002-03  
Daniel Cleary ..... 2003-04 to 2003-04  
Geoff Sanderson ..... 2005-06 to 2005-06  
Niko Kapanen ..... 2006-07 to 2006-07  
Scottie Upshall ..... 2008-09 to 2010-11  
Gilbert Brule ..... 2011-12 to 2011-12  
2013-14 to 2013-14  
Matthew Lombardi ..... 2012-13 to 2012-13  
Tobias Rieder ..... 2014-15 to 2016-17

- 9**  
Bobby Hull ..... 1979-80 to 1979-80  
Doug Small ..... 1980-81 to 1987-88  
Brett Hull ..... 2005-06 to 2005-06  
**RECOGNIZED in honor of Bobby Hull,  
Feb. 19, 1989. Temporarily unretired for  
Brett Hull in 2005.**  
Sam Gagner ..... 2014-15 to 2014-15  
Viktor Tikhonov ..... 2015-16 to 2015-16

- 10**  
Peter Sullivan ..... 1979-80 to 1980-81  
Dale Hawerchuk ..... 1980-81 to 1989-90  
Alexei Zhamnov ..... 1992-93 to 1995-96  
Brad McCrimmon ..... 1996-97 to 1996-97  
Oleg Tverdovsky ..... 1997-98 to 1998-99  
Trevor Letowski ..... 1999-00 to 2001-02  
Denis Pederson ..... 2001-02 to 2001-02  
Tony Amonte ..... 2002-03 to 2002-03  
**RECOGNIZED in honor of Dale  
Hawerchuk, Apr. 5, 2007**  
Martin Erat ..... 2013-14 to 2014-15  
Anthony Duclair ..... 2015-16 to 2016-17

- 11**  
Hilliard Graves ..... 1979-80 to 1979-80  
Murray Eaves ..... 1980-81 to 1980-81

- Scott Arniel ..... 1981-82 to 1985-86  
Gilles Hamel ..... 1986-87 to 1987-88  
Paul Fenton ..... 1988-89 to 1990-91  
Scott Arniel ..... 1990-91 to 1990-91  
Aaron Broten ..... 1991-92 to 1991-92  
Evgeny Davydov ..... 1992-93 to 1992-93  
Dave Tomlinson ..... 1993-94 to 1993-94  
Dallas Drake ..... 1995-96 to 1999-00  
Daymond Langkow ..... 2001-02 to 2003-04  
Kryštofer Kolanos... 2005-06 to 2005-06  
Oleg Kvasha ..... 2005-06 to 2005-06  
Owen Nolan ..... 2006-07 to 2006-07  
Martin Hanzal ..... 2007-08 to 2016-17

- 12**  
Morris Lukowich ..... 1979-80 to 1984-85  
Dan McFall ..... 1984-85 to 1985-86  
Peter Douris ..... 1985-86 to 1987-88  
Dave Hunter ..... 1988-89 to 1988-89  
Doug Small ..... 1988-89 to 1990-91  
Mark Osborne ..... 1990-91 to 1991-92  
Alan Kerr ..... 1992-93 to 1992-93  
Rob Murray ..... 1993-94 to 1995-96  
1998-99 to 1998-99  
Brian Noonan ..... 1998-99 to 1998-99  
Benoit Hogue ..... 1999-00 to 1999-00  
Mike Johnson ..... 2000-01 to 2005-06  
Patrick Fischer ..... 2006-07 to 2006-07  
Craig Weller ..... 2007-08 to 2007-08  
Olli Jokinen ..... 2008-09 to 2008-09  
Paul Bissonnette ..... 2009-10 to 2013-14  
Justin Hodgman ..... 2014-15 to 2014-15  
Brad Richardson ..... 2015-16 to 2015-16  
Teemu Pulkkinen ..... 2016-17 to 2016-17

- 13**  
Dave Christian ..... 1979-80 to 1982-83  
Hannu Jarvenpaa... 1986-87 to 1986-87  
Alfie Turcotte ..... 1987-88 to 1988-89  
Teemu Selanne ..... 1992-93 to 1993-94  
Mike Rupp ..... 2003-04 to 2005-06  
Daniel Carcillo ..... 2006-07 to 2008-09  
Ray Whitney ..... 2010-11 to 2011-12  
Peter Holland ..... 2016-17 to 2016-17

- 14**  
Peter Marsh ..... 1979-80 to 1980-81  
Tim Trimper ..... 1980-81 to 1983-84  
John Gibson ..... 1983-84 to 1983-84  
Jordy Douglas ..... 1983-84 to 1984-85  
Anssi Melametsa... 1985-86 to 1985-86  
Craig Endean ..... 1986-87 to 1986-87  
Stu Barnes ..... 1991-92 to 1993-94  
Randy Gilhen ..... 1993-94 to 1993-94  
Harijs Vitoliņš ..... 1993-94 to 1993-94  
Mike Stapleton ..... 1995-96 to 1998-99  
Tavis Hansen ..... 1999-00 to 2000-01  
Tyler Bouck ..... 2001-02 to 2001-02  
Jeff Taffe ..... 2002-03 to 2005-06  
Steve Gainey ..... 2005-06 to 2005-06  
Kevyn Adams ..... 2006-07 to 2006-07  
Pete Vandermeer..... 2007-08 to 2007-08  
Alexander Nikulin .. 2008-09 to 2008-09  
Nigel Dawes ..... 2008-09 to 2008-09  
Taylor Pyatt ..... 2009-10 to 2011-12  
Chris Conner ..... 2012-13 to 2012-13  
Jeff Halpern ..... 2013-14 to 2013-14  
Joe Vitale ..... 2014-15 to 2015-16  
Clayton Keller ..... 2016-17 to 2016-17

- 15**  
Dave Hoyda ..... 1979-80 to 1979-80  
Rick Bowness ..... 1980-81 to 1980-81  
Richard Mulhern ..... 1980-81 to 1980-81  
Sandy Beadle ..... 1980-81 to 1980-81

- Paul MacLean ..... 1981-82 to 1987-88  
Darren Boyko ..... 1988-89 to 1988-89  
Pat Elynuik ..... 1988-89 to 1991-92  
John Druce ..... 1992-93 to 1992-93  
Harijs Vitoliņš ..... 1993-94 to 1993-94  
Randy Gilhen ..... 1993-94 to 1995-96  
Craig Janney ..... 1996-97 to 1997-98  
Jim Cummins ..... 1998-99 to 1998-99  
Radoslaw Suchy ..... 1999-00 to 2003-04  
Boyd Devereaux ..... 2005-06 to 2005-06  
Mike Zigomanis ..... 2006-07 to 2007-08  
Jeff Hoggan ..... 2008-09 to 2008-09  
Matthew Lombardi . 2008-09 to 2009-10  
Ryan Hollweg ..... 2010-11 to 2010-11  
Henrik Samuelsson .. 2014-15 to 2014-15  
Boyd Gordon ..... 2011-12 to 2012-13  
2015-16 to 2015-16  
Brad Richardson ..... 2016-17 to 2016-17

- 16**  
Larry Hopkins ..... 1979-80 to 1979-80  
Wayne Dillon ..... 1979-80 to 1979-80  
Pat Daley ..... 1979-80 to 1980-81  
Laurie Boschman ..... 1982-83 to 1989-90  
Eddie Olczyk ..... 1990-91 to 1992-93  
Stephane Quintal... 1993-94 to 1993-94  
Eddie Olczyk ..... 1994-95 to 1995-96  
Brad Isbister ..... 1997-98 to 1998-99  
Robert Reichel ..... 1998-99 to 1998-99  
Michal Handzus ..... 2000-01 to 2001-02  
Kelly Buchberger ..... 2002-03 to 2002-03  
Mike Sillinger ..... 2003-04 to 2003-04  
Brett Hull ..... 2005-06 to 2005-06  
Jamie Lundmark ..... 2005-06 to 2005-06  
Mike York ..... 2007-08 to 2007-08  
Brian McGrattan..... 2008-09 to 2008-09  
Petr Prucha ..... 2008-09 to 2010-11  
Rostislav Klesla ..... 2010-11 to 2013-14  
Max Domi ..... 2015-16 to 2016-17

- 17**  
Bill Lesuk ..... 1979-80 to 1979-80  
Anders Steen ..... 1980-81 to 1980-81  
Larry Hopkins ..... 1981-82 to 1982-83  
Tim Young ..... 1983-84 to 1983-84  
Jim Nil ..... 1984-85 to 1987-88  
Dwight Schofield ..... 1987-88 to 1987-88  
Stu Kulak ..... 1988-89 to 1988-89  
Phil Sykes ..... 1989-90 to 1991-92  
Kris King ..... 1992-93 to 1996-97  
Greg Adams ..... 1998-99 to 1999-00  
Ladislav Nagy ..... 2000-01 to 2006-07  
Todd Fedoruk ..... 2008-09 to 2008-09  
Radim Vrbata ..... 2007-08 to 2007-08  
..... 2009-10 to 2013-14  
John Moore ..... 2014-15 to 2014-15  
Steve Downie ..... 2015-16 to 2015-16  
Radim Vrbata ..... 2007-08 to 2007-08  
2009-10 to 2013-14  
2016-17 to 2016-17

- 18**  
Glenn Tomalty ..... 1979-80 to 1979-80  
Bob Guindon ..... 1979-80 to 1979-80  
Rick Bowness ..... 1980-81 to 1980-81  
Serge Savard ..... 1981-82 to 1982-83  
Bill Derlago ..... 1985-86 to 1985-86  
Steve Rooney ..... 1986-87 to 1987-88  
Markku Kyllonen ..... 1988-89 to 1988-89  
Randy Cunneyworth 1989-90 to 1989-90  
Scott Arniel ..... 1990-91 to 1990-91  
Bryan Erickson ..... 1990-91 to 1993-94  
Dallas Drake ..... 1993-94 to 1995-96  
Chad Kilger ..... 1995-96 to 1997-98  
Mark Janssens ..... 1997-98 to 1997-98

**18**

Brian Noonan..... 1998-99 to 1998-99  
 Mika Alatalo..... 1999-00 to 2000-01  
 Sebastien Bordeleau..... 2001-02 to 2001-02  
 Frank Banham..... 2002-03 to 2002-03  
 Paul Ranheim..... 2002-03 to 2002-03  
 Tyson Nash..... 2003-04 to 2005-06  
 Marcel Hossa..... 2007-08 to 2007-08  
 Freddy Meyer IV..... 2007-08 to 2007-08  
 Matt Murley..... 2007-08 to 2007-08  
 Enver Lisin..... 2007-08 to 2008-09  
 Sami Lepisto..... 2009-10 to 2010-11  
 Patrick O'Sullivan..... 2011-12 to 2011-12  
 David Moss..... 2012-13 to 2014-15  
 Christian Dvorak..... 2016-17 to 2016-17

**19**

Bill Riley..... 1979-80 to 1979-80  
 Kris Manery..... 1979-80 to 1980-81  
 Brian Mullen..... 1982-83 to 1986-87  
 Iain Duncan..... 1988-89 to 1988-89  
 Kris Draper..... 1990-91 to 1990-91  
 Ian Duncan..... 1990-91 to 1990-91  
 Troy Murray..... 1991-92 to 1992-93  
 Nelson Emerson..... 1993-94 to 1994-95  
 Shane Doan..... 1995-96 to 2016-17

**20**

Willy Lindstrom..... 1979-80 to 1982-83  
 Andrew McBain..... 1983-84 to 1988-89  
 Dave McLlwain..... 1989-90 to 1991-92  
 Mike Hartman..... 1991-92 to 1991-92  
 Tie Domi..... 1992-93 to 1994-95  
 Oleg Tverdovsky..... 1995-96 to 1996-97  
 Jim Cummins..... 1997-98 to 1997-98  
 Jyrki Lumme..... 1998-99 to 1998-99  
 David Oliver..... 1999-00 to 1999-00  
 Mikael Renberg..... 1999-00 to 1999-00  
 Wyatt Smith..... 2000-01 to 2001-02  
 Fredrik Sjostrom..... 2003-04 to 2007-08  
 Robert Lang..... 2009-10 to 2009-10  
 Eric Belanger..... 2010-11 to 2010-11  
 Chris Summers..... 2011-12 to 2014-15  
 Tye McGinn..... 2014-15 to 2014-15  
 Dylan Strome..... 2016-17 to 2016-17

**21**

John Bethel..... 1979-80 to 1979-80  
 Tom Bladon..... 1980-81 to 1980-81  
 Dave Hoyda..... 1980-81 to 1980-81  
 Bill Whelton..... 1980-81 to 1980-81  
 Craig Levie..... 1981-82 to 1982-83  
 John Gibson..... 1983-84 to 1983-84  
 Tom Martin..... 1984-85 to 1986-87  
 Mark Kumpel..... 1987-88 to 1987-88  
 1989-90 to 1990-91  
 Russ Romaniuk..... 1991-92 to 1994-95  
 Shane Doan..... 1995-96 to 1995-96  
 Chad Kilger..... 1995-96 to 1995-96  
 Denis Chasse..... 1995-96 to 1995-96  
 Bob Corkum..... 1996-97 to 1998-99  
 Jyrki Lumme..... 1999-00 to 2000-01  
 Todd Warriner..... 2001-02 to 2001-02  
 Jason Jaspers..... 2002-03 to 2003-04  
 Sean O'Donnell..... 2005-06 to 2005-06  
 Bill Thomas..... 2005-06 to 2007-08  
 David Hale..... 2008-09 to 2008-09  
 Shaun Heshka..... 2009-10 to 2009-10  
 Andy Miele..... 2011-12 to 2013-14  
 Jordan Szwarz..... 2014-15 to 2014-15  
 Jamie McBain..... 2016-17 to 2016-17

**22**

Lyle Moffat..... 1979-80 to 1979-80  
 Bengt Lundholm..... 1981-82 to 1984-85  
 Ray Neufeld..... 1985-86 to 1985-86

Mario Marois..... 1985-86 to 1988-89  
 Gord Donnelly..... 1988-89 to 1988-89  
 Moe Mantha..... 1989-90 to 1991-92  
 Mike Lalor..... 1991-92 to 1992-93  
 Paul Ysebaert..... 1993-94 to 1993-94  
 Brent Thompson..... 1994-95 to 1994-95  
 Craig Mills..... 1995-96 to 1995-96  
 Mike Gartner..... 1996-97 to 1997-98  
 Rick Tocchet..... 1998-99 to 1999-00  
 Claude Lemieux..... 2000-01 to 2002-03  
 Pascal Rheume..... 2005-06 to 2005-06  
 Dennis Seidenberg..... 2005-06 to 2006-07  
 Mathias Tjarnqvist..... 2006-07 to 2007-08  
 Brian McGrattan..... 2008-09 to 2008-09  
 Anders Eriksson..... 2009-10 to 2009-10  
 Lee Stempniak..... 2009-10 to 2010-11  
 Daymond Langkow..... 2011-12 to 2011-12  
 Lucas Lessio..... 2013-14 to 2013-14  
 Brandon McMillan..... 2014-15 to 2014-15  
 Craig Cunningham..... 2014-15 to 2015-16

**23**

Gord McTavish..... 1979-80 to 1979-80  
 Larry Hopkins..... 1979-80 to 1979-80  
 John Markell..... 1979-80 to 1980-81  
 Lucien DeBlois..... 1981-82 to 1983-84  
 Paul Pooley..... 1984-85 to 1985-86  
 Hannu Jarvenpaa..... 1987-88 to 1988-89  
 Paul MacDermid..... 1989-90 to 1991-92  
 Lucien DeBlois..... 1991-92 to 1991-92  
 Andy Brickley..... 1992-93 to 1993-94  
 Igor Korolev..... 1994-95 to 1996-97  
 Stephen Leach..... 1998-99 to 1998-99  
 Todd Gill..... 1999-00 to 1999-00  
 Chris Joseph..... 1999-00 to 2000-01  
 Paul Mara..... 2000-01 to 2005-06  
 Don MacLean..... 2006-07 to 2006-07  
 Jeff Taffe..... 2006-07 to 2006-07  
 Kevin Porter..... 2008-09 to 2009-10  
 Mathieu Schneider..... 2009-10 to 2009-10  
 Oliver Ekman-Larsson..... 2010-11 to 2016-17

**24**

Ron Wilson..... 1979-80 to 1987-88  
 Danton Cole..... 1990-91 to 1991-92  
 Scott Levins..... 1992-93 to 1992-93  
 Darryl Shannon..... 1993-94 to 1995-96  
 Craig Muni..... 1995-96 to 1995-96  
 Kevin Dahl..... 1996-97 to 1996-97  
 Michel Petit..... 1997-98 to 1998-99  
 Stan Neckar..... 1998-99 to 2000-01  
 Ladislav Nagy..... 2000-01 to 2000-01  
 David Cullen..... 2001-02 to 2001-02  
 Darcy Hordichuk..... 2001-02 to 2002-03  
 Jan Hrdina..... 2002-03 to 2003-04  
 Josh Gratton..... 2005-06 to 2007-08  
 Kyle Chipchura..... 2011-12 to 2015-16

**25**

Jude Drouin..... 1979-80 to 1980-81  
 Thomas Steen..... 1981-82 to 1994-95  
**RECOGNIZED in honor of Thomas Steen,  
 May 6, 1995**  
 Philip Samuelsson..... 2014-15 to 2015-16  
 Ryan White..... 2016-17 to 2016-17

**26**

Al Cameron..... 1979-80 to 1980-81  
 Murray Eaves..... 1981-82 to 1985-86  
 Guy Larose..... 1988-89 to 1988-89  
 Brian McReynolds..... 1989-90 to 1989-90  
 Sergei Kharin..... 1990-91 to 1990-91  
 Dean Kennedy..... 1991-92 to 1993-94  
 Jeff Finley..... 1995-96 to 1996-97  
 John Slaney..... 1997-98 to 1997-98  
 Mike Sullivan..... 1998-99 to 2001-02

Joel Perrault..... 2005-06 to 2009-10  
 Andrew Ebbett..... 2010-11 to 2010-11  
 Cal O'Reilly..... 2011-12 to 2011-12  
 Steve Sullivan..... 2012-13 to 2012-13  
 Michael Stone..... 2011-12 to 2011-12  
 2013-14 to 2016-17

**27**

Lorne Stamler..... 1979-80 to 1979-80  
 Don Spring..... 1980-81 to 1983-84  
 Perry Turnbull..... 1984-85 to 1986-87  
 Teppo Numminen..... 1988-89 to 2002-03  
**RECOGNIZED in honor of Teppo  
 Numminen, Jan. 30, 2010**

**28**

Don MacIver..... 1979-80 to 1979-80  
 Gerry Rioux..... 1979-80 to 1979-80  
 Norm Dupont..... 1980-81 to 1982-83  
 Jyrki Seppa..... 1983-84 to 1983-84  
 Ryan Stewart..... 1985-86 to 1985-86  
 Ray Neufeld..... 1985-86 to 1988-89  
 Greg Paslawski..... 1989-90 to 1990-91  
 Bob Joyce..... 1991-92 to 1992-93  
 Kevin McClelland..... 1993-94 to 1993-94  
 Craig Martin..... 1994-95 to 1994-95  
 Craig Muni..... 1995-96 to 1995-96  
 Mike Hudson..... 1996-97 to 1996-97  
 Jimmy Waite..... 1997-98 to 1998-99  
 Landon Wilson..... 2000-01 to 2003-04  
 Mike Leclerc..... 2005-06 to 2005-06  
 Pavel Brendl..... 2005-06 to 2005-06  
 Steven Reinprecht..... 2006-07 to 2008-09  
 Jeff Hoggan..... 2009-10 to 2009-10  
 Lauri Korpikoski..... 2010-11 to 2014-15  
 John Scott..... 2015-16 to 2015-16

**29**

Don MacIver..... 1979-80 to 1979-80  
 Gord Smith..... 1979-80 to 1979-80  
 Danny Geoffron..... 1980-81 to 1980-81  
 Doug Lecuyer..... 1980-81 to 1980-81  
 Jerry Butler..... 1982-83 to 1982-83  
 Mike Lauen..... 1983-84 to 1983-84  
 Marc Behrend..... 1983-84 to 1985-86  
 Brad Berry..... 1985-86 to 1989-90  
 Mark Osborne..... 1990-91 to 1990-91  
 Rudy Poeschek..... 1990-91 to 1991-92  
 Yan Kaminsky..... 1993-94 to 1993-94  
 Tim Cheveldae..... 1993-94 to 1995-96  
 Craig Janney..... 1995-96 to 1995-96  
 Scott Levins..... 1997-98 to 1997-98  
 Louie DeBrusk..... 1998-99 to 2000-01  
 Branko Radivojevic..... 2001-02 to 2003-04  
 Yanick Lehoux..... 2005-06 to 2005-06  
 Tim Jackman..... 2005-06 to 2005-06  
 Steven Reinprecht..... 2005-06 to 2005-06  
 Yanick Lehoux..... 2006-07 to 2006-07  
 Ryan Caldwell..... 2007-08 to 2007-08  
 Brandon Prust..... 2008-09 to 2008-09  
 Lauri Korpikoski..... 2009-10 to 2009-10  
 Garrett Stafford..... 2010-11 to 2010-11  
 Petteri Nokelainen..... 2011-12 to 2011-12  
 Michael Stone..... 2012-13 to 2012-13  
 Jordan Szwarz..... 2013-14 to 2013-14  
 Anders Lindback..... 2015-16 to 2015-16  
 Brendan Perlini..... 2016-17 to 2016-17

**30**

Gary Smith..... 1979-80 to 1979-80  
 Michel Dion..... 1980-81 to 1980-81  
 Doug Soetaert..... 1983-84 to 1983-84  
 Mark Holden..... 1984-85 to 1984-85  
 Daniel Berthiaume..... 1986-87 to 1989-90  
 Stephane Beauregard..... 1989-90 to 1991-92  
 Jim Hrivnak..... 1992-93 to 1992-93

Stephane Beauregard..... 1993-94 to 1993-94  
 Ed Ronan..... 1995-96 to 1995-96  
 Mikhail Shtalenkov..... 1998-99 to 1999-00  
 Jean-Marc Pelletier..... 2003-04 to 2003-04  
 David LeNeveu..... 2005-06 to 2006-07  
 Ilya Bryzgalov..... 2007-08 to 2010-11  
 Marek Langhamer..... 2015-16 to 2016-17

**31**

Don MacIver..... 1979-80 to 1979-80  
 Ron Loustel..... 1980-81 to 1980-81  
 Rick Dudley..... 1980-81 to 1980-81  
 Ed Staniowski..... 1981-82 to 1982-83  
 Mike Veisor..... 1983-84 to 1983-84  
 Marc Behrend..... 1985-86 to 1985-86  
 Alain Chevrier..... 1988-89 to 1988-89  
 Rick Tabaracci..... 1990-91 to 1992-93  
 Scott Langkow..... 1995-96 to 1998-99  
 Bob Essensa..... 1999-00 to 1999-00  
 Brad Ralph..... 2000-01 to 2000-01  
 Jean-Guy Trudel..... 2001-02 to 2001-02  
 Curtis Joseph..... 2005-06 to 2006-07  
 Matt Climie..... 2010-11 to 2010-11  
 Curis McElhinney..... 2011-12 to 2011-12  
 Chad Johnson..... 2012-13 to 2012-13  
 Mike Lee..... 2014-15 to 2014-15  
 Adin Hill..... 2016-17 to 2016-17

**32**

Rick Bowness..... 1980-81 to 1980-81  
 Rick Dudley..... 1980-81 to 1980-81  
 Peter Taglianetti..... 1984-85 to 1989-90  
 Don Barber..... 1990-91 to 1991-92  
 Igor Ulanov..... 1991-92 to 1991-92  
 Mike Eastwood..... 1994-95 to 1996-97  
 Jocelyn Lemieux..... 1996-97 to 1997-98  
 Brad May..... 2000-01 to 2002-03  
 Cale Hulse..... 2003-04 to 2003-04  
 Mikael Tellqvist..... 2006-07 to 2008-09  
 Michal Rozsival..... 2010-11 to 2011-12  
 Nick Johnson..... 2012-13 to 2012-13  
 Brandon Yip..... 2013-14 to 2013-14  
 Tyler Gaudet..... 2014-15 to 2016-17

**33**

Lindsay Middlebrook..... 1979-80 to 1980-81  
 Doug Soetaert..... 1981-82 to 1982-83  
 Eldon Reddick..... 1986-87 to 1988-89  
 Simon Wheeldon..... 1990-91 to 1990-91  
 Mario Marois..... 1991-92 to 1991-92  
 Jim McKenzie..... 1995-96 to 1997-98  
 J.J. Daigneault..... 1998-99 to 1999-00  
 Drake Berehowsky..... 2001-02 to 2001-02  
 Brian Boucher..... 2002-03 to 2005-06  
 Adrian Aucoin..... 2009-10 to 2011-12  
 Brandon Gormley..... 2013-14 to 2014-15  
 Alex Goligoski..... 2016-17 to 2016-17

**34**

Pierre Hamel..... 1979-80 to 1979-80  
 Dave Chartier..... 1980-81 to 1980-81  
 Mark Plantery..... 1980-81 to 1980-81  
 Dave Silk..... 1985-86 to 1985-86  
 Pat Elynuik..... 1987-88 to 1987-88  
 Moe Lemay..... 1988-89 to 1988-89  
 Gord Donnelly..... 1989-90 to 1991-92  
 Dean Kennedy..... 1991-92 to 1991-92  
 Darrin Shannon..... 1991-92 to 1997-98  
 Ramzi Abid..... 2002-03 to 2002-03  
 Frank Banham..... 2002-03 to 2002-03  
 Daniel Winnik..... 2007-08 to 2009-10  
 Tim Kennedy..... 2013-14 to 2013-14  
 Klas Dahlbeck..... 2014-15 to 2015-16

**35**

Markus Mattsson..... 1979-80 to 1980-81  
Dan Bouchard ..... 1985-86 to 1985-86  
Bob Essensa..... 1988-89 to 1993-94  
Nikolai Khabibulin.... 1994-95 to 1998-99  
Zac Bierk ..... 2002-03 to 2003-04  
Philippe Sauve..... 2005-06 to 2005-06  
Alex Auld..... 2007-08 to 2007-08  
Al Montoya ..... 2008-09 to 2008-09  
Tom Fenton ..... 2010-11 to 2010-11  
Louis Domingue ..... 2014-15 to 2016-17

**36**

Iain Duncan ..... 1986-87 to 1987-88  
Gord Donnelly ..... 1988-89 to 1988-89  
Moe Lemay..... 1988-89 to 1988-89  
Danton Cole..... 1989-90 to 1989-90  
Mike Eagles..... 1990-91 to 1994-95  
Greg Brown ..... 1994-95 to 1994-95  
Stewart Malmgunas... 1995-96 to 1995-96  
Murray Baron ..... 1996-97 to 1996-97  
Juha Ylonen..... 1996-97 to 2000-01  
Kryštofer Kolanos.... 2001-02 to 2003-04  
Joakim Lindstrom.. 2008-09 to 2008-09  
Rob Klinkhammer ..... 2012-13 to 2014-15  
Mark Arcobello..... 2014-15 to 2014-15  
Jiri Sekac..... 2015-16 to 2015-16  
Christian Fischer ..... 2016-17 to 2016-17

**37**

Steve Penney..... 1986-87 to 1987-88  
Tom Draper..... 1988-89 to 1989-90  
John LeBlanc..... 1991-92 to 1994-95  
Tom Draper..... 1995-96 to 1995-96  
Dominic Roussel..... 1995-96 to 1995-96  
Dan Focht..... 2001-02 to 2002-03  
Georges Laraque.... 2006-07 to 2006-07  
Raffi Torres ..... 2011-12 to 2012-13  
Dustin Jeffrey ..... 2015-16 to 2015-16

**38**

Brad Jones ..... 1986-87 to 1989-90  
Guy Larose ..... 1990-91 to 1990-91  
Luciano Borsato ..... 1990-91 to 1994-95  
Jason Simon..... 1996-97 to 1996-97  
Martin Grenier ..... 2001-02 to 2001-02  
Scott Pellerin ..... 2002-03 to 2002-03  
Dave Scatbard..... 2005-06 to 2006-07  
Vernon Fiddler ..... 2009-10 to 2010-11  
Brandon McMillan.... 2013-14 to 2013-14  
Lucas Lessio..... 2014-15 to 2014-15  
Christian Thomas ..... 2015-16 to 2015-16

**39**

Randy Gilhen ..... 1986-87 to 1988-89  
Doug Evans ..... 1989-90 to 1991-92  
Mark Visheau ..... 1993-94 to 1993-94  
Iain Fraser ..... 1995-96 to 1995-96  
Pat Jablonski..... 1996-97 to 1996-97  
Brad Tiley ..... 1997-98 to 1998-99  
Travis Green ..... 1999-00 to 2000-01  
Erik Westrum..... 2003-04 to 2003-04  
Zbynek Michalek.... 2005-06 to 2005-06  
Niko Kapanen ..... 2007-08 to 2007-08  
Garth Murray ..... 2008-09 to 2008-09  
Brett MacLean..... 2010-11 to 2010-11  
Brendan Shinnimin.... 2014-15 to 2014-15

**40**

Joel Baillargeon..... 1986-87 to 1987-88  
Steve Fletcher ..... 1988-89 to 1988-89  
Bryan Marchment... 1988-89 to 1988-89  
Evgeny Davydov ..... 1991-92 to 1991-92  
Patrick DesRochers. 2001-02 to 2002-03  
Jean-Marc Pelletier. 2002-03 to 2002-03  
Mike Ricci..... 2005-06 to 2006-07

Mark Visentin ..... 2013-14 to 2013-14  
Devan Dubnyk..... 2014-15 to 2014-15  
Alex Tanguay ..... 2015-16 to 2015-16  
Justin Peters ..... 2016-17 to 2016-17

**41**

Todd Flicheh ..... 1987-88 to 1987-88  
Paul Boutilier ..... 1987-88 to 1988-89  
Viktor Tikhonov ..... 2008-09 to 2008-09  
Mike Smith ..... 2011-12 to 2016-17

**42**

Matt Hervey..... 1988-89 to 1988-89  
Oleg Mikulchik..... 1993-94 to 1994-95  
Robert Esche ..... 1998-99 to 2001-02  
Josh Tordjman..... 2008-09 to 2008-09  
Eric Selleck..... 2015-16 to 2015-16

**43**

Ravil Gusmanov..... 1995-96 to 1995-96  
Darcy Wakaluk ..... 1996-97 to 1996-97  
Mike Stutzel ..... 2003-04 to 2003-04  
Marc-Antoine Pouliot..... 2011-12 to 2011-12  
Mike McKenna ..... 2014-15 to 2014-15

**44**

Dave Babych ..... 1980-81 to 1985-86  
Shawn Cronin..... 1989-90 to 1991-92  
Norm Maciver..... 1995-96 to 1997-98  
Andrei Vasilyev ..... 1998-99 to 1998-99  
Andrei Nazarov..... 2001-02 to 2003-04  
Nick Boynton ..... 2006-07 to 2007-08  
Kurt Sauer ..... 2008-09 to 2009-10  
Chris Brown..... 2012-13 to 2013-14  
B.J. Crombeen ..... 2014-15 to 2014-15  
Kevin Connauton..... 2015-16 to 2016-17

**45**

Craig Duncanson.... 1990-91 to 1990-91  
Anatoli Fedotov..... 1992-93 to 1992-93  
Jason Jaspers..... 2001-02 to 2001-02  
Brad Ference..... 2002-03 to 2003-04  
Dmitri Kalinin..... 2008-09 to 2008-09  
Andrew Campbell.... 2014-15 to 2014-15  
Stefan Elliott..... 2015-16 to 2015-16

**46**

Brent Hughes..... 1988-89 to 1989-90  
Pat Jablonski..... 1996-97 to 1996-97  
J.F. Jomphe..... 1998-99 to 1998-99  
Dylan Reese ..... 2014-15 to 2014-15

**47**

Todd Flicheh ..... 1988-89 to 1988-89  
Tony Joseph ..... 1988-89 to 1988-89  
Tavis Hansen ..... 1994-95 to 1994-95  
Alex Grant..... 2015-16 to 2015-16

**48**

Jason Cirene ..... 1991-92 to 1991-92  
Sean Gagnon..... 1997-98 to 1998-99  
Jordan Martinook.... 2014-15 to 2016-17

**49**

Joe Dziedzic ..... 1998-99 to 1998-99  
Jason Jaspers..... 2001-02 to 2001-02  
Brian Savage ..... 2001-02 to 2003-04  
Alexandre Bolduc ..... 2011-12 to 2012-13  
2014-15 to 2014-15

**50**

Rob Murray..... 1991-92 to 1992-93  
Craig Fisher ..... 1993-94 to 1993-94  
Ravil Gusmanov..... 1995-96 to 1995-96  
Trevor Letowski ..... 1998-99 to 1998-99  
Matt Watkins ..... 2011-12 to 2011-12  
Antoine Vermette ..... 2011-12 to 2015-16

**52**

Dallas Eakins..... 1992-93 to 1992-93  
Jason Doig ..... 1995-96 to 1995-96  
Martin Grenier ..... 2002-03 to 2002-03  
Nolan Yonkman..... 2010-11 to 2010-11

**53**

Derek Morris ..... 2005-06 to 2008-09  
2009-10 to 2013-14

**54**

Daniel Briere..... 1997-98 to 1997-98

**55**

Mark Osiecki ..... 1992-93 to 1992-93  
Arto Blomsten ..... 1993-94 to 1994-95  
Jason Doig ..... 1995-96 to 1998-99  
Danny Markov ..... 2001-02 to 2002-03  
Matt Jones ..... 2005-06 to 2005-06  
Ed Jovanovski ..... 2006-07 to 2010-11

**57**

Goran Bezina ..... 2003-04 to 2003-04

**60**

Michal Grosek ..... 1993-94 to 1993-94  
Niklas Treutle ..... 2015-16 to 2015-16

**61**

Sergei Plotnikov ..... 2015-16 to 2015-16

**62**

Jean-Guy Trudel..... 1999-00 to 1999-00

**63**

Radoslav Suchy..... 1999-00 to 1999-00  
Mike Ribeiro ..... 2013-14 to 2013-14

**64**

Darrin Shannon ..... 1991-92 to 1991-92  
Wyatt Smith..... 1999-00 to 1999-00

**67**

Lawson Crouse ..... 2016-17 to 2016-17

**70**

Kevin Sawyer..... 1999-00 to 1999-00

**71**

Petteri Nokelainen... 2009-10 to 2009-10

**72**

Jeff Christian..... 1997-98 to 1997-98

**73**

Steven Goertzen.... 2008-09 to 2008-09

**75**

Michal Grosek ..... 1994-95 to 1995-96  
Pete Vandermeer.... 2007-08 to 2007-08

**76**

Travis Roche ..... 2006-07 to 2006-07  
Laurent Dauphin..... 2015-16 to 2016-17

**77**

Cliff Ronning..... 1996-97 to 1998-99  
Chris Gratton ..... 2002-03 to 2003-04  
Travis Roche..... 2006-07 to 2006-07  
Anthony DeAngelo.... 2016-17 to 2016-17

**81**

Marcel Hossa ..... 2007-08 to 2007-08

**86**

Wojtek Wolski..... 2009-10 to 2010-11  
Josh Jooris..... 2016-17 to 2016-17

**88**

Peter Mueller ..... 2007-08 to 2009-10  
Jamie McGinn ..... 2016-17 to 2016-17

**89**

Darren Turcotte..... 1995-96 to 1995-96  
Mike Comrie..... 2003-04 to 2006-07

Mikkel Boedker ..... 2008-09 to 2015-16

**90**

Joé Juneau..... 2000-01 to 2000-01  
Enver Lisin..... 2006-07 to 2006-07

**91**

Kris Draper ..... 1991-92 to 1992-93  
Oleg Saprykin..... 2005-06 to 2006-07  
Kyle Turris..... 2007-08 to 2011-12  
Alexander Burmistrov..... 2016-17 to 2016-17

**92**

Rick Tocchet..... 1997-98 to 1997-98

**93**

Petr Nedved..... 2005-06 to 2005-06

**94**

Sergei Berezin ..... 2001-02 to 2001-02  
Yanic Perreault ..... 2006-07 to 2006-07

**97**

Jeremy Roenick..... 1996-97 to 2000-01  
Jeremy Roenick..... 2006-07 to 2006-07  
**RECOGNIZED in honor of Jeremy  
Roenick, Feb. 11, 2012**

**99**

Rick Dudley ..... 1980-81 to 1980-81  
**RETIRED by the NHL in honor of Wayne  
Gretzky, Apr. 18, 1999**

## 1979

Pick	Overall	Player	Position	Birthdate	Drafted From
1	1	Peter Marsh	RW	Dec. 21, 1956	Montreal
2	8	Lindsay Middlebrook	G	Sept. 7, 1955	NY Rangers
3	9	Bobby Hull	LW	Jan. 3, 1939	Chicago
4	16	Al Cameron	D	Oct. 21, 1955	Detroit
5	17	Dave Hoyda	LW	May 20, 1957	Philadelphia
6	24	Jim Roberts	RW	June 8, 1956	Minnesota
7	25	Lorne Stamler	LW	Aug. 9, 1951	Toronto
8	32	Mark Heaslip	RW	Dec. 26, 1951	Los Angeles
9	33	Pierre Hamel	G	Sept. 16, 1952	Toronto
10	40	Gord McTavish	C	June 3, 1954	St. Louis
11	41	Gord Smith	D	Nov. 17, 1949	Washington
12	48	Clark Hamilton	LW	Jan. 12, 1955	Detroit
13	49	Jim Cunningham	LW	Aug. 15, 1956	Philadelphia
14	56	Dennis Abgrall	RW	Apr. 24, 1956	Los Angeles
15	57	Bill Riley	RW	Sept. 20, 1950	Washington
16	64	Gene Carr	LW	Sept. 17, 1951	Atlanta
17	65	Hilliard Graves	RW	Oct. 18, 1950	Vancouver

## ENTRY DRAFT SELECTIONS

## 1979

Rnd	Overall	Player	Position	Birthdate	Drafted From
1	19	Jimmy Mann	RW	Apr. 17, 1959	Sherbrooke (QMJHL)
2	40	Dave Christian	C	May 12, 1959	U. of North Dakota (WCHA)
3	61	Bill Whelton	D	Aug. 28, 1959	Boston U. (H.E.)
4	82	Pat Daley	LW	Mar. 27, 1959	Montreal (QMJHL)
5	103	Thomas Steen	C	June 8, 1960	Leksand (Sweden)
6	124	Tim Watters	D	July 25, 1959	Michigan Tech Univ. (WCHA)

## 1980

Rnd	Overall	Player	Position	Birthdate	Drafted From
1	2	Dave Babych	D	May 23, 1961	Portland (WHL)
2	23	Moe Mantha	D	Jan. 21, 1961	Toronto (OHL)
3	44	Murray Eaves	C	May 10, 1960	U. of Michigan (CCHA)
4	65	Guy Fournier	C	Jan. 30, 1962	Shawinigan (QMJHL)
5	86	Glen Ostir	D	Jan. 14, 1961	Portland (WHL)
6	107	Ron Loustel	G	Mar. 7, 1962	Saskatoon (WHL)
7	128	Brian Mullen	LW	Mar. 16, 1962	New York Westsiders (MJHL)
7	135	Mike Lauen	RW	Feb. 9, 1961	Michigan Tech Univ. (WCHA)
8	149	Sandy Beadle	LW	July 12, 1960	Northeastern Univ. (H.E.)
9	170	Edward Christian	C	Jan. 4, 1962	Warroad H.S. (Minn.)
10	191	Dave Chartier	C	Feb. 15, 1961	Brandon (WHL)

## 1981

Rnd	Overall	Player	Position	Birthdate	Drafted From
1	1	Dale Hawerchuk	C	Apr. 4, 1963	Cornwall (QMJHL)
2	22	Scott Arniel	C/LW	Sept. 17, 1962	Cornwall (QMJHL)
3	43	Jyrki Seppa	D	Nov. 14, 1961	Ilves (Finland)
4	64	Kirk McCaskill	C	Apr. 9, 1961	U. of Vermont (ECAC)
5	85	Marc Behrend	G	Jan. 11, 1961	U. of Wisconsin (WCHA)
6	106	Bob O'Connor	G	Apr. 2, 1961	Boston College (H.E.)
7	127	Peter Nilsson	C	June 10, 1962	Hammarby (Sweden)
8	148	Dan McFall	C	Apr. 8, 1963	Buffalo Jr. Sabres
9	169	Greg Dick	G	Mar. 2, 1962	St. Marys H.S. (Minn.)
10	190	Vladimir Kadlec	D	Jan. 3, 1962	TJ Vitkovic (Czech.)
10	211	Dave Kirwin	D	May 10, 1963	Irondale H.S. (Minn.)

## 1982

Rnd	Overall	Player	Position	Birthdate	Drafted From
1	12	Jim Kyte	D	Mar. 21, 1964	Cornwall (OHL)
4	74	Tom Martin	LW	May 11, 1964	Kelowna (BC Tier II)
4	75	Dave Ellett	D	Mar. 30, 1964	Ottawa (Tier II)
5	96	Tim Mishler	C	Oct. 3, 1963	E. Grand Forks H.S. (Minn.)
7	138	Derek Ray	RW	Oct. 10, 1963	Seattle Jr. B (Tier II)
8	159	Guy Gosselin	D	Jan. 6, 1964	John Marshall H.S. (Minn.)
9	180	Tom Ward	D	Jan. 16, 1964	Richfield H.S. (Minn.)
10	201	Michael Savage	LW	Apr. 8, 1964	Sudbury (OHL)
11	222	Bob Shaw	RW	Feb. 6, 1964	Penticton (BCJHL)
12	243	Jan Ericsson	C/LW	Sept. 2, 1962	AIK (Sweden)

**1983**

Rnd	Overall	Player	Position	Birthdate	Drafted From
1	8	Andrew McBain	RW	Jan. 18, 1965	North Bay (OHL)
1	14	Bobby Dollas	D	Jan. 31, 1965	Laval (QHL)
2	29	Brad Berry	D	Apr. 1, 1965	St. Albert Jrs. (Tier II)
3	43	Peter Taglianetti	D	Aug. 15, 1963	Providence College (H.E.)
4	69	Bob Essensa	G	Jan. 14, 1965	Henry Carr H.S. (Ont.)
5	89	Harry Armstrong	D	Jan. 30, 1965	Dubuque Jrs. (Minn.)
6	109	Joel Baillargeon	LW	Oct. 6, 1964	Hull (QHL)
7	129	Iain Duncan	LW	Oct. 6, 1964	North York (Ont.)
8	149	Ron Pessetti	D	Apr. 3, 1963	Western Michigan (CCHA)
9	169	Todd Flichel	D	Sept. 14, 1964	Gloucester Jrs. (Tier II)
10	189	Cory Wright	RW	June 10, 1965	Dubuque Jrs. (Minn.)
11	209	Eric Cormier	LW	June 10, 1964	St. Georges (Que.)
12	229	Jamie Husgen	D	Oct. 13, 1964	Des Moines

**1984**

Rnd	Overall	Player	Position	Birthdate	Drafted From
2	30	Peter Douris	C	Feb. 19, 1966	U. of New Hampshire (H.E.)
4	68	Chris Mills	D	May 30, 1966	Bramalea Jr. B
4	72	Sean Clement	D	Feb. 26, 1966	Brockville Jr. A
5	93	Scott Schneider	C	May 18, 1965	Colorado College (WCHA)
5	99	Brent Severyn	D	Feb. 22, 1966	Seattle (WHL)
6	114	Gary Lorden	D	Jan. 17, 1966	Bishop Hendrickson H.S.
7	135	Luciano Borsato	C	Jan. 7, 1966	Bramalea Jr. B
8	156	Brad Jones	C	June 26, 1965	U. of Michigan (CCHA)
9	177	Gord Whitaker	RW	Jan. 24, 1966	Colorado College (WCHA)
10	197	Rick Frost	LW	June 5, 1965	Melville Jr. A
11	218	Mike Warus	RW	Nov. 16, 1964	Lake Superior College (CCHA)
12	238	Jim Edmonds	G	July 8, 1965	Cornell U. (ECAC)

**1985**

Rnd	Overall	Player	Position	Birthdate	Drafted From
1	18	Ryan Stewart	C	June 1, 1967	Kamloops (WHL)
2	39	Roger Ohman	D	June 5, 1967	Leksand (Sweden)
3	60	Daniel Berthiaume	G	Jan. 26, 1966	Chicoutimi (QMJHL)
4	81	Fredrik Olausson	D	Oct. 5, 1966	Farjestad (Sweden)
5	102	John Borrell	RW	Mar. 23, 1967	Burnsville H.S.
6	123	Danton Cole	C	Jan. 10, 1967	Aurora Jr. A
7	144	Brent Mowery	LW	Mar. 10, 1966	Summerland
8	165	Tom Draper	G	Nov. 22, 1966	U. of Vermont (ECAC)
9	186	Nevin Kardum	C	Mar. 30, 1967	Henry Carr H.S.
10	207	Dave Quigley	G	Jan. 17, 1965	U. of Moncton
11	228	Chris Norton	D	Apr. 11, 1965	Cornell U. (ECAC)
12	249	Anssi Melametsa	C	June 21, 1961	HIFK (Finland)

**1986**

Rnd	Overall	Player	Position	Birthdate	Drafted From
1	8	Pat Elynuik	RW	Oct. 30, 1967	Prince Albert (WHL)
2	29	Teppo Numminen	D	July 3, 1968	Tappara (Finland)
3	50	Esa Palosaari	RW	Jan. 16, 1968	Karpat (Finland)
4	71	Hannu Jarvenpaa	RW	May 19, 1963	Karpat (Finland)
5	92	Craig Endean	LW	Apr. 13, 1968	Seattle (WHL)
6	113	Robbie Bateman	RW	Jan. 2, 1968	St. Laurent H.S.
8	155	Frank Furlan	G	Mar. 8, 1968	Sherwood Park (Alberta)
9	176	Mark Green	C	Dec. 26, 1967	New Hampton
10	197	John Blue	G	Feb. 19, 1966	U. of Minnesota (WCHA)
11	218	Matt Cote	D	Jan. 19, 1966	Lake Superior (CCHA)
12	239	Arto Blomsten	D	Mar. 16, 1965	Djurgarden (Sweden)

**1987**

Rnd	Overall	Player	Position	Birthdate	Drafted From
1	16	Brian Marchment	D	May 1, 1969	Belleville (OHL)
2	37	Patrik Erickson	C	Mar. 13, 1969	Brynäs (Sweden)
4	79	Don McLennan	D	Oct. 4, 1968	U. of Denver (WCHA)
5	96	Ken Gernander	C	June 30, 1969	Greenway H.S.
5	100	Darrin Amundson	C	Nov. 9, 1968	Duluth East H.S.
6	121	Joe Harwell	D	Nov. 21, 1968	Murray Hill H.S.
7	142	Tod Hartje	C	Feb. 27, 1968	Harvard U. (ECAC)
8	163	Markku Kyllonen	RW	Feb. 2, 1962	Karpat (Finland)
9	184	Jim Fernholz	RW	Mar. 16, 1969	White Bear Lake H.S.
11	226	Roger Rougelot	G	July 13, 1968	Madison Jrs.
12	247	Hans Goran Elo	G	June 27, 1966	Djurgarden (Sweden)

**1988**

Rnd	Overall	Player	Position	Birthdate	Drafted From
1	10	Teemu Selanne	RW	July 3, 1970	Jokerit (Finland)
2	31	Russell Romaniuk	LW	June 9, 1970	St. Boniface Jr. A
3	52	Stephane Beauregard	G	Jan. 10, 1968	St-Jean (QMJHL)
4	73	Brian Hunt	C	Feb. 12, 1969	Oshawa (OHL)
5	94	Anthony Joseph	RW	Mar. 1, 1969	Oshawa (OHL)
5	101	Benoit Lebeau	LW	June 4, 1968	Merrimack College
6	115	Ronald Jones	RW	Feb. 7, 1969	Windsor (OHL)
7	127	Markus Akerblom	C	Nov. 22, 1969	Bjorkloven (Sweden)
7	136	Jukka Marttila	D	Apr. 15, 1968	Tappara (Finland)
8	157	Mark Smith	C	Oct. 13, 1969	Trinity (USS)
9	178	Mike Helber	C	June 23, 1970	Ann Arbour (USS)
10	199	Pavel Kostichkin	C	Nov. 9, 1968	CSKA (USSR)
11	220	Kevin Heise	LW	Sept. 9, 1968	Lethbridge (WHL)
12	241	Kyle Galloway	D	Nov. 10, 1969	U. of Manitoba

**1989**

Rnd	Overall	Player	Position	Birthdate	Drafted From
1	4	Stu Barnes	C	Dec. 25, 1970	Tri-Cities (WHL)
2	25	Dan Ratushny	D	Oct. 29, 1970	Cornell U. (ECAC)
3	46	Jason Cirone	C	Feb. 21, 1971	Cornwall (OHL)
3	62	Kris Draper	C	May 24, 1971	Canadian National
4	64	Mark Brownschidle	D	Oct. 26, 1970	Boston U. (H.E.)
4	69	Alain Roy	G	Feb. 6, 1970	Harvard U. (ECAC)
6	109	Dan Bylsma	LW	Sept. 19, 1970	Bowling Green (CCHA)
7	130	Pekka Peltola	RW	June 24, 1965	HPK (Finland)
7	131	Doug Evans	D	July 12, 1971	Michigan U. (CCHA)
8	151	Jim Solly	C	Mar. 19, 1970	Bowling Green (CCHA)
9	172	Stephane Gauvin	LW	Apr. 16, 1970	Cornell U. (ECAC)
10	193	Joe Larson	C	Aug. 17, 1970	Minnetonka (USS)
11	214	Bradley Podiak	LW	Mar. 26, 1971	Wayzata (USS)
12	235	Evgeny Davydov	RW	May 27, 1967	CSKA (USSR)
12	240	Sergei Kharin	RW	Feb. 20, 1963	Krylja Sovetov (USSR)

**1990**

Rnd	Overall	Player	Position	Birthdate	Drafted From
1	19	Keith Tkachuk	LW	Mar. 28, 1972	Malden Catholic (USS)
2	35	Mike Muller	D	Sept. 18, 1971	Wayzata (USS)
4	74	Roman Meluzin	RW	June 17, 1972	Zetor (Czech.)
4	75	Scott Levins	RW	Jan. 30, 1970	Tri-City (WHL)
4	77	Alexei Zhamnov	C	Oct. 1, 1970	Dynamo Moscow (USSR)
5	98	Craig Martin	RW	Jan. 21, 1971	Hull (QMJHL)
6	119	Daniel Jardemyr	D	May 28, 1971	Uppsala (Sweden)
7	140	John Lilley	C	Aug. 3, 1972	Cushing Academy (USS)
8	161	Henrik Andersson	D	Jan. 19, 1970	Vasteras (Sweden)
9	182	Rauli Raitanen	C	Jan. 14, 1970	Assat (Finland)
10	203	Mika Alatalo	LW	June 11, 1971	Kookoo (Finland)
11	224	Sergei Selyanin	D	Oct. 20, 1966	Khimik (USSR)
12	245	Keith Morris	C	Apr. 24, 1971	Alaska-Anchorage (NCAA)

**1991**

Rnd	Overall	Player	Position	Birthdate	Drafted From
1	5	Aaron Ward	D	Jan. 17, 1973	Michigan Univ. (CCHA)
3	49	Dmitri Filimonov	D	Oct. 14, 1971	Dynamo Moscow (USSR)
5	91	Juha Ylonen	C	Feb. 13, 1972	Kiekko-Espoo (Finland)
5	99	Yan Kaminsky	LW	July 28, 1971	Dynamo Moscow (USSR)
6	115	Jeff Sebastian	D	Nov. 21, 1971	Seattle (WHL)
8	159	Jeff Ricciardi	D	June 22, 1971	Ottawa (OHL)
9	181	Sean Gauthier	G	Mar. 28, 1971	Kingston (OHL)
10	203	Igor Ulanov	D	Oct. 1, 1969	Khimik (USSR)
11	225	Jason Jennings	RW	Mar. 16, 1971	Western Michigan (CCHA)
12	247	Sergei Sorokin	D	Oct. 2, 1969	Dynamo Moscow (USSR)

**1992**

Rnd	Overall	Player	Position	Birthdate	Drafted From
1	17	Sergei Bautin	D	Mar. 11, 1967	Dynamo Moscow (CIS)
2	27	Boris Mironov	D	Mar. 21, 1972	CSKA (CIS)
3	60	Jeremy Stevenson	LW	July 28, 1974	Cornwall (OHL)
4	84	Mark Visheau	D	June 27, 1973	London (OHL)
6	132	Alexander Alexeyev	D	Mar. 21, 1974	Sokol (CIS)
7	155	Artur Oktyabrev	D	Nov. 26, 1973	CSKA (CIS)
7	156	Andrei Raisky	C	Mar. 30, 1970	Torpedo Ust-Kamenogorsk (CIS)
9	204	Nikolai Khabibulin	G	Jan. 13, 1973	CSKA (CIS)
10	228	Yevgeny Garanin	C	Aug. 3, 1973	Khimik (CIS)
10	229	Teemu Numminen	C	Dec. 23, 1973	Stoneham (USS)
11	252	Andrei Karpovtsev	LW	Feb. 25, 1974	Dynamo-2 Moscow (CIS)
11	254	Ivan Vologzhaninov	RW	Apr. 7, 1974	Sokol (CIS)

## 1993

Rnd	Overall	Player	Position	Birthdate	Drafted From
1	15	Mats Lindgren	C	Oct. 1, 1974	Skelleftea (Sweden)
2	31	Scott Langkow	G	Apr. 21, 1975	Portland (WHL)
2	43	Alexei Budayev	C	Apr. 24, 1975	Kristall Elektrostal (CIS)
4	79	Ruslan Batyrshin	D	Feb. 19, 1975	Dynamo-2 Moscow (CIS)
4	93	Ravil Gusmanov	RW	July 25, 1972	Traktor (CIS)
5	119	Larry Courville	LW	Apr. 2, 1975	Newmarket (OHL)
6	145	Michal Grosek	LW	June 1, 1975	ZPS Zlín (Czech Republic)
7	171	Martin Woods	D	May 14, 1975	Victoriaville (QMJHL)
8	197	Adrian Murray	D	Sept. 14, 1975	Newmarket (OHL)
9	217	Vladimir Potapov	RW	June 21, 1975	Kristall Elektrostal (CIS)
9	223	Ilya Stashenkov	D	Aug. 26, 1974	Krylja Sovetov (CIS)
9	228	Harijs Vitolinsh	C	Apr. 30, 1968	Chur (Switzerland)
11	285	Russ Hewson	LW	Jan. 12, 1975	Swift Current (WHL)

## 1994

Rnd	Overall	Player	Position	Birthdate	Drafted From
2	30	Deron Quint	D	Mar. 24, 1976	Seattle (WHL)
3	56	Dorian Anneck	C	Apr. 24, 1976	Victoria (WHL)
3	58	Tavis Hansen	C	June 17, 1975	Tacoma (WHL)
4	82	Steve Cheredaryk	D	Nov. 20, 1975	Medicine Hat (WHL)
5	108	Craig Mills	RW	Aug. 27, 1976	Belleville (OHL)
6	143	Steve Vezina	G	Oct. 25, 1975	Beauport (QMJHL)
6	146	Chris Kibermanis	D	Mar. 24, 1976	Red Deer (WHL)
8	186	Ramil Saifullin	C	Apr. 8, 1976	Avangard (CIS)
9	212	Henrik Smangs	G	Jan. 19, 1976	Leksand (Sweden)
10	238	Mike Mader	D	Nov. 7, 1975	Loomis (USS)
11	264	Jason Issel	LW	Mar. 1, 1976	Prince Albert (WHL)

## 1995

Rnd	Overall	Player	Position	Birthdate	Drafted From
1	7	Shane Doan	RW	Oct. 10, 1976	Kamloops (WHL)
2	32	Marc Chouinard	C	May 6, 1977	Beauport (QMJHL)
2	34	Jason Doig	D	Jan. 29, 1977	Laval (QMJHL)
3	67	Brad Isbister	RW	May 7, 1977	Portland (WHL)
4	84	Justin Kurtz	D	Jan. 14, 1977	Brandon (WHL)
5	121	Brian Elder	G	June 8, 1976	Brandon (WHL)
6	136	Sylvain Daigle	G	Oct. 20, 1976	Shawinigan (QMJHL)
7	162	Paul Traynor	D	Sept. 14, 1977	Kitchener (OHL)
8	188	Jaroslav Obsut	D	Sept. 3, 1976	N. Battleford (SJHL)
8	189	Fredrik Loven	C	Mar. 14, 1977	Djurgarden (Sweden)
9	214	Rob DeCiantis	C	June 11, 1977	Kitchener (OHL)

## 1996

Rnd	Overall	Player	Position	Birthdate	Drafted From
1	11	Dan Focht	D	Dec. 31, 1977	Tri-City (WHL)
1	24	Daniel Briere	C	Oct. 6, 1977	Drummondville (QMJHL)
3	62	Per-Anton Lundstrom	D	Sept. 29, 1977	Mo Do (Sweden)
5	119	Richard Lintner	D	Nov. 15, 1977	Trencin Jr. (Slovakia Jrs.)
6	139	Robert Esche	G	Jan. 22, 1978	Detroit (OHL)
7	174	Trevor Letowski	C	Apr. 5, 1977	Sarnia (OHL)
8	200	Nicholas Lent	RW	June 10, 1977	Omaha Jr. A (USHL)
9	226	Marc-Etienne Hubert	C	Apr. 20, 1978	Laval (QMJHL)

## 1997

Rnd	Overall	Player	Position	Birthdate	Drafted From
2	43	Juha Gustafsson	D	Apr. 26, 1979	Keikko-Espoo (Finland)
4	96	Scott McCallum	D	Feb. 15, 1979	Tri-City (WHL)
5	123	Curtis Suter	D	Aug. 5, 1979	Spokane (WHL)
6	151	Robert Francz	LW	Mar. 30, 1978	Peterborough (OHL)
8	207	Alex Andreyev	D	Sept. 14, 1979	Weyburn (SJHL)
9	233	Wyatt Smith	C	Feb. 13, 1977	U. of Minnesota (WCHA)

## 1998

Rnd	Overall	Player	Position	Birthdate	Drafted From
1	14	Patrick DesRochers	G	Oct. 27, 1979	Sarnia (OHL)
2	43	Ossi Vaananen	D	Aug. 8, 1980	Jokerit Jr. (Finland Jr.)
3	73	Pat O' Leary	C	Sept. 2, 1979	Armstrong HS (USHSW)
4	100	Ryan Vanbuskirk	D	Jan. 12, 1980	Sarnia (OHL)
5	115	Jay Leach	D	Sept. 2, 1979	Providence College (H.E.)
5	116	Josh Blackburn	G	Nov. 13, 1978	Lincoln (USHL Jr. A)
5	129	Robert Schnabel	D	Nov. 10, 1978	Red Deer (WHL)
6	160	Rickard Wallin	C	Apr. 19, 1980	Farjestad Jr. (Swe. Jr.)
7	187	Erik Westrum	C	July 26, 1979	Minnesota (WCHA)
8	214	Justin Hansen	RW	June 11, 1980	Moose Jaw (WHL)

**1999**

Rnd	Overall	Player	Position	Birthdate	Drafted From
1	15	Scott Kelman	C	May 7, 1981	Seattle (WHL)
1	19	Kirill Safronov	D	Feb. 26, 1981	St. Petersburg (Russian Sr.)
2	53	Brad Ralph	LW	Oct. 17, 1980	Oshawa (OHL)
3	71	Jason Jaspers	C	Apr. 8, 1981	Sudbury (OHL)
4	116	Ryan Lauzon	C	Oct. 8, 1980	Hull (QMJHL)
4	123	Preston Mizzi	C	Dec. 22, 1980	Peterborough (OHL)
6	168	Erik Lewerstrom	D	May 28, 1980	Grums (Sweden)
8	234	Goran Bezina	D	Mar. 21, 1980	HC Fribourg-Gotteron (Swiss)
9	262	Alexei Litvinenko	D	Mar. 7, 1980	Torpedo (Kzak)

**2000**

Rnd	Overall	Player	Position	Birthdate	Drafted From
1	19	Krystofer Kolanos	C	July 27, 1981	Boston College (H.E.)
2	53	Alexander Tatarinov	RW	Apr. 14, 1982	Yaroslavl 2 (Russia)
3	85	Ramzi Abid	LW	Mar. 24, 1980	Halifax (QMJHL)
5	160	Nate Kiser	D	May 4, 1982	Plymouth (OHL)
6	186	Brent Gauvreau	C	June 29, 1980	Oshawa (OHL)
7	217	Igor Samoilov	D	Jan. 23, 1982	Yaroslavl (Russia)
8	249	Sami Venalainen	RW	Oct. 14, 1981	Tappara Jr. (Finland)
9	281	Peter Fabus	C	July 15, 1979	Dukla Trencin (Slovakia)

**2001**

Rnd	Overall	Player	Position	Birthdate	Drafted From
1	11	Fredrik Sjostrom	RW	May 6, 1983	Frolunda (Sweden)
2	31	Matthew Spiller	D	Feb. 7, 1983	Seattle (WHL)
2	45	Martin Podlesak	C	Sept. 26, 1982	Lethbridge (WHL)
3	78	Beat Forster	D	Feb. 2, 1983	Davos (Swiss)
5	148	David Klema	C	Apr. 3, 1982	Des Moines (USHL)
6	180	Scott Polaski	RW	Aug. 4, 1982	Sioux City (USHL)
7	210	Steve Belanger	G	May 20, 1983	Kamloops (WHL)
8	243	Frantisek Lukes	LW	Sept. 25, 1982	Toronto (OHL)
9	273	Severin Blindenbacher	D	Mar. 15, 1983	Kloten (Swiss)

**2002**

Rnd	Overall	Player	Position	Birthdate	Drafted From
1	19	Jakub Koreis	C	June 26, 1984	Plezen (CZE)
1	23	Ben Eager	LW	Jan. 22, 1984	Oshawa (OHL)
2	46	David LeNeveu	G	May 23, 1983	Cornell University (ECAC)
3	70	Joe Callahan	D	Dec. 20, 1982	Yale University (ECAC)
3	80	Matt Jones	D	Aug. 8, 1983	North Dakota (WCHA)
4	97	Lance Monych	RW	July 25, 1984	Brandon (WHL)
5	132	John Zeiler	RW	Nov. 21, 1982	Sioux City (USHL)
6	186	Jeff Pietrasiak	G	Apr. 5, 1983	Berkshire (USHSE)
7	216	Ladislav Kouba	LW	Sept. 10, 1983	Red Deer (WHL)
8	249	Marcus Smith	D	Jan. 14, 1983	Kitchener (OHL)
9	280	Russell Spence	C	Jan. 1, 1982	Opaskwayak (OCN) (MJHL)

**2003**

Rnd	Overall	Player	Position	Birthdate	Drafted From
3	77	Tyler Redenbach	C/LW	Sept. 25, 1984	Swift Current (WHL)
3	80	Dmitri Pestunov	C	Jan. 22, 1985	Magnitogorsk (Russia)
4	115	Liam Lindstrom	C	Jan. 12, 1985	Mora (Sweden)
6	178	Ryan Gibbons	RW	Jan. 1, 1985	Seattle (WHL)
7	208	Randall Gelech	C/RW	Feb. 2, 1984	Kelowna (WHL)
8	242	Eduard Lewandowski	LW	May 3, 1980	Koln (Germany)
9	272	Sean Sullivan	D	Mar. 29, 1984	St. Sebastian's (USHSE)
9	290	Loic Burkhalter	C	Feb. 11, 1980	Ambri (Swiss)

**2004**

Rnd	Overall	Player	Position	Birthdate	Drafted From
1	5	Blake Wheeler	RW	Aug. 31, 1986	Breck (USHSW)
2	35	Logan Stephenson	D	Feb. 19, 1986	Tri-City (WHL)
2	50	Enver Lisin	RW	Apr. 22, 1986	Saratov (Russia)
4	103	Roman Tomanek	RW	Jan. 28, 1986	Povazka Bystrica (Slovakia)
4	119	Kevin Porter	C/LW	Mar. 12, 1986	US National Under-18 (USA)
6	168	Kevin Cormier	LW	Jan. 27, 1986	Moncton Jr A (MJHL)
7	199	Chad Kolarik	C	Jan. 26, 1986	US National Under-18 (USA)
8	240	Aaron Gagnon	C	Apr. 24, 1986	Seattle (WHL)
9	261	William Engasser	LW	Sept. 25, 1985	Blake (USHSW)
9	265	Daniel Winnik	C/LW	Mar. 6, 1985	New Hampshire (H.E.)



**2005**

Rnd	Overall	Player	Position	Birthdate	Drafted From
1	17	Martin Hanzal	C	Feb. 20, 1987	Budejovice Jr. (Czech Rep.)
2	59	Pier-Olivier Pelletier	G	Apr. 8, 1987	Drummondville (QMJHL)
4	105	Keith Yandle	D	Sept. 9, 1986	Cushing Academy (USHSE)
5	148	Anton Krysanov	C	Mar. 25, 1987	Togliatti (Russia)
7	212	Pat Brosnihan	RW	Aug. 20, 1986	Worcester Academy (USHSE)

**2006**

Rnd	Overall	Player	Position	Birthdate	Drafted From
1	8	Peter Mueller	C	Apr. 14, 1988	Everett (WHL)
1	29	Chris Summers	D	Feb. 5, 1988	US National Under-18 (USA)
3	88	Jonas Ahnelov	D	Dec. 11, 1987	Frolunda (Sweden)
5	130	Brett Bennett	G	Mar. 8, 1988	US National Under-18 (USA)
5	131	Martin Latal	RW	Mar. 17, 1988	Kladno (Czech Rep.)
5	152	Jordan Bendfeld	D	Feb. 9, 1988	Medicine Hat (WHL)
7	188	Chris Frank	D	Jan. 8, 1986	Western Michigan (CCHA)
7	196	Benn Ferriero	C/RW	Apr. 29, 1987	Boston College (H-East)

**2007**

Rnd	Overall	Player	Position	Birthdate	Drafted From
1	3	Kyle Turris	C	Aug. 14, 1989	Burnaby (BCHL)
1	30	Nick Ross	D	Feb. 10, 1989	Regina (WHL)
2	32	Brett MacLean	LW	Dec. 24, 1988	Oshawa (OHL)
2	36	Joel Gistedt	G	Dec. 7, 1987	Uddevalla (Sweden)
4	103	Vladimir Ruzicka	C	Feb. 17, 1989	Slavia (Czech Republic)
5	123	Maxim Goncharov	D	June 15, 1989	CSKA 2 (Russia)
6	153	Scott Darling	G	Dec. 22, 1988	Capital Dist. (EJHL)

**2008**

Rnd	Overall	Player	Position	Birthdate	Drafted From
1	8	Mikkel Boedker	RW	Dec. 16, 1989	Kitchener (OHL)
1	28	Viktor Tikhonov	RW	May 12, 1988	Cherepovets (Russia)
2	49	Jared Staal	RW	Aug. 21, 1990	Sudbury (OHL)
3	69	Michael Stone	D	June 7, 1990	Calgary (WHL)
3	76	Mathieu Brodeur	D	June 21, 1990	Cape Breton (QMJHL)
4	99	Colin Long	C	June 19, 1989	Kelowna (WHL)
6	159	Brett Hextall	RW	Apr. 2, 1988	Penticton (BCHL)
7	189	Tim Billingsley	D	Jan. 17, 1990	Mississauga St. Michael's (OHL)

**2009**

Rnd	Overall	Player	Position	Birthdate	Drafted From
1	6	Oliver Ekman-Larsson	D	July 17, 1991	Leksand (Sweden-2)
2	36	Chris Brown	RW	Feb. 3, 1991	U.S. Under-18 (NTDP)
3	91	Michael Lee	G	Oct. 5, 1990	Fargo (USHL)
4	97	Jordan Szwarz	RW	May 14, 1991	Saginaw (OHL)
4	105	Justin Weller	D	July 26, 1991	Red Deer (WHL)
6	157	Evan Bloodoff	LW	Nov. 21, 1990	Kelowna (WHL)

**2010**

Rnd	Overall	Player	Position	Birthdate	Drafted From
1	13	Brandon Gormley	D	Feb. 18, 1992	Moncton (QMJHL)
1	27	Mark Visentin	G	Aug. 7, 1992	Niagara (OHL)
2	52	Philip Lane	RW	May 29, 1992	Brampton (OHL)
2	57	Oscar Lindberg	C	Oct. 29, 1991	Skelleftea (Sweden)
5	138	Louis Domingue	G	Mar. 6, 1992	Quebec (QMJHL)

**2011**

Rnd	Overall	Player	Position	Birthdate	Drafted From
1	20	Connor Murphy	D	Mar. 26, 1993	U.S. NTDP (USHL)
2	51	Alexander Ruuttu	C	Dec. 9, 1992	Jokerit (SM-liiga)
2	56	Lucas Lessio	LW	Jan. 23, 1993	Oshawa (OHL)
3	84	Harrison Ruopp	D	Mar. 17, 1993	Prince Albert (WHL)
4	111	Kale Kessy	LW	Dec. 4, 1992	Medicine Hat (WHL)
5	141	Darian Dziurzynski	LW	Mar. 30, 1992	Saskatoon (WHL)
6	155	Andrew Fritsch	RW	Mar. 24, 1993	Owen Sound (OHL)
7	196	Zac Larraza	LW	Feb. 25, 1993	U.S. NTDP (USHL)

**2012**

Rnd	Overall	Player	Position	Birthdate	Drafted From
1	27	Henrik Samuelsson	RW	Feb. 7, 1994	Edmonton (WHL)
2	58	Jordan Martinook	C	July 25, 1992	Vancouver (WHL)
3	88	James Melindy	D	Dec. 11, 1993	Moncton (QMJHL)
4	102	Rhett Holland	D	Sept. 25, 1993	Okotoks (AJHL)
5	148	Niklas Tikkinen	D	June 1, 1994	Espoo (FIN)
6	178	Hunter Fejes	LW	May 31, 1994	Shattuck St. Mary's (MN-HS)
7	184	Marek Langhamer	G	July 22, 1994	HC Pardubice (Czech)
7	208	Justin Hache	D	Jan. 10, 1994	Shawinigan (QMJHL)

**2013**

Rnd	Overall	Player	Position	Birthdate	Drafted From
1	12	Max Domi	C	Mar. 2, 1995	London (OHL)
2	39	Laurent Dauphin	C	Mar. 27, 1995	Chicoutimi (QMJHL)
3	62	Yan-Pavel Laplante	C	Apr. 23, 1995	Prince Edward (QMJHL)
5	133	Connor Clifton	D	Apr. 28, 1995	USA U-18 (USHL)
6	163	Brendan Burke	G	Mar. 11, 1995	Portland (WHL)
7	193	Jedd Soleway	RW	May 12, 1994	Penticton (BCHL)

**2014**

Rnd	Overall	Player	Position	Birthdate	Drafted From
1	12	Brendan Perlini	LW	Apr. 27, 1996	Niagara (OHL)
2	43	Ryan MacInnis	C	Feb. 14, 1996	Kitchener (OHL)
2	58	Christian Dvorak	LW	Feb. 2, 1996	London (OHL)
3	87	Anton Karlsson	RW	Aug. 3, 1996	Frolunda Jr. (Sweden)
4	117	Michael Bunting	LW	Sept. 17, 1995	Sault Ste. Marie (OHL)
5	133	Dysin Mayo	D	Aug. 17, 1996	Edmonton (WHL)
6	163	David Westlund	D	Feb. 5, 1995	Brynas Jr. (Sweden)
7	191	Jared Fiegl	LW	Jan. 23, 1996	USA U18 (USDP)
7	193	Edgars Kulda	LW	Nov. 13, 1994	Edmonton (WHL)

**2015**

Rnd	Overall	Player	Position	Birthdate	Drafted From
1	3	Dylan Strome	C	Mar. 7, 1997	Erie (OHL)
1	30	Nick Merkley	RW	May 23, 1997	Kelowna (WHL)
2	32	Christian Fischer	RW	Apr. 15, 1997	USA U-18 (USHL)
3	63	Kyle Capobianco	D	Aug. 13, 1997	Sudbury (OHL)
3	76	Adin Hill	G	May 11, 1996	Portland (WHL)
3	81	Brendan Warren	LW	May 7, 1997	USA U-18 (USHL)
3	83	Jens Looke	RW	Apr. 11, 1997	Brynas (Sweden)
5	123	Conor Garland	RW	Mar. 11, 1996	Moncton (QMJHL)
7	183	Erik Kallgren	G	Oct. 14, 1996	Linkoping Jr. (Sweden Jr.)

**2016**

Rnd	Overall	Player	Position	Birthdate	Drafted From
1	7	Clayton Keller	C	July 29, 1998	USA U18 (USDP)
1	16	Jakob Chychrun	D	Mar. 31, 1998	Sarnia (OHL)
3	68	Cam Dineen	D	Jun. 19, 1998	North Bay (OHL)
6	158	Patrick Kudla	D	Apr. 2, 1996	Oakville (OJHL)
7	188	Dean Stewart	D	Jun. 12, 1998	Portage (MJHL)

**2017**

Rnd	Overall	Player	Position	Birthdate	Drafted From
1	23	Pierre-Olivier Joseph	D	July 1, 1999	Charlottetown (QMJHL)
2	44	Filip Westerlund	D	Apr. 17, 1999	Frolunda HC (SHL)
3	69	MacKenzie Entwistle	C	July 14, 1999	Hamilton (OHL)
3	75	Nate Schnarr	C	June 15, 1999	Guelph (OHL)
3	82	Cameron Crotty	D	May 5, 1999	Brockville (CCHL)
4	108	Noel Hoefenmayer	D	Jan. 6, 1999	Ottawa (OHL)
5	126	Michael Karow	D	Dec. 18, 1998	Youngstown (USHL)
5	128	Tyler Steenbergen	C	Jan. 7, 1998	Swift Current (WHL)
7	190	Erik Walli Walterholm	RW	Feb. 27, 1999	Djurgardens (SuperElit)

**1979**

- June 5 Morris Lukowich reclaimed by Pittsburgh prior to the Expansion Draft.  
 June 9 Morris Lukowich claimed as a priority selection.  
 June 9 Barry Long reclaimed by Detroit prior to the Expansion Draft.  
 June 9 Scott Campbell reclaimed by St. Louis from Winnipeg prior to the Expansion Draft.  
 June 9 Scott Campbell claimed as priority selection by Winnipeg.  
 June 9 Bobby Hull reclaimed by Chicago prior to the Expansion Draft.  
 June 13 17 players claimed in the NHL Expansion Draft: Peter Marsh (Montreal), Lindsay Middlebrook (NY Rangers), Bobby Hull (Chicago), Al Cameron (Detroit), Dave Hoyda (Philadelphia), Jim Roberts (Minnesota), Lorne Stamler (Toronto), Mark Heaslip (Los Angeles), Pierre Hamel (Toronto), Gord McTavish (St. Louis), Gord Smith (Washington), Clark Hamilton (Detroit), Jim Cunningham (Philadelphia), Dennis Abgrall (Los Angeles), Bill Riley (Washington), Gene Carr (Atlanta), and Hilliard Graves (Vancouver).  
 June 28 Barry Melrose acquired from Quebec for Jamie Hislop and Barry Legge.  
 July 25 Wayne Dillion acquired from NY Rangers for future considerations.  
 Oct. 4 Ron Wilson acquired from Montreal for cash.

**1980**

- Feb. 27 Kris Manery claimed on waivers from Vancouver.  
 Feb. 27 Bobby Hull traded to Hartford for future considerations.  
 May 22 Doug Smail signed as a free agent.  
 May 26 Barry Legge acquired from Quebec for cash.  
 June 19 Rick Bowness acquired from St. Louis for Craig Norwich.  
 Sept. 26 Norm Dupont acquired from Montreal for a 2nd round draft choice (David Maley) in 1982.  
 Oct. 8 Danny Geoffrion acquired from Quebec for cash.  
 Oct. 31 Barry Long acquired from Detroit for cash.  
 Nov. 30 Barry Melrose claimed on waivers by Toronto.  
 Dec. 1 Doug Lecuyer and Tim Trimper acquired from Chicago for Peter Marsh.  
 Dec. 2 Richard Mulhern traded to Toronto for cash.

**1981**

- Jan. 12 Rick Dudley claimed on waivers from Buffalo.  
 Feb. 10 Michel Dion acquired from Quebec for cash.  
 July 2 Bryan Maxwell, Ed Staniowski and Paul MacLean acquired from St. Louis for Scott Campbell and John Markell.  
 July 15 Lucien DeBlois acquired from Colorado for Brent Ashton and a 3rd round draft choice (Dave Kasper) in 1982.  
 July 31 Lindsay Middlebrook traded to Minnesota for cash.  
 Sept. 8 Doug Soetaert acquired from NY Rangers for a 3rd draft round choice (Vesa Salo) in 1983.  
 Oct. 5 Serge Savard claimed from Montreal in Waiver Draft.  
 Oct. 5 Craig Levie claimed from Montreal in Waiver Draft.

**1982**

- May 5 Brian Hayward signed as a free agent.  
 Oct. 4 Doug Lecuyer claimed by Pittsburgh in Waiver Draft.

**1983**

- Mar. 7 Laurie Boschman acquired from Edmonton for Willy Lindstrom.  
 June 8 Dave Christian traded to Washington for 1st round draft choice (Bobby Dollas) in 1983.  
 July 4 Norm Dupont traded to Hartford for 4th round draft choice (Chris Mills) in 1984.  
 Aug. 3 Tim Young acquired from Minnesota for Craig Levie and the rights to Tom Ward.  
 Nov. 4 Robert Picard acquired from Montreal for 3rd round draft choice (Patrick Roy) in 1984.  
 Nov. 10 Mike Veisor acquired from Hartford for Ed Staniowski.

**1984**

- Jan. 12 Jordy Douglas acquired from Minnesota for Tim Trimper.  
 Feb. 6 Jimmy Mann traded to Quebec for 5th round draft choice (Brent Severyn) in 1984.  
 Mar. 5 Randy Carlyle acquired from Pittsburgh for 1st round draft choice (Doug Bodger) in 1984 and future considerations (Moe Mantha).  
 May 1 Moe Mantha traded to Pittsburgh as future considerations in previous trade (Mar. 5, 1984).  
 June 13 Perry Turnbull acquired from Montreal for Lucien DeBlois.  
 Oct. 9 Mark Holden acquired from Montreal for Doug Soetaert.  
 Oct. 16 Tim Young traded to Philadelphia for future considerations.

**1985**

- Feb. 4 Jim Nill acquired from Boston for Morris Lukowich.  
 Sept. 27 Eldon Reddick signed as a free agent.  
 Nov. 21 Ray Neufeld acquired from Hartford for Dave Babych.  
 Nov. 27 Mario Marois acquired from Quebec for Robert Picard.

**1986**

- Jan. 31 Bill Derlago acquired from Boston for Wade Campbell.  
 June 21 Gilles Hamel acquired from Buffalo for Scott Arniel.  
 July 3 Murray Eaves traded to Edmonton for future considerations.  
 Aug. 19 Steve Penney and the rights to Jan Ingman acquired from Montreal for Brian Hayward.

**1987**

- Jan. 5 Bill Derlago traded to Quebec 4th round draft choice (Mark Brownschilde) in 1989.  
 Jan. 8 Steve Rooney acquired from Montreal for 3rd round draft choice (Francois Gravel) in 1987.  
 June 5 Perry Turnbull traded to St. Louis for 5th round draft choice (Ken Gernander) in 1987.  
 June 8 Brian Mullen traded to NY Rangers with 10th round draft choice (Brett Barnett) in 1987 for 5th round choice (Benoit Lebeau) in 1988 and 3rd round draft choice (Denny Felsner) in 1989.  
 July 16 Guy Larose signed as a free agent.  
 Dec. 16 Paul Boutilier acquired from NY Rangers for future considerations.  
 Dec. 17 Stu Kulak acquired from Quebec for Bobby Dollas.

**1988**

- Jan. 11 Mark Kumpel acquired from Detroit for Jim Nill.  
 Jan. 14 Alfie Turcotte acquired from Montreal for future considerations.  
 June 13 Brent Ashton acquired from Detroit for Paul MacLean.  
 July 15 Steve Fletcher signed as a free agent.  
 July 19 Alain Chevrier acquired from New Jersey with 7th round draft choice (Doug Evans) in 1989 for Steve Rooney and 3rd round draft choice (Brad Bombardir) in 1990.  
 July 29 Joel Baillargeon traded to Quebec for future considerations.  
 Sept. 29 Peter Douris traded to St. Louis for 12th round draft choice (Sergei Kharin) in 1989, 4th round draft choice (Scott Levins) in 1990 and Kent Carlson.  
 Oct. 3 Dave Hunter claimed from Edmonton in Waiver Draft.  
 Nov. 25 Paul Fenton acquired from Los Angeles for Gilles Hamel.  
 Dec. 6 Gord Donnelly acquired from Quebec for Mario Marois.  
 Dec. 12 Steve Fletcher traded to Philadelphia for future considerations.  
 Dec. 30 Moe Lemay acquired from Boston for Ray Neufeld.

**1989**

- Jan. 14 Dave Hunter claimed on waivers by Edmonton.  
 Jan. 19 Alain Chevrier traded to Chicago for 4th round draft choice (Allain Roy) in 1989.  
 June 17 Randy Cunneynworth, Rick Tabaracci and Dave McLlwin acquired from Pittsburgh for Jim Kyte, Andrew McBain and Randy Gilhen.  
 June 17 Greg Paslawski and 3rd round draft choice (Kris Draper) in 1989 acquired from St. Louis for 3rd round draft choice (Denny Felsner) in 1989 and 2nd round draft choice (Steve Staios) in 1991.  
 July 21 Shawn Cronin acquired from Philadelphia for future considerations.  
 Sept. 28 Eldon Reddick traded to Edmonton for future considerations.  
 Nov. 30 Phil Sykes acquired from Los Angeles for Brad Jones.  
 Dec. 13 Paul MacDermid acquired from Hartford for Randy Cunneynworth.

**1990**

- Jan. 22 Doug Evans acquired from St. Louis for Ron Wilson.  
 Jan. 22 Daniel Berthiaume traded to Minnesota for future considerations.  
 June 9 Phil Housley, Scott Arniel, Jeff Parker and 1st round draft choice (Keith Tkachuk) in 1990 acquired from Buffalo for Dale Hawerchuk and 1st round draft choice (Brad May) in 1990.  
 July 10 Simon Wheeldon acquired from NY Rangers for Brian McReynolds.  
 Sept. 6 Laurie Boschman traded to New Jersey for Bob Brooke.  
 Sept. 6 Craig Duncanson acquired from Minnesota for Brian Hunt.  
 Sept. 30 Peter Taglianetti traded to Minnesota for future considerations.  
 Nov. 7 Don Barber acquired from Minnesota for Doug Smail.  
 Nov. 10 Eddie Olczyk and Mark Osborne acquired from Toronto for Dave Ellett and Paul Fenton.  
 Dec. 14 Mike Eagles acquired from Chicago for 4th round draft choice (Igor Kravchuk) in 1991.

**1991**

- Jan. 22 Rudy Poeschek acquired from NY Rangers for Guy Larose.
- Feb. 4 Greg Paslawski traded to Buffalo for future considerations.
- Feb. 28 Tom Draper traded to St. Louis for future considerations (Jim Vesey).
- May 21 Bob Joyce, Kent Paynter and Tyler Larter acquired from Washington for Brent Hughes, Craig Duncanson and Simon Wheeldon.
- May 24 Jim Vesey acquired from St. Louis as future considerations in previous trade (Feb. 28, 1991).
- May 24 Tom Draper acquired from St. Louis for future considerations.
- May 30 Tyler Larter claimed by Minnesota in Expansion Draft.
- May 31 Rob Murray and future considerations acquired from Minnesota for 7th round draft choice (Geoff Finch) in 1991 and future considerations.
- June 20 Jim Vesey traded to Boston for future considerations.
- June 22 Tom Draper traded to Buffalo for 7th round draft choice (Artur Oktyabrev) in 1992.
- July 16 Troy Murray and Warren Rychel acquired from Chicago for Bryan Marchment and Chris Norton.
- Oct. 11 Dean Kennedy, Mike Hartman and Darrin Shannon acquired from Buffalo for Dave McLlwain, Gord Donnelly, 5th round draft choice (Yuri Khmylev) in 1992 and future considerations.
- Oct. 15 Tony Joseph traded to Minnesota for Tyler Larter.
- Oct. 22 Sergei Kharin traded to Quebec for Shawn Anderson.
- Oct. 23 Shawn Anderson traded to Washington for future considerations.
- Oct. 29 Petri Skriko acquired from Boston for Brent Ashton.
- Nov. 12 Don Barber claimed on waivers by Quebec.
- Nov. 22 Scott Arniel traded to Boston for future considerations.
- Nov. 26 Mario Marois acquired from St. Louis for future considerations.
- Dec. 30 Tony Joseph and future considerations acquired from Minnesota for Warren Rychel.

**1992**

- Jan. 10 Aaron Broten signed as a free agent.
- Feb. 27 Moe Mantha traded to Philadelphia for future considerations.
- Mar. 2 Mike Lalor acquired from Washington for Paul MacDermid.
- Mar. 10 Lucien DeBlois acquired from Toronto for Mark Osborne.
- June 10 Daniel Berthiaume acquired from Boston for Doug Evans.
- June 15 Christian Ruuttu acquired from Buffalo for Stephane Beauregard.
- June 18 Mike Hartman claimed by Tampa Bay in Expansion Draft.
- June 19 Danton Cole traded to Tampa Bay for future considerations.
- Aug. 6 Alan Kerr signed as a free agent.
- Aug. 10 Stephane Beauregard acquired from Chicago for Christian Ruuttu.
- Aug. 25 Shawn Cronin traded to Quebec for Dan Lambert.
- Oct. 1 Stephane Beauregard traded to Philadelphia for future considerations.
- Oct. 1 John Druce and 4th round draft choice (John Jakopin) in 1993 acquired from Washington for Pat Elynuik.
- Nov. 14 Andy Brickley signed as a free agent.
- Dec. 28 Tie Domi and Kris King acquired from NY Rangers for Eddie Olczyk.

**1993**

- Feb. 20 Mark Osiecki claimed on waivers from Ottawa.
- Feb. 21 Troy Murray traded to Chicago for Steve Bancroft and future considerations.
- Mar. 15 Rights to Dimitri Filimonov traded to Ottawa for 4th round draft choice (Ruslan Batyrshin) in 1993.
- Mar. 20 Mark Osiecki and 10th round draft choice (Bill Lang) in 1993 traded to Minnesota for 9th round draft choice (Vladimir Potatov) in 1993.
- Mar. 22 Dan Ratushny traded to Vancouver for 9th round draft choice (Harijs Vitolins) in 1993.
- Mar. 22 Jim Hrivnak and 2nd round draft choice (Alexei Budayev) in 1993 acquired from Washington for Rick Tabaracci.
- June 11 Paul Ysebaert acquired from Detroit for Aaron Ward, 4th round draft choice (John Jakopin) in 1993 and future considerations (Alan Kerr).
- June 11 Stephane Beauregard acquired from Philadelphia for future considerations.
- June 18 Alan Kerr traded to Detroit as future considerations in previous trade (June 11, 1993).
- June 24 Scott Levins and Steve Bancroft claimed by Florida in Expansion Draft.
- June 30 Kris Draper traded to Detroit for future considerations.
- July 8 Darryl Shannon signed as a free agent.
- July 29 Jim Hrivnak traded to St.Louis for 6th round draft choice (Chris Kibermanis) in 1994 and future considerations.
- Aug. 3 Dave Tomlinson acquired from Florida for Jason Cirone.
- Aug.12 Kevin McClelland acquired from Toronto for cash.
- Sept. 24 Nelson Emerson and Stephane Quintal acquired from St. Louis for

- Phil Housley.
- Sept. 30 Evgeny Davydov traded to Florida for 4th round draft choice (Adam Copeland) in 1994.
- Sept. 30 Brent Severyn acquired from New Jersey for 6th round draft choice (Ryan Smart) in 1994.
- Oct. 3 Brent Severyn traded to Florida for Milan Tichy.
- Nov. 26 Randy Gilhen and 6th round draft choice (Chris Kibermanis) in 1994 acquired from Florida for Stu Barnes.
- Dec. 5 Fredrik Olausson and a 7th round draft choice (Curtis Sheptak) in 1994 traded to Edmonton for a 3rd round draft choice (Tavis Hansen) in 1994.
- Dec. 9 Craig Fisher acquired from Edmonton for cash.

**1994**

- Feb. 1 Wayne McBean acquired from NY Islanders for Yan Kaminsky.
- Mar. 8 Tim Cheveldae and Dallas Drake acquired from Detroit for Bob Essensa and Sergei Bautin.
- Mar. 15 Dave Manson and 6th round draft choice (Chris Kibermanis) in 1994 acquired from Edmonton for Boris Mironov, Mats Lindgren, 1st round draft choice (Jason Bonsignore) and 4th round draft choice (Adam Copeland) in 1994.
- Mar. 21 Paul Ysebaert traded to Chicago for 3rd round draft choice (Kevin McKay) in 1995.
- May 25 Sheldon Kennedy acquired from Detroit for 3rd round draft choice (Darryl Laplante) in 1995.
- June 3 Neil Wilkinson acquired from Chicago for 3rd round draft choice (Kevin McKay) in 1995.
- July 8 Kevin McClelland traded to Buffalo for future considerations.
- Aug. 8 Brent Thompson and future considerations acquired from Los Angeles for rights to Ruslan Batyrshin and 2nd round draft choice (Marian Cisar) in 1996.

**1995**

- Jan. 18 Dean Kennedy claimed by Edmonton in Waiver Draft.
- Jan. 18 Sheldon Kennedy claimed by Calgary in Waiver Draft.
- Jan. 18 Wayne McBean claimed by Pittsburgh in Waiver Draft.
- Jan. 18 Igor Korolev claimed from St. Louis in Waiver Draft.
- Jan. 18 Craig Martin claimed on waivers from Detroit.
- Mar. 28 Arto Blomsten traded to Los Angeles for 8th round draft choice (Fredrik Loven) in 1995.
- Apr. 7 Mike Eastwood and 3rd round draft choice (Brad Isbister) in 1995 acquired from Toronto for Tie Domi.
- Apr. 7 Igor Ulanov and Mike Eagles traded to Washington for 3rd round draft choice (Sergei Gusev) and 5th round draft choice (Brian Elder) in 1995.
- Apr. 7 Eddie Olczyk acquired from NY Rangers for 5th round draft choice (Alexei Vasiliev) in 1995.
- Apr. 7 Greg Brown acquired from Pittsburgh for future considerations.
- June 27 Jeff Finley acquired from Philadelphia for Russ Romaniuk.
- July 21 Jason Simon signed as a free agent.
- July 21 Parris Duffus signed as a free agent.
- Aug. 8 Stewart Malgunas signed as a free agent.
- Aug. 9 Mike Stapleton signed as a free agent.
- Oct. 2 Jim McKenzie claimed from NY Islanders in Waiver Draft.
- Oct. 6 Darren Turcotte acquired from Hartford for Nelson Emerson.
- Oct. 13 Iain Fraser signed as a free agent.
- Oct. 13 Ed Ronan signed as a free agent.
- Dec. 14 Tom Draper signed as a free agent.
- Dec. 28 Norm Maciver acquired from Pittsburgh for Neil Wilkinson.

**1996**

- Feb. 7 Oleg Tverdovsky, Chad Kilger and 3rd round draft choice (Per-Anton Lundstrom) in 1996 acquired from Anaheim for Teemu Selanne, Marc Chouinard and 4th round draft choice (Kim Staal) in 1996.
- Feb. 15 Craig Muni and 1st round draft choice (Daniel Briere) in 1996 acquired from Buffalo for Darryl Shannon and Michal Grosek.
- Feb. 15 Denis Chasse acquired from Washington for Stewart Malgunas.
- Feb. 27 Dominic Roussel acquired from Philadelphia for Tim Cheveldae and 3rd round draft choice (Chester Gallant) in 1996.
- Mar. 18 Craig Janney acquired from San Jose for Darren Turcotte and a 2nd round draft choice (Remi Royer) in 1996.
- Mar. 20 Dallas Eakins claimed on waivers from St. Louis.
- Mar. 20 Ravil Gusmanov traded to Chicago for 4th round draft choice (Vladimir Antipov) in 1996.
- June 22 Mike Gartner acquired from Toronto for 4th round draft choice (Vladimir Antipov) in 1996.

July 2 Darcy Wakaluk signed as a free agent.  
 July 2 Cliff Ronning signed as a free agent.  
 July 3 Brad McCrimmon signed as a free agent.  
 July 15 Jim Johnson signed as a free agent.  
 Aug. 16 Jeremy Roenick acquired from Chicago for Alexei Zhamnov, Craig Mills and 1st round draft choice (Ty Jones) in 1997.  
 Aug. 22 Scott Levins signed as a free agent.  
 Aug. 26 Kevin Dahl signed as a free agent.  
 Sep. 30 Bob Corkum acquired from Philadelphia in Waiver Draft.  
 Nov. 12 Mike Hudson signed as a free agent.

**1997**

Feb. 6 Jayson More acquired from NY Rangers for Mike Eastwood and Dallas Eakins.  
 Mar. 17 Jocelyn Lemieux signed as a free agent.  
 Mar. 18 Murray Baron and Chris Murray acquired from Montreal for Dave Manson.  
 Mar. 18 Gerald Diduck acquired from Hartford for Chris Murray.  
 Mar. 18 Pat Jablonski acquired from Montreal for Steve Cheredaryk.  
 May 14 Sean Gagnon signed as a free agent.  
 July 8 Rick Tocchet signed as a free agent.  
 Aug. 4 Jeff Christian signed as a free agent.  
 Aug. 18 John Slaney signed as a free agent.  
 Sept. 26 Radoslav Suchy signed as a free agent.  
 Sept. 28 Jimmy Waite claimed from Chicago in Waiver Draft.  
 Nov. 25 Michel Petit signed as a free agent.

**1998**

Mar. 4 Keith Carney and Jim Cummins acquired from Chicago for Jayson More and Chad Kilger.  
 Mar. 24 Mark Janssens acquired from NY Islanders for 9th round draft choice (Jason Doyle) in 1998.  
 June 11 Louie DeBrusk and 5th round draft choice (Jay Leach) in 1998 acquired from Tampa Bay for Craig Janney.  
 June 18 J.F. Jomphe acquired from Anaheim for Jim McKenzie.  
 June 26 John Slaney claimed by Nashville in Expansion Draft.  
 June 30 Mike Sullivan acquired from Nashville for 7th round draft choice (Kyle Kettles) in 1999.  
 July 3 Jyrki Lumme signed as a free agent.  
 July 22 Bryan Helmer signed as a free agent.  
 Aug. 5 Andrei Vasilyev signed as a free agent.  
 Aug. 27 Joe Dziedzic signed as a free agent.  
 Sept. 1 Greg Adams signed as a free agent.  
 Oct. 31 Cliff Ronning and Richard Lintner traded to Nashville for future considerations.  
 Dec. 3 Stephen Leach signed as a free agent.  
 Dec. 19 Bryan Helmer claimed on waivers by St. Louis.

**1999**

Jan. 13 J.J. Daigneault acquired from Nashville for future considerations.  
 Mar. 8 Jamie Huscroft acquired from Vancouver for future considerations.  
 Mar. 11 Mikhail Shtalenkov acquired from Edmonton for 5th round draft choice (Matt Koalska) in 2000.  
 Mar. 17 Brian Noonan signed as a free agent.  
 Mar. 20 Robert Reichel, 3rd round draft choice (Jason Jaspers) in 1999, and 4th round draft choice (Preston Mizzi) in 1999 acquired from NY Islanders for Brad Isbister and 3rd round draft choice (Brian Collins) in 1999.  
 Mar. 23 Stan Neckar acquired from NY Rangers for Jason Doig and 6th round draft choice (Jay Dardis) in 1999.  
 Apr. 8 David Cullen signed as a free agent.  
 June 25 Mike Stapleton claimed by Atlanta in Expansion Draft.  
 June 25 Scott Langkow traded to Atlanta for future considerations.  
 June 26 Travis Green and 1st round draft choice (Scott Kelman) in 1999 from Anaheim for Oleg Tverdovsky.  
 June 26 Jim Cummins traded to Montreal for 6th round draft choice (Eric Lewerstrom) in 1999.  
 July 15 Todd Gill signed as a free agent.  
 July 16 David Oliver signed as a free agent.  
 July 16 Jean-Guy Trudel signed as a free agent.  
 Sept. 5 Bob Essensa signed as a free agent.  
 Sept. 11 Craig Mills acquired from Chicago for future considerations.  
 Sept. 27 Kevin Sawyer signed as a free agent.  
 Nov. 19 Sean Burke and 5th round draft choice (Nate Kiser) in 2000 acquired from Florida for Mikhail Shtalenkov and 4th round draft choice (Chris

Eade) in 2000.

**2000**

Feb. 3 Benoit Hogue signed as a free agent.  
 Mar. 7 Lyle Odelein acquired from New Jersey for Deron Quint and 3rd round draft choice (Beat Forster) in 2001.  
 Mar. 8 Mikael Renberg acquired from Philadelphia for Rick Tocchet.  
 Mar. 13 Philippe Audet acquired from Detroit for Todd Gill.  
 Mar. 14 Chris Joseph claimed on waivers from Vancouver.  
 June 23 Dallas Drake and Lyle Odelein claimed by Columbus in Expansion Draft.  
 June 23 Joé Juneau acquired from Minnesota for Rickard Wallin.  
 June 24 Brad May acquired from Vancouver for future considerations.  
 July 7 Landon Wilson signed as a free agent.  
 Aug. 31 Joel Bouchard signed as a free agent.  
 Dec. 2 Claude Lemieux signed as a free agent.

**2001**

Feb. 14 Chris Joseph claimed on waivers by Atlanta.  
 Mar. 5 Paul Mara, Mike Johnson, Ruslan Zainullin and 2nd round draft choice (Matthew Spiller) in 2001 acquired from Tampa Bay for Nikolai Khabibulin and Stan Neckar.  
 Mar. 13 Todd Simpson acquired from Florida for 2nd round draft choice (Igor Pohanka) in 2001.  
 Mar. 13 Michal Handzus, Ladislav Nagy, Jeff Taffe and 1st round draft choice (Ben Eager) in 2002 acquired from St. Louis for Keith Tkachuk.  
 June 5 Martin Grenier signed as a free agent.  
 June 12 Danny Markov acquired from Toronto for Travis Green, Robert Reichel and Craig Mills.  
 June 15 Joé Juneau traded to Montreal for future considerations.  
 June 18 Todd Warriner acquired from Tampa Bay for Juha Ylonen.  
 June 19 Keith Carney traded to Anaheim for 2nd round draft choice (Andrei Taratukhin) in 2001.  
 June 19 Branko Radivojevic signed as a free agent.  
 June 22 Sergei Berezin acquired from Toronto for Mikael Renberg.  
 June 23 Tyler Bouck acquired from Dallas for Jyrki Lumme.  
 July 2 Daymond Langkow acquired from Philadelphia for 2nd round draft choice (Dan Spang) in 2002 and 1st round draft choice (Jeff Carter) in 2003.  
 Aug. 30 Zac Bierk signed as a free agent.  
 Dec. 28 Drake Berehowsky and Denis Pederson acquired from Vancouver for Todd Warriner, Trevor Letowski, Tyler Bouck and 3rd round draft choice (Dmitri Pestunov) in 2003.

**2002**

Jan. 4 Sebastien Bordeleau acquired from Minnesota for David Cullen.  
 Jan. 25 Andrei Nazarov acquired from Boston for 5th round draft choice (Peter Hamerlik) in 2002.  
 Jan. 25 Brian Savage, 3rd round draft choice (Matt Jones) in 2002 and future considerations acquired from Montreal for Sergei Berezin.  
 Mar. 19 Darcy Hordichuk, 4th round draft choice (Lance Monych) in 2002 and 5th round draft choice (John Zeiler) in 2002 acquired from Atlanta for Kirill Safronov, Ruslan Zainullin and 4th round draft choice (Patrick Dwyer) in 2002.  
 May 23 Michael Schutte signed as a free agent.  
 June 12 Brian Boucher and 3rd round draft choice (Joe Callahan) in 2002 acquired from Philadelphia for Robert Esche and Michal Handzus.  
 July 7 Kelly Buchberger signed as a free agent.  
 July 12 Tony Amonte signed as a free agent.  
 Oct. 26 Deron Quint signed as a free agent.  
 Nov. 7 Frank Banham signed as a free agent.  
 Dec. 19 Paul Ranheim acquired from Philadelphia for a conditional draft choice in 2004.  
 Dec. 31 Jean-Marc Pelletier and a conditional draft choice acquired from Carolina for Patrick DesRochers.

**2003**

Jan. 16 Scott Pellerin and a conditional draft choice acquired from Dallas for Claude Lemieux.  
 Mar. 8 Brad Ference acquired from Florida for Darcy Hordichuk and 2nd round draft choice (Matt Smaby) in 2003.  
 Mar. 10 Guillaume Lefebvre, 3rd round draft choice (Tyler Redenbach) in 2003 and 2nd round draft choice (Brandon Dubinsky) in 2004 acquired from Philadelphia for Tony Amonte.  
 Mar. 10 Chris Gratton and 4th round draft choice (Liam Reddox) in 2004

acquired from Buffalo for Daniel Briere and 3rd round draft choice (Andrej Sekera) in 2004.

Mar. 11 Jan Hrdina and Francois Leroux acquired from Pittsburgh for Ramzi Abid, Dan Focht and Guillaume Lefebvre.

Mar. 11 Brad May traded to Vancouver for a conditional draft choice (Dmitri Pestunov) in 2003.

Apr. 10 Mike Stutzel signed as a free agent.

June 21 David Tanabe and Igor Knyazev acquired from Carolina for Danny Markov and 3rd round draft choice (Billy Ryan) in 2004.

June 21 Tyson Nash acquired from St. Louis for 5th round draft choice (Lee Stempniak) in 2003.

July 10 Cale Hulse signed as a free agent.

July 15 Daniel Cleary signed as a free agent.

July 22 Mike Sillinger and a conditional draft choice acquired from Dallas for Teppo Numminen.

July 25 Bryan Helmer acquired from Vancouver for Martin Grenier.

Oct. 3 Todd Simpson claimed by Anaheim in Waiver Draft.

Dec. 30 Ivan Novoseltsev acquired from Florida for future considerations.

**2004**

Jan. 17 Todd Reirden acquired from Anaheim for future considerations.

Feb. 9 Mike Comrie acquired from Philadelphia for Sean Burke, Branko Radivojevic and Ben Eager.

Feb. 11 Frank Banham removed from reserve list per mutual agreement.

Feb. 22 Landon Wilson traded to Pittsburgh for future considerations.

Mar. 4 Brent Johnson acquired from St. Louis for Mike Sillinger.

Mar. 5 Mike Rupp and 2nd round draft choice (Geoff Paukovich) in 2004 acquired from New Jersey for Jan Hrdina.

Mar. 9 Derek Morris and Keith Ballard acquired from Colorado for Chris Gratton, Ossi Vaananen and 2nd round draft choice (Paul Stastny) in 2005.

Mar. 9 Brian Savage traded to St. Louis for future considerations.

June 26 Jason Chimera and 3rd round draft choice (Vaclav Meidl) in 2004 acquired from Edmonton for 2nd round draft choice (Geoff Paukovich) and 4th round draft choice (Liam Reddox) in 2004.

July 5 Boyd Devereaux signed as a free agent.

July 6 Sean O'Donnell signed as a free agent.

July 6 Radoslav Suchy and 6th round draft choice (Derek Reinhart) in 2005 traded to Columbus for 4th round draft choice (Jeremy Duchesne) in 2005.

July 9 Mike Ricci signed as a free agent.

Aug. 6 Brett Hull signed as a free agent.

Aug. 26 Petr Nedved signed as a free agent.

Aug. 26 Denis Gauthier and Oleg Saprykin acquired from Calgary for Daymond Langkow.

Sept. 15 Olivier Latendresse signed as a free agent.

Nov. 20 Jarrod Skalde acquired on loan from Tampa Bay for loan of Jason Jaspers.

**2005**

Feb. 10 Jamie Storr acquired on loan from Tampa Bay for loan of Jean-Marc Pelletier.

Aug. 17 Curtis Joseph signed as a free agent.

Aug. 23 Mike Leclerc acquired from Anaheim for a conditional draft choice (Steven Kampfer) in 2007.

Aug. 26 Zbynek Michalek acquired from Minnesota for Erik Westrum and Dustin Wood.

Oct. 8 Geoff Sanderson and Tim Jackman acquired from Columbus for Jason Chimera, Cale Hulse and Mike Rupp.

Oct. 15 Brett Hull retired.

Oct. 18 Jamie Lundmark acquired from NY Rangers for Jeff Taffe.

Nov. 4 Steve Gainey signed as a free agent.

Nov. 5 Yanick Lehoux claimed on waivers from Los Angeles.

Nov. 11 Krystofer Kolanos claimed on waivers by Edmonton.

Nov. 18 Dave Scatchard acquired from Boston for David Tanabe.

Nov. 25 Pascal Rheaume, Ray Schultz and Steven Spencer acquired from New Jersey for Brad Ference.

Nov. 25 Yanick Lehoux claimed on waivers by Los Angeles.

Nov. 28 Mikael Tellqvist acquired from Toronto for Tyson Nash and 4th round draft choice (Matt Frattin) in 2007.

Dec. 19 Krystofer Kolanos claimed on waivers from Edmonton.

Dec. 28 Pavel Brendl acquired from Carolina for Krystofer Kolanos.

**2006**

Jan. 20 Dennis Seidenberg acquired from Philadelphia for Petr Nedved.

Jan. 24 Jeff Taffe acquired from NY Rangers for Martin Sonnenberg.

Feb. 1 Steven Reinprecht and Philippe Sauve acquired from Calgary for Brian Boucher and Mike Leclerc.

Mar. 9 Joel Perrault acquired from Anaheim for Sean O'Donnell.

Mar. 9 Josh Gratton and two 2nd round draft choices (Cory Emerton and Shawn Matthias) in 2006 acquired from Philadelphia for Denis Gauthier.

Mar. 9 Jamie Rivers acquired from Detroit for 7th round draft choice (Nick Oslund) in 2006.

Mar. 9 Yanick Lehoux acquired from Los Angeles for Tim Jackman.

Mar. 9 Jamie Lundmark traded to Calgary for a 4th round draft choice (Doug Rogers) in 2006.

Mar. 9 Oleg Kvasha and conditional draft choice acquired from NY Islanders for 3rd round choice (Brad Marchand) in 2006.

Mar. 27 Bill Thomas signed as a free agent.

May 5 Patrick Fischer signed as a free agent.

June 26 Nick Boynton and 4th round draft choice (Matt Frattin) in 2007 acquired from Boston for Paul Mara and 3rd round draft choice (Maxime MacEnaver) in 2007.

July 1 Ed Jovanovski signed as a free agent.

July 2 Mike Morrison signed as a free agent.

July 3 Josh Tordjman signed as a free agent.

July 4 Jeremy Roenick signed as a free agent.

July 5 Georges Laraque signed as a free agent.

July 12 Mike Johnson traded to Montreal for a 4th round choice (Vladimir Ruzicka) in 2007.

July 17 Don MacLean signed as a free agent.

July 19 Bryan Helmer signed as a free agent.

July 20 Travis Roche signed as a free agent.

July 21 Mike Zigomanis signed as a free agent.

Aug. 16 Owen Nolan signed as a free agent.

Oct. 29 Yanic Perreault signed as a free agent.

Oct. 31 Joel Perrault claimed on waivers by St. Louis.

Nov. 28 Mikael Tellqvist acquired from Toronto for Tyson Nash and 4th round draft choice in 2007.

Dec. 19 Joel Perrault claimed on waivers from St. Louis.

**2007**

Jan. 3 Alexei Kaigorodov acquired from Ottawa for Mike Comrie.

Jan. 8 Kevyn Adams acquired from Carolina for Dennis Seidenberg.

Feb. 12 Mathias Tjarnqvist and 1st round draft choice (Riley Nash) in 2007 acquired from Dallas for Ladislav Nagy.

Feb. 27 Brendan Bell and 2nd round draft choice in 2008 from Toronto for Yanic Perreault and 5th round draft choice in 2008.

Feb. 27 Oleg Saprykin and 7th round draft choice (Torrie Jung) in 2007 traded to Ottawa for 2nd round draft choice in 2008.

Feb. 27 Niko Kapanen claimed off waivers from Atlanta.

Feb. 27 Daniel Carcillo and 3rd round draft choice in 2008 acquired from Pittsburgh for Georges Laraque.

Mar. 15 Alex Leavitt signed as a free agent.

July 9 Mike York signed as a free agent.

July 9 Joey Tenute signed as a free agent.

July 9 John DiSalvatore signed as a free agent.

July 13 Tomas Surovy signed as a free agent.

July 19 David Aebischer signed as a free agent.

July 19 Craig Weller signed as a free agent.

July 19 David Schlemko signed as a free agent.

July 20 Matt Murley signed as a free agent.

July 23 Ryan Caldwell signed as a free agent.

Aug. 9 Joel Perrault signed to a one-year contract.

Aug. 11 Radim Vrbata acquired from Chicago for Kevyn Adams.

Aug. 13 Alex Auld signed as a free agent.

Aug. 29 Keith Ballard signed to a two-year contract.

Oct. 8 Freddy Meyer claimed off waivers from NY Islanders.

Nov. 10 Freddy Meyer claimed off waivers by NY Islanders

Nov. 17 Ilya Bryzgalov claimed off waivers from Anaheim.

Nov. 23 David Aebischer loaned to HC Lugano (Swiss National League A).

Dec. 6 Nate DiCasmirro and a 5th round pick in the 2009 NHL Entry Draft acquired from Boston in exchange for Alex Auld.

**2008**

Jan. 23 Ilya Bryzgalov signed to a three-year contract.

Feb. 8 Pete Vandermeer signed as a free agent.

Feb. 26 Marcel Hossa and Al Montoya acquired from NY Rangers in exchange for Fredrik Sjostrom, David LeNeveu, Josh Gratton and a conditional

draft pick.  
 Mar. 31 Kyle Turris signed to entry-level contract.  
 Apr. 2 Nick Ross signed to entry-level contract.  
 Apr. 13 Chad Kolarik signed to entry-level contract.  
 Apr. 14 Kevin Porter signed to entry-level contract.  
 Apr. 28 Brett MacLean signed to entry-level contract.  
 May 20 Jonas Ahnelov signed to entry-level contract.  
 June 20 Olli Jokinen acquired from Florida in exchange for Keith Ballard, Nick Boynton and 2nd round draft choice in 2008 .  
 June 25 Brian McGrattan acquired from Ottawa in exchange for a 5th round pick in 2009.  
 July 1 Kurt Sauer signed as a free agent.  
 July 1 Todd Fedoruk signed as a free agent  
 July 1 Mikkel Boedker signed to entry-level contract.  
 July 1 Viktor Tikhonov signed to entry-level contract.  
 July 2 Drew Fata signed as a free agent.  
 July 2 Derek Nesbitt signed as a free agent.  
 July 2 David Spina signed as a free agent.  
 July 2 Al Montoya signed to a two-year contract.  
 July 3 David Hale signed as a free agent.  
 July 3 Matt Jones signed a two-year contract.  
 July 3 Francis Lessard signed as a free agent.  
 July 3 Brian McGrattan signed a one-year contract.  
 July 15 Jeff Hoggan signed as a free agent.  
 July 15 Ryan Lannon signed as a free agent.  
 July 18 Garth Murray signed as a free agent.  
 July 22 Daniel Carcillo signed to a two-year contract.  
 Aug. 14 Joel Perrault signed to a two-year contract.  
 Sept. 12 Sean Zimmerman acquired from New Jersey in exchange for Kevin Cormier  
 Oct. 9 Mike Zigomanis traded to Pittsburgh in exchange for future considerations  
 Oct. 28 Ken Klee claimed off waivers from Anaheim  
 Nov. 3 Alexander Nikulin acquired from Ottawa in exchange for Drew Fata  
 Nov. 25 Wyatt Smith acquired from Tampa Bay in exchange for future considerations  
 Dec. 3 Joakim Lindstrom acquired from Anaheim in exchange for Logan Stephenson

**2009**

Mar. 4 Mikael Tellqvist traded to Buffalo in exchange for a 4th round draft choice in 2010  
 Mar. 4 Matthew Lombardi, Brandon Prust and a conditional 1st round draft choice acquired from Calgary in exchange for Olli Jokinen and a 3rd round draft choice in 2009  
 Mar. 4 Scottie Upshall and a 2nd round draft choice in 2011 acquired from Philadelphia in exchange for Daniel Carcillo  
 Mar. 4 Nigel Dawes, Dmitri Kalinin and Petr Prucha acquired from NY Rangers in exchange for Derek Morris  
 Mar. 20 Jeff May signed as a free agent; assigned to San Antonio (AHL)  
 Apr. 13 Justin Bernhardt signed to entry-level contract  
 June 19 Stefan Meyer acquired from Florida in exchange for the rights to Steven Reinprecht  
 June 19 Petr Prucha signed to a two-year contract  
 June 27 Jim Vandermeer acquired from Calgary in exchange for Brandon Prust  
 June 27 Sami Lepisto acquired from Washington in exchange for a 5th round draft choice in 2010  
 June 27 Shaun Heshka acquired from Vancouver in exchange for a seventh round draft choice in 2009  
 July 1 Vernon Fiddler signed as a free agent  
 July 1 Jason LaBarbera signed as a free agent  
 July 2 Adrian Aucoin signed as a free agent  
 July 13 Lauri Korpikoski acquired from NY Rangers in exchange for Enver Lisin  
 July 16 Keith Yandle signed to a two-year contract  
 July 21 Radim Vrbata acquired from Tampa Bay in exchange for Todd Fedoruk and David Hale  
 July 28 Scottie Upshall signed to a one-year contract  
 Sept. 2 Taylor Pyatt signed as a free agent  
 Sept. 28 Ryan Hollweg signed as a free agent  
 Sept. 28 Matt Watkins signed to entry level contract  
 Sept. 29 Robert Lang signed as a free agent  
 Sept. 30 Paul Bissonnette claimed off waivers from Pittsburgh  
 Oct. 1 Colin Long signed to entry level contract  
 Nov. 28 Viktor Tikhonov loaned to Cherepovets (KHL - Russia)

Dec. 9 Michael Stone signed to entry level contract  
 Dec. 21 Anders Eriksson signed to contract

**2010**

Mar. 3 Wojtek Wolski acquired from Colorado for Peter Mueller and Kevin Porter  
 Mar. 3 Derek Morris acquired from Boston for a conditional draft choice in the 2011 Entry Draft  
 Mar. 3 Lee Stempniak acquired from Toronto for Matt Jones and a 4th and 7th round choice in the 2010 Entry Draft  
 Mar. 3 Mathieu Schneider acquired from Vancouver for Sean Zimmerman and a conditional draft choice in the 2010 Entry Draft  
 Mar. 3 Petteri Nokelainen acquired from Anaheim for 6th round draft choice in the 2011 Entry Draft  
 Mar. 3 Alexandre Picard acquired from Columbus for Chad Kolarik  
 Mar. 3 Miika Wiikman and a 7th round choice in the 2011 Entry Draft acquired from NY Rangers for Anders Eriksson  
 Mar. 13 Viktor Tikhonov recalled from Cherepovets (KHL)  
 Mar. 31 Chris Summers signed to an entry level contract  
 Apr. 2 Mathieu Brodeur signed to an entry level contract  
 May 3 Maxim Goncharov signed to entry level contract  
 May 13 Acquired a 5th round draft choice in the 2010 Entry Draft from Carolina for the rights to prospect Jared Staal  
 May 24 Oliver Ekman-Larsson signed to entry level contract  
 June 9 Scottie Upshall signed to a one-year contract  
 June 10 David Schlemko signed to a one-year contract  
 June 10 Ryan Hollweg signed to a one-year contract  
 June 17 Adrian Aucoin signed to a two-year contract  
 June 21 Taylor Pyatt signed to a two-year contract  
 June 28 Wojtek Wolski signed to a two-year contract  
 June 28 Daniel Winnik traded to Colorado for 4th round choice in the 2012 Entry Draft  
 June 29 Sami Lepisto signed to one-year contract  
 June 30 Patrick O'Sullivan acquired from Edmonton for Jim Vandermeer; O'Sullivan's contract bought out  
 July 1 Ray Whitney signed as a free agent  
 July 1 Derek Morris signed to a four-year contract  
 July 1 Petteri Nokelainen's contract is bought out  
 July 2 Andrew Ebbett signed as a free agent  
 Sept. Eric Belanger signed as a free agent  
 Sept. Lee Stempniak signed to a two-year contract  
 Oct. 8 Brandon Gormley signed to an entry-level contract  
 Dec. 16 Tom Fenton signed to an emergency contract

**2011**

Jan. 10 Acquired Michal Rozsival from the New York Rangers in exchange for Wojtek Wolski  
 Feb. 9 Acquired a 6th round draft choice in the 2011 Entry Draft from the New York Islanders in exchange for Al Montoya  
 Feb. 28 Acquired Rostislav Klesla and Dane Byers from the Columbus Blue Jackets in exchange for Scottie Upshall and Sami Lepisto  
 Apr. 2 Andy Miele (Miami, OH) signed to an entry-level contract  
 Apr. 6 Mark Visentin signed to an entry-level contract  
 Apr. 22 Brett Hextall signed to an entry-level contract  
 May 8 Acquired Ethan Werek from the New York Rangers in exchange for Oscar Lindberg  
 May 19 Ethan Werek signed to an entry-level contract  
 May 20 Petteri Nokelainen signed to a one-year contract  
 June 1 Jordan Szwarz signed to an entry-level contract  
 June 1 Louis Domingue signed to an entry-level contract  
 June 2 Justin Weller signed to an entry-level contract  
 June 6 Jason LaBarbera signed to a two-year contract  
 June 7 Acquired Matt Clackson, a 3rd round draft choice in the 2012 Entry Draft and future considerations from the Philadelphia Flyers in exchange for the negotiating rights to Ilya Bryzgalov  
 July 1 Mike Smith signed as a free agent  
 July 1 Raffi Torres signed as a free agent  
 July 1 Boyd Gordon signed as a free agent  
 July 1 Radim Vrbata re-signed to a three-year contract  
 July 2 Alex Bolduc signed as a free agent  
 July 4 Curtis McElhinney signed as a free agent  
 July 4 Tyler Eckford signed as a free agent  
 July 5 Keith Yandle re-signed to a five-year contract  
 July 6 Dean Arsene signed as a free agent  
 July 6 Nathan Oystriick signed as a free agent

July 6 Matt Watkins re-signed to a one-year contract  
 July 19 Kyle Chipchura signed as a free agent  
 July 19 Marc-Antoine Pouliot signed to a one-year contract  
 July 19 Mathieu Beaudoin signed to a one-year contract  
 July 19 Brett MacLean signed to a one-year contract  
 July 20 Lauri Korpikoski re-signed to a two-year contract  
 July 27 Justin Pogge signed to a one-year contract  
 July 28 Connor Murphy signed to an entry-level contract  
 Aug. 4 Patrick O'Sullivan signed to a one-year contract  
 Aug. 10 Viktor Tikhonov signed to a one-year contract  
 Aug. 18 Mikkel Boedker re-signed to a two-year contract  
 Aug. 29 Acquired Daymond Langkow from the Calgary Flames in exchange for Lee Stempniak  
 Sept. 8 Marc Cheverie acquired from the Florida Panthers in exchange for Justin Bernhardt  
 Oct. 5 Paul Bissonnette signed to a two-year contract extension  
 Oct. 6 Martin Hanzal signed to a five-year contract extension  
 Oct. 23 Brock Trotter and a 7th round choice in the 2012 Entry Draft acquired from the Montreal Canadiens in exchange for Petteri Nokelainen and Garrett Stafford  
 Oct. 28 Cal O'Reilly acquired from the Nashville Predators in exchange for a 4th round selection in the 2012 Entry Draft  
 Nov. 22 Kyle Turris re-signed to a multi-year contract  
 Dec. 17 David Rundblad and a 2nd round selection in the 2012 Entry Draft acquired from the Ottawa Senators in exchange for Kyle Turris

**2012**

Jan. 2 Raffi Torres suspended two games  
 Jan. 10 Gilbert Brule claimed off re-entry waivers from the Edmonton Oilers  
 Jan. 12 Cal O'Reilly placed on waivers  
 Feb. 1 Cal O'Reilly claimed on re-entry waivers by the Pittsburgh Penguins  
 Feb. 22 Antoine Vermette acquired from the Columbus Blue Jackets in exchange for a 2nd round selection (previously acquired from OTT) in the 2012 Entry Draft, a 5th round selection the 2013 Entry Draft and goaltender Curtis McElhinney  
 Mar. 2 Brendan Shinnimin signed to a three-year entry level contract  
 Mar. 21 Shane Doan suspended three games  
 Mar. 23 Scott Arnold signed to a two-year entry level contract  
 Mar. 29 Chris Brown signed to a three-year entry level contract  
 Mar. 29 Mike Lee signed to a three-year entry level contract  
 Apr. 21 Raffi Torres suspended 25 games  
 Apr. 30 Mark Louis signed to a one-year contract  
 May 29 Phil Lane signed to a three-year entry level contract  
 June 22 Zbynek Michalek acquired from the Pittsburgh Penguins in exchange for defenseman Harrison Ruopp, goaltender Marc Cheverie and the 81st selection in the 2012 Entry Draft  
 June 29 Andy Miele re-signed to a one-year contract  
 July 1 Dave Moss signed to a two-year contract  
 July 1 Chad Johnson signed to a one-year contract  
 July 2 Alexandre Bolduc re-signed to a one-year contract  
 July 2 Chris Conner signed to a one-year contract  
 July 2 Raffi Torres' suspension reduced to 21 games  
 July 3 Rob Klinkhammer signed to a one-year contract  
 July 4 Steve Sullivan signed to a one-year contract  
 July 6 Kyle Chipchura re-signed to a one-year contract  
 July 11 Joel Rechlicz signed to a one-year contract  
 July 12 Nick Johnson signed to a one-year contract  
 July 18 Chris Summers re-signed to a one-year contract  
 Sept. 14 Shane Doan re-signed to a four-year contract

**2013**

Jan. 16 Matthew Lombardi acquired from the Toronto Maple Leafs in exchange for the 4th round draft choice in the 2014 NHL Entry Draft  
 Feb. 25 David Schlemko re-signed to a two-year contract  
 Mar. 6 Mathieu Brisebois signed to a three-year entry level contract  
 Mar. 8 Darian Dziurzynski signed to a two-year entry level contract  
 Mar. 11 Henrik Samuelsson signed to a three-year entry level contract  
 Mar. 15 Oliver Ekman-Larsson signed to a six-year contract  
 Mar. 29 Tobias Rieder acquired from the Edmonton Oilers in exchange for Kale Kessy  
 Apr. 3 Acquired a 3rd round draft choice in the 2013 NHL Entry Draft from the San Jose Sharks in exchange for Raffi Torres  
 Apr. 3 Brandon McMillan acquired from the Anaheim Ducks in exchange for Matthew Lombardi  
 Apr. 3 Acquired a 7th round draft choice in the 2014 NHL Entry Draft from

the New Jersey Devils in exchange for Steve Sullivan  
 Apr. 15 Tobias Rieder signed to a three-year entry level contract  
 May 16 Rob Klinkhammer re-signed to a two-year contract  
 May 29 James Melindy signed to a three-year entry level contract  
 July 1 Mike Smith re-signed to a six-year contract  
 July 5 Mike Ribeiro signed to a four-year contract  
 Lauri Korpikoski re-signed to a four-year contract  
 Thomas Greiss signed to a one-year contract  
 Michael Stone re-signed to a three-year contract  
 Chris Summers re-signed to a one-year contract  
 Kyle Chipchura re-signed to a three-year contract  
 Andy Miele re-signed to a one-year contract  
 Tim Kennedy signed to a one-year contract  
 July 8 David Rundblad signed to a two-year contract  
 July 22 Signed Brandon McMillan to a one-year contract  
 July 30 Signed Mark Louis to a two-year two-way contract  
 Aug. 1 Signed Mathieu Brodeur to a one-year two-way contract  
 Sept. 6 Signed Brett Hextall to a one-year two-way contract  
 Sept. 7 Re-signed Mikkel Boedker to a two-year contract  
 Oct. 13 Signed Jeff Halpern to a one-year contract  
 Nov. 4 Signed Tyler Gaudet to a three-year entry-level contract  
 Nov. 29 Signed Gilbert Brule to a one-year contract

**2014**

Mar. 4 Traded David Rundblad and Mathieu Brisebois to Chicago in exchange for a 2nd round pick in the 2014 Entry Draft  
 Mar. 4 Acquired Martin Erat and John Mitchell from Washington in exchange for Rostislav Klesla, Chris Brown and a 4th round pick in the 2015 Entry Draft  
 Mar. 19 Signed Greg Carey to a one-year entry-level contract  
 Apr. 7 Signed Justin Hache to a three-year entry-level contract  
 Apr. 12 Signed Dan O'Donoghue to a two-year entry-level contract  
 May 8 Signed Marek Langhamer to a three-year entry-level contract  
 May 12 Signed Chris Summers to a two-year contract  
 June 27 Initiated a buyout of the three remaining years of Mike Ribeiro's contract  
 June 29 Acquired Sam Gagner and B.J. Crombeen from Tampa Bay in exchange for a sixth round draft choice in the 2015 NHL Entry Draft  
 July 1 Signed Devan Dubnyk to a one-year contract  
 Signed Joe Vitale to a three-year contract  
 Signed Alexandre Bolduc, Justin Hodgman, Andrew Campbell, Dylan Reese and Mike McKenna to one-year two-way contracts  
 July 11 Signed Dave Moss to a one-year contract  
 July 15 Signed Brandon McMillan to a one-year two-way contract  
 Signed Jordan Szwarz to a two-year two-way contract  
 July 18 Signed Brendan Perlini to a three-year entry-level contract  
 Oct. 5 Signed Laurent Dauphin to a three-year entry-level contract  
 Dec. 5 Acquired Philip Samuelsson from the Pittsburgh Penguins in exchange for Rob Klinkhammer and a conditional fifth round choice in the 2016 Entry Draft

**2015**

Jan. 3 David Schlemko claimed off waivers by the Dallas Stars  
 Jan. 14 Traded Devan Dubnyk to the Minnesota Wild in exchange for a third round choice in the 2015 Entry Draft  
 Feb. 11 Claimed Mark Arcobello off waivers from the Pittsburgh Penguins  
 Feb. 12 Brandon McMillan claimed off waivers by the Vancouver Canucks  
 Feb. 28 Acquired Klas Dahlbeck and a first round selection in the 2015 Entry Draft from the Chicago Blackhawks in exchange for Antoine Vermette  
 Mar. 1 Acquired Anthony Duclair, John Moore, a first round draft choice in the 2016 Entry Draft and a second round choice in the 2015 Entry Draft from the New York Rangers in exchange for Keith Yandle and Chris Summers and a fourth round draft choice in the 2016 Entry Draft  
 Mar. 2 Acquired Maxim Letunov from the St. Louis Blues in exchange for Zbynek Michalek and a conditional third round draft choice in the 2015 Entry Draft  
 Mar. 2 Acquired David Leggio from the New York Islanders in exchange for Mark Louis  
 Mar. 2 Claimed Craig Cunningham (BOS) and Tye McGinn (SJS) off waivers  
 Apr. 10 Signed Ryan MacInnis to a three-year entry-level contract  
 Apr. 16 Signed Christian Dvorak to a three-year entry-level contract  
 May 28 Signed Matthias Plachta to a one-year entry-level contract  
 June 27 Acquired Nicklas Grossmann and the contract of Chris Pronger from



	Philadelphia in exchange for Sam Gagner and a conditional fourth round draft choice in 2016 or a third round draft choice in 2017	June 27	Signed goalie Louis Domingue to a multi-year contract
June 30	Acquired Boyd Gordon from Edmonton in exchange for Lauri Korpikoski	July 1	Signed Jamie McGinn to a three-year contract
June 30	Signed Craig Cunningham to a one-year two-way contract	July 1	Signed Kevin Connauton to a two-year contract
July 1	Signed Antoine Vermette to a two-year contract	July 1	Signed Justin Peters to a one-year, two-way contract
July 1	Signed Zbynek Michalek to a two-year contract	July 1	Signed Jamie McBain, Jarred Tinordi and Garret Ross to one-year, two-way contracts
July 1	Signed Anders Lindback to a one-year contract	July 1	Signed Klas Dahlbeck to a one-year contract
July 1	Signed Brad Richardson to a three-year contract	July 1	Signed Chris Mueller to a one-year, two-way contract
July 1	Signed Steve Downie to a one-year contract	July 1	Signed Ryan White to a one-year contract
July 1	Signed Dustin Jeffrey to a one-year two-way contract	July 12	Signed Shane Doan to a one-year contract
July 1	Signed Dylan Reese to a one-year two-way contract	July 15	Signed Tyler Gaudet to a one-year, two-way contract
July 1	Signed Dakota Mermis to a three-year entry-level contract	July 22	Signed Stefan Fournier to a one-year, two-way contract
July 2	Signed Alex Grant to a one-year two-way contract	July 23	Signed Luke Schenn to a two-year contract
July 3	Signed Derek Smith to a one-year two-way contract	July 28	Signed Connor Murphy to a six-year contract
July 3	Signed Eric Selleck to a one-year two-way contract	July 28	Signed Michael Stone to a one-year contract
July 6	Signed Dylan Strome to a three-year entry-level contract	July 30	Signed Jakob Chychrun to an entry-level contract
July 7	Signed Mikkel Boedker to a one-year contract	Aug 16	Signed Radim Urbata to a one-year contract
July 10	Signed John Scott to a one-year contract	Aug 25	Acquired forwards Lawson Crouse and Dave Bolland from the Florida Panthers in exchange for Arizona's 2017 conditional third round pick and 2018 conditional second round pick.
July 15	Signed Philip Samuelsson to a one-year two-way contract	Oct 4	Signed forward Tobias Rieder to a two-year contract
July 15	Signed Brendan Shinnimin to a one-year two-way contract	Oct 6	Signed defenseman Jalen Smereck to entry-level contract
July 20	Signed Klas Dahlbeck to a one-year two-way contract	Oct 13	Signed forward Lane Pedersen to entry-level contract
July 20	Signed Jordan Martinook to a two-year two-way contract	Oct 31	Signed defenseman Kyle Capobianco to entry-level contract
July 23	Signed Michael Bunting to a three-year entry-level contract	Dec 9	Acquired forward Peter Holland from Toronto in exchange for a 2018 conditional draft choice
July 29	Signed Niklas Treutle to a one-year entry-level contract	Dec 11	Claimed forward Josh Jooris off waivers from the New York Rangers
Aug. 4	Signed Brandon Gormley to a one-year two-way contract		
Aug. 24	Signed Christian Fischer to a three-year entry-level contract	<b>2017</b>	
Sept. 3	Signed forward Nick Merkley to a three-year entry-level contract	Jan 2	Claimed forward Alexander Burmistrov off waivers from Winnipeg
Sept. 4	Signed goalie Louis Domingue to a one-year contract	Feb 20	Acquired a 2017 third round draft choice and a conditional 2018 fifth round draft from Calgary in exchange for defenseman Michael Stone
Sept. 9	Acquired defenseman Stefan Elliott from the Colorado Avalanche in exchange for defenseman Brandon Gormley	Feb 26	Acquired a 2017 first round draft choice, a 2018 second round draft choice, a 2019 conditional fourth round draft choice and forward Grayson Downing from Minnesota in exchange for forwards Martin Hanzal and Ryan White and a 2017 fourth round draft choice
Sept. 14	Signed defenseman Stefan Elliott to a one-year contract	Feb 27	Acquired forward Teemu Pulkkinen from Minnesota in exchange for future considerations
Oct. 2	Signed defenseman Corey Potter to a one-year contract	Mar 26	Signed forward Clayton Keller to an entry-level contract
Dec. 6	Claimed forward Viktor Tikhonov off waivers from the Chicago Blackhawks	Apr 12	Signed forward Jens Looke to an entry-level contract
Dec. 15	Acquired forward Christian Thomas from the Montreal Canadiens in exchange for forward Lucas Lessio	Apr 15	Signed goalie Hunter Miska to an entry-level contract
Dec. 22	Signed forward Conor Garland to a three-year entry-level contract	May 1	Signed defenseman Cam Dineen to an entry-level contract
Dec. 26	Signed forward Dysin Mayo to a three-year entry-level contract	May 16	Signed forward Mario Kempe to a one-year contract
		June 16	Acquired forward Nick Cousins and goalie Merrick Madsen from Philadelphia in exchange for forward Brendan Warren and a 2018 fifth round draft choice
<b>2016</b>		June 17	Acquired defenseman Brandon Hickey, goalie Chad Johnson and a conditional third round draft choice from Calgary in exchange for goalie Mike Smith
Jan. 13	Claimed defenseman Kevin Connauton off waivers from the Columbus Blue Jackets	June 23	Acquired defenseman Niklas Hjalmarsson from Chicago in exchange for defenseman Connor Murphy and forward Laurent Dauphin
Jan. 15	Acquired defenseman Victor Bartley from the Nashville Predators in exchange for defenseman Stefan Elliott	June 23	Acquired forward Derek Stepan and goalie Antti Raanta from the New York Rangers in exchange for defenseman Anthony DeAngelo and Arizona's 2017 first round draft choice
Jan. 15	Acquired defenseman Jarred Tinordi and forward Stefan Fournier from the Montreal Canadiens in exchange for forward John Scott and defenseman Victor Bartley	July 1	Signed defenseman Adam Clendening to a one-year contract
Feb. 27	Claimed forward Jiri Sekac off waivers from the Chicago Blackhawks	July 1	Signed forward Nick Cousins to a one-year contract
Feb. 29	Acquired forwards Alex Tanguay and Conner Bleackley and defenseman Kyle Wood from Colorado Avalanche in exchange for forward Mikkel Boedker	July 1	Signed forward Zac Rinaldo and Michael Sislo and defenseman Andrew Campbell and Joel Hanley to one-year contracts
Feb. 29	Acquired forward Sergei Plotnikov from Pittsburgh Penguins in exchange for forward Matthias Plachta and a conditional 7th round draft choice in the 2017 Entry Draft	July 4	Signed forward Michael Latta to a one-year contract
Feb. 29	Acquired forward Matia Marcantuoni from the Pittsburgh Penguins in exchange for forwards Dustin Jeffrey and Dan O'Donoghue and defenseman James Melindy	July 5	Signed forward Emerson Etem to a one-year contract
Feb. 29	Traded defenseman Corey Potter to the Nashville Predators in exchange for future considerations	July 22	Signed forward Jordan Martinook to a two-year contract
Mar. 28	Signed defenseman Kyle Wood to a three-year entry-level contract	July 22	Signed forward Tyler Gaudet to a one year, two-way contract
Apr. 5	Signed goalie Adin Hill to a three-year entry-level contract	July 24	Signed goaltender Marek Langhamer to a one year, two-way contract
June 16	Acquired the negotiating rights to defenseman Alex Goligoski from Dallas in exchange for a 5th round draft choice in the 2016 Entry Draft	Sept 3	Signed forward Anthony Duclair to a one-year contract
June 17	Signed forward Craig Cunningham to a one-year, two-way contract	Sept 17	Acquired defenseman Jason Demers from the Florida Panthers in exchange for forward Jamie McGinn
June 20	Acquired the San Jose Sharks' 2016 4th round draft choice and their 2017 3rd round draft choice in exchange for forward Maxim Letunov and a 2017 6th round draft choice		
June 22	Signed defenseman Alex Goligoski to a five-year contract		
June 24	Acquired the Detroit Red Wings' 2016 1st round draft choice and forward Pavel Datsyuk in exchange for the team's 2016 1st round draft choice (from NYR), a 2016 2nd round pick (from COL) and forward Joe Vitale		
June 25	Acquired defenseman Anthony DeAngelo from the Tampa Bay Lightning in exchange for the team's 2nd round draft choice		

GENERAL MANAGERS

YEAR	NAME	GAMES	RECORD	PTS
1979-80	John Ferguson	80	20-49-11	51
1980-81	John Ferguson	80	9-57-14	32
1981-82	John Ferguson	80	33-33-14	80
1982-83	John Ferguson	80	33-39-8	74
1983-84	John Ferguson	80	31-38-11	73
1984-85	John Ferguson	80	43-27-10	96
1985-86	John Ferguson	80	26-47-7	59
1986-87	John Ferguson	80	40-32-8	88
1987-88	John Ferguson	80	33-36-11	77
1988-89	John Ferguson	22	10-8-4	24
	Mike Smith	58	16-34-8	40
1989-90	Mike Smith	80	37-32-11	85
1990-91	Mike Smith	80	26-43-11	63
1991-92	Mike Smith	80	33-32-15	81
1992-93	Mike Smith	84	40-37-7	87
1993-94	Mike Smith	48	17-26-5	39
	John Paddock	36	7-25-4	18
1994-95	John Paddock	48	16-25-7	39
1995-96	John Paddock	82	36-40-6	78
1996-97	John Paddock	29	10-15-4	24
	Bobby Smith	53	28-22-3	59
1997-98	Bobby Smith	82	35-35-12	82
1998-99	Bobby Smith	82	39-31-12	90
*1999-00	Bobby Smith	82	39-31-8-4	90
2000-01	Bobby Smith	58	27-17-12-2	68
	Cliff Fletcher	24	8-10-5-1	22
2001-02	Michael Barnett	82	40-27-9-6	95
2002-03	Michael Barnett	82	31-35-11-5	78
2003-04	Michael Barnett	82	22-36-18-6	68
2005-06	Michael Barnett	82	38-39-5	81
2006-07	Michael Barnett	82	31-46-5	67
2007-08	Don Maloney	82	38-37-7	83
2008-09	Don Maloney	82	36-39-7	79
2009-10	Don Maloney	82	50-25-7	107
2010-11	Don Maloney	82	43-26-13	99
2011-12	Don Maloney	82	42-27-13	97
2012-13	Don Maloney	48	21-18-9	51
2013-14	Don Maloney	82	37-30-15	89
2014-15	Don Maloney	82	24-50-8	56
2015-16	Don Maloney	82	35-39-8	78
<b>2016-17</b>	<b>John Chayka</b>	<b>82</b>	<b>30-42-10</b>	<b>70</b>

\*Records for '99-00 are "adjusted" to reflect overtime losses instead of regulation ties.

HEAD COACHES

YEAR	NAME	GAMES	RECORD	PTS
1979-80	Tom McVie	77	19-47-11	49
	Bill Sutherland	3	1-2-0	2
1980-81	Tom McVie	28	1-20-7	9
	Bill Sutherland	29	6-20-3	15
	Mike Smith	23	2-17-4	8
1981-82	Tom Watt	80	33-33-14	80
1982-83	Tom Watt	80	33-39-8	74
1983-84	Tom Watt	21	6-13-2	14
	Barry Long	59	25-25-9	59
1984-85	Barry Long	80	43-27-10	96
1985-86	Barry Long	66	19-41-6	44
	John Ferguson	14	7-6-1	15
1986-87	Dan Maloney	80	40-32-8	88
1987-88	Dan Maloney	80	33-36-11	77
1988-89	Dan Maloney	52	18-25-9	45
	Rick Bowness	28	8-17-3	19
1989-90	Bob Murdoch	80	37-32-11	85
1990-91	Bob Murdoch	80	26-43-11	63
1991-92	John Paddock	80	33-32-15	81
1992-93	John Paddock	84	40-37-7	87
1993-94	John Paddock	84	24-51-9	57
1994-95	John Paddock	33	9-18-6	24
	Terry Simpson	15	7-7-1	15
1995-96	Terry Simpson	82	36-40-6	78
1996-97	Don Hay	82	38-37-7	83
1997-98	Jim Schoenfeld	82	35-35-12	82
1998-99	Jim Schoenfeld	82	39-31-12	90
*1999-00	Bob Francis	82	39-31-8-4	90
2000-01	Bob Francis	82	35-27-17-3	90
2001-02	Bob Francis	82	40-27-9-6	95
2002-03	Bob Francis	82	31-35-11-5	78
2003-04	Bob Francis	62	20-24-15-3	58
	Rick Bowness	20	2-12-3-3	10
2005-06	Wayne Gretzky	82	38-39-5	81
2006-07	Wayne Gretzky	82	31-46-5	67
2007-08	Wayne Gretzky	82	38-37-7	83
2008-09	Wayne Gretzky	82	36-39-7	79
2009-10	Dave Tippett	82	50-25-7	107
2010-11	Dave Tippett	82	43-26-13	99
2011-12	Dave Tippett	82	42-27-13	97
2012-13	Dave Tippett	48	21-18-9	51
2013-14	Dave Tippett	82	37-30-15	89
2014-15	Dave Tippett	82	24-50-8	56
2015-16	Dave Tippett	82	35-39-8	78
2016-17	Dave Tippett	82	30-42-10	70

\*Records for '99-00 are "adjusted" to reflect overtime losses instead of regulation ties.

GENERAL MANAGER FRANCHISE TOTALS

NAME	GAMES	RECORD	PTS	PT%
John Ferguson	742	278-366-98	654	.441
Don Maloney	704	326-291-87	739	.525
Mike Smith	430	169-204-57	395	.459
Michael Barnett	410	162-183-38-27	389	.474
Bobby Smith	357	168-136-47-6	389	.545
John Paddock	195	69-105-21	159	.408
<b>John Chayka</b>	<b>82</b>	<b>30-42-10</b>	<b>70</b>	<b>.427</b>
Cliff Fletcher	24	8-10-5-1	22	.458

HEAD COACH FRANCHISE TOTALS

NAME	GAMES	RECORD	PTS	PT%
Dave Tippett	622	282-257-83	647	.520
Bob Francis	390	165-144-60-21	411	.527
Wayne Gretzky	328	143-161-24	310	.473
John Paddock	281	106-138-37	249	.443
Dan Maloney	212	91-93-28	210	.495
Barry Long	205	87-93-25	199	.485
Tom Watt	181	72-85-24	168	.464
Jim Schoenfeld	164	74-66-24	172	.524
Bob Murdoch	160	63-75-22	148	.463
Tom McVie	105	20-67-18	58	.276
Terry Simpson	97	43-47-7	93	.479
Don Hay	82	38-37-7	83	.506
Rick Bowness	48	10-29-6-3	29	.302
Bill Sutherland	32	7-22-3	17	.266
Mike Smith	23	2-17-4	8	.174
John Ferguson	14	7-6-1	15	.536

ASSISTANT COACHES

CAPTAINS

YEAR	NAME
1979-80	Bill Sutherland
1980-81	Bill Sutherland
1981-82	Bill Sutherland
1982-83	Bill Sutherland
1983-84	Bill Sutherland, Barry Long, Rick Bowness
1984-85	Bill Sutherland, Rick Bowness
1985-86	Bill Sutherland, Rick Bowness
1986-87	Bill Sutherland, Rick Bowness
1987-88	Bill Sutherland, Rick St. Croix, Bruce Southern
1988-89	Bill Sutherland, Rick St. Croix, Bruce Southern
1989-90	Alpo Suhonen, Clare Drake
1990-91	Clare Drake, Terry Simpson
1991-92	Terry Simpson, Glen Williamson, *Dave Prior
1992-93	Terry Simpson, Glen Williamson, Alpo Suhonen
1993-94	Andy Murray, Zinetula Bilyaletdinov , *Pete Peeters
1994-95	Andy Murray, Terry Simpson, Zinetula Bilyaletdinov, *Pete Peeters
1995-96	Perry Pearn, Randy Carlyle, *Pete Peeters
1996-97	Zinetula Bilyaletdinov, Paul MacLean, *Pete Peeters
1997-98	John Tortorella, Gordie Roberts, *Benoit Allaire
1998-99	John Tortorella, Gordie Roberts, *Benoit Allaire
1999-00	Rick Bowness, Wayne Fleming, *Benoit Allaire
2000-01	Rick Bowness, Pat Conacher, *Benoit Allaire
2001-02	Rick Bowness, Pat Conacher, *Benoit Allaire
2002-03	Rick Bowness, Pat Conacher, *Benoit Allaire
2003-04	Rick Bowness, Pat Conacher, Tom Kurvers, *Benoit Allaire
2005-06	Rick Tocchet, Barry Smith, Rick Bowness, *Grant Fuhr
2006-07	Barry Smith, Ulf Samuelsson, *Grant Fuhr
2007-08	Ulf Samuelsson, Rick Tocchet, *Grant Fuhr
2008-09	Ulf Samuelsson, Doug Sulliman, *Grant Fuhr
2009-10	Ulf Samuelsson, Dave King, Doug Sulliman, *Sean Burke
2010-11	Ulf Samuelsson, Dave King, Doug Sulliman, *Sean Burke
2011-12	Jim Playfair, John Anderson, *Sean Burke
2012-13	Jim Playfair, John Anderson, *Sean Burke
2013-14	Jim Playfair, Newell Brown, *Sean Burke
2014-15	Jim Playfair, Newell Brown, *Sean Burke
2015-16	Jim Playfair, Newell Brown, John Slaney, *Jon Elkin
2016-17	Jim Playfair, Newell Brown, John Slaney, *Jon Elkin

\* = Goaltending coach

YEAR	NAME
1979-80	Lars-Erik Sjoberg
1980-81	Morris Lukowich
	Scott Campbell (14 games)
1981-82	Dave Christian
	Barry Long (5 games)
1982-83	Dave Christian
	Lucien DeBlois (22 games)
1983-84	Lucien DeBlois
1984-85	Dale Hawerchuk
1985-86	Dale Hawerchuk
1986-87	Dale Hawerchuk
1987-88	Dale Hawerchuk
1988-89	Dale Hawerchuk
1989-90	Thomas Steen, Dale Hawerchuk & Randy Carlyle (Co-captains)
1990-91	Thomas Steen & Randy Carlyle (Co-captains)
1991-92	Troy Murray
1992-93	Troy Murray
	Dean Kennedy
1993-94	Dean Kennedy
	Keith Tkachuk
1994-95	Keith Tkachuk
1995-96	Kris King
1996-97	Keith Tkachuk
1997-98	Keith Tkachuk
1998-99	Keith Tkachuk
1999-00	Keith Tkachuk
2000-01	Keith Tkachuk (64 games)
2001-02	Teppo Numminen
2002-03	Teppo Numminen
2003-04	Shane Doan
2005-06	Shane Doan
2006-07	Shane Doan
2007-08	Shane Doan
2008-09	Shane Doan
2009-10	Shane Doan
2010-11	Shane Doan
	Ed Jovanovski (5 games)
2011-12	Shane Doan
2012-13	Shane Doan
2013-14	Shane Doan
2014-15	Shane Doan
2015-16	Shane Doan
2016-17	Shane Doan

HOME ATTENDANCE

SEASON	GAMES	TOTAL	AVERAGE	SEASON	GAMES	TOTAL	AVERAGE	SEASON	GAMES	TOTAL	AVERAGE
1979-80	40	527,722	13,193	1996-97	41	639,087	15,587	2014-15	41	547,149	13,345
1980-81	40	523,975	13,099	1997-98	41	631,621	15,405	2015-16	41	545,514	13,305
1981-82	40	528,634	13,216	1998-99	41	637,467	15,548	2016-17	41	536,878	13,094
1982-83	40	511,644	12,791	1999-00	41	614,644	14,991	<b>TOTALS</b>	<b>1469</b>	<b>19,957,281</b>	<b>13,586</b>
1983-84	40	482,167	12,054	2000-01	41	583,194	14,224				
1984-85	40	510,633	12,766	2001-02	41	539,770	13,165				
1985-86	40	547,778	13,694	2002-03	41	542,404	13,229				
1986-87	40	543,703	13,593	2003-04	41	634,152	15,467				
1987-88	40	507,066	12,677	2005-06	41	638,871	15,582				
1988-89	40	512,635	12,816	2006-07	41	614,519	14,988				
1989-90	40	524,016	13,100	2007-08	41	607,538	14,818				
1990-91	40	517,246	12,931	2008-09	41	609,507	14,866				
1991-92	40	519,625	12,991	2009-10	41	491,558	11,989				
1992-93	41	555,809	13,556	2010-11	40	487,543	12,189				
1993-94	41	545,198	13,298	2011-12	41	509,241	12,421				
1994-95	24	311,822	12,993	2012-13	24	334,165	13,923				
1995-96	41	463,961	11,316	2013-14	41	578,825	13,461				

1979-1996 - Winnipeg

1996-Present - Arizona

YEAR	POSITION	PLAYER
1980	Left Wing	Morris Lukowich
1981	Left Wing	Morris Lukowich
1982	Center	Dale Hawerchuk
1983	Defenseman	Dave Babych
1984	Defenseman	Dave Babych
1985	Defenseman	Randy Carlyle
	Center	Dale Hawerchuk
	Right Wing	Paul MacLean
1986	Center	Dale Hawerchuk
1987	Center	Dale Hawerchuk
1988	Center	Dale Hawerchuk
1989	Defenseman	Dave Ellett
1990	Center	Thomas Steen
	(represented by LW Doug Smail)	
1991	Defenseman	Phil Housley
1992	Defenseman	Phil Housley
1993	Defenseman	Randy Carlyle
	Defenseman	Phil Housley
	Right Wing	Teemu Selanne
1994	Right Wing	Teemu Selanne
1996	Right Wing	Teemu Selanne
1997	Defenseman	Oleg Tverdovsky
	Left Wing	Keith Tkachuk
1998	Left Wing	Keith Tkachuk (North America)
	Goaltender	Nikolai Khabibulin (World)
1999	Center	Jeremy Roenick (North America)
	Left Wing	Keith Tkachuk (North America)
	Goaltender	Nikolai Khabibulin (World)
	Defenseman	Teppo Numminen (World)
	Coach	Jim Schoenfeld (North America)

YEAR	POSITION	PLAYER
2000	Center	Jeremy Roenick (North America)
	Defenseman	Teppo Numminen (World)
2001	Goaltender	Sean Burke (North America)
	Defenseman	Teppo Numminen (World)
2002	Goaltender	Sean Burke (North America)
2003	No Representatives	
2004	Right Wing	Shane Doan
2007	Center	Yanic Perreault
	Defenseman	Ed Jovanovski
2008	Defenseman	Ed Jovanovski
2009	Left Wing	Shane Doan
2011	Defenseman	Keith Yandle
2012	Defenseman	Keith Yandle
2015	Defenseman	<b>Oliver Ekman-Larsson</b>
2017	Goaltender	Mike Smith
1987	<i>Rendez-Vous '87 replaces NHL All-Star Game</i>	
1995	<i>No NHL All-Star Game due to shortened season</i>	
1998	<i>NHL All-Star Game format changes to North America vs. the World</i>	
2003	<i>NHL All-Star Game format changes to Eastern Conference vs. Western Conference</i>	
2005	<i>No NHL All-Star Game due to cancelled 2004-05 season</i>	
2006	<i>No NHL All-Star Game due to 2006 Olympic Winter Games</i>	
2010	<i>No NHL All-Star Game due to 2010 Olympic Winter Games</i>	
2013	<i>No NHL All-Star Game due to shortened season</i>	
2014	<i>No NHL All-Star Game due to 2014 Olympic Winter Games</i>	

**YOUNG STARS / ALL STARS / ALL ROOKIE TEAM**

**YOUNG STARS GAME**

YEAR	POSITION	PLAYER
2002	Center	Krystofer Kolanos
	(represented by D Paul Mara)	
2003	Defenseman	Ossi Vaananen
	Right Wing	Branko Radivojevic
2004	No Representatives	
2007	No Representatives	
2008	Center	Peter Mueller
2009	Right Wing	Mikkel Boedker
2011	Defenseman	<b>Oliver Ekman-Larsson</b>

\*NHL Young Stars Game began in the 2001-02 season

- 2005 *No NHL Young Stars Game due to cancelled 2004-05 season*
- 2006 *No NHL Young Stars Game due to 2006 Olympic Winter Games*
- 2010 *No NHL Young Stars Game due to 2010 Olympic Winter Games*
- 2013 *No NHL Young Stars Game due to shortened season*
- 2014 *No NHL Young Stars Game due to 2014 Olympic Winter Games*

**ALL STAR TEAMS (POSTSEASON)**

YEAR	POS.	PLAYER	TEAM
1984-85	C	Dale Hawerchuk	Second Team
1991-92	D	Phil Housley	Second Team
1992-93	RW	Teemu Selanne	First Team
1994-95	C	Alexei Zhamnov	Second Team
	LW	Keith Tkachuk	Second Team
2009-10	G	Ilya Bryzgalov	Second Team
2011-12	LW	Ray Whitney	Second Team

**ALL ROOKIE TEAMS**

YEAR	POS.	PLAYER
1987-88	LW	Iain Duncan
1989-90	G	Bob Essensa
1992-93	RW	Teemu Selanne
1993-94	D	Boris Mironov

\*NHL All-Rookie Teams began in the 1982-83 season





**HART TROPHY**

YEAR	POS.	PLAYER	WINNER
1985	C	Dale Hawerchuk	Runner-Up



**VEZINA TROPHY**

YEAR	POS.	PLAYER	WINNER
2010	G	Ilya Bryzgalov	Runner-Up



**CALDER TROPHY**

YEAR	POS.	PLAYER	WINNER
1982	C	Dale Hawerchuk	Winner
1993	RW	Teemu Selanne	Winner



**KING CLANCY TROPHY**

YEAR	POS.	PLAYER	WINNER
1996	LW	Kris King	Winner
2010	RW	Shane Doan	Winner



**LESTER PATRICK TROPHY**

YEAR	POS.	PLAYER	WINNER
1995	LW	Brian Mullen	Winner



**JACK ADAMS AWARD**

YEAR	COACH	WINNER
1982	Tom Watt	Winner
1985	Barry Long	Runner-Up
1990	Bob Murdoch	Winner
2002	Bob Francis	Winner
2010	Dave Tippett	Winner



**LESTER B. PEARSON AWARD**

YEAR	POS.	PLAYER	WINNER
2002	G	Sean Burke	Finalist



**MARK MESSIER LEADERSHIP AWARD**

YEAR	POS.	PLAYER	WINNER
2010	RW	Shane Doan	Finalist
2011	RW	Shane Doan	Finalist
2012	RW	Shane Doan	Winner

**GENERAL MANAGER OF THE YEAR AWARD**

YEAR	EXECUTIVE	WINNER
2010	Don Maloney	Winner

**NHL PLAYER OF THE WEEK**

YEAR	WEEK OF	POS.	WINNER
1980-81	Feb. 16	C	Dave Christian
1981-82	Mar. 8	G	Doug Soetaert
	Mar. 22	G	Ed Staniowski
1984-85	Mar. 18	G	Brian Hayward
1986-87	Nov. 16	G	Eldon Reddick
	Mar. 1	C	Dale Hawerchuk
1987-88	Feb. 7	C	Dale Hawerchuk
1988-89	Nov. 20	G	Alain Chevrier
1989-90	Jan. 1	G	Bob Essensa
1990-91	Nov. 4	G	Bob Essensa
	Feb. 3	C	Thomas Steen
1991-92	Nov. 17	G	Bob Essensa
	Feb. 2	G	Bob Essensa
1992-93	Mar. 1	C	Thomas Steen
1993-94	Oct. 25	RW	Teemu Selanne
	Dec. 6	LW	Keith Tkachuk
1995-96	Apr. 1	LW	Keith Tkachuk
1996-97	Mar. 10	G	Nikolai Khabibulin
	Apr. 7	LW	Keith Tkachuk
1997-98	Dec. 15	RW	Mike Gartner
1998-99	Nov. 9-15	G	Jimmy Waite
1999-00	Nov. 22-28	C	Jeremy Roenick
2002-03	Dec. 30-Jan. 5	G	Sean Burke
2003-04	Dec. 29-Jan. 4	G	Brian Boucher
2003-04	Jan. 5-11	G	Brian Boucher
2005-06	Mar. 27-Apr. 2	C	Steven Reinprecht
2009-10	Oct. 12-18	G	Ilya Bryzgalov
2009-10	Jan. 25-31	RW	Shane Doan
2011-12	Feb. 6-12	G	Mike Smith
2011-12	Apr. 2-8	G	Mike Smith
2015-16	Oct. 7-11	G	Mike Smith
2015-16	Dec. 28-Jan. 3	RW	Shane Doan

\*NHL Player of the Week began in the 1980-81 season

**NHL PLAYER OF THE MONTH**

YEAR	MONTH	POS.	PLAYER
1984-85	Mar./Apr.	G	Brian Hayward
1992-93	January	RW	Teemu Selanne
1999-00	October	G	Mikhail Shtalenkov
2000-01	October	G	Sean Burke
2001-02	March	G	Sean Burke
2009-10	March	RW	Lee Stempniak
2011-12	February	G	Mike Smith

\*NHL Player of the Month began in the 1980-81 season

**NHL ROOKIE OF THE MONTH**

YEAR	MONTH	POS.	PLAYER
1986-87	January	G	Daniel Berthiaume
1992-93	October	RW	Teemu Selanne
	January	RW	Teemu Selanne
	Mar./Apr.	RW	Teemu Selanne
1999-00	January	C	Trevor Letowski
2001-02	November	C	Krystofer Kolanos
2007-08	January	C	Peter Mueller
2015-16	January	G	Louis Domingue

\*NHL Rookie of the Month began in the 1983-84 season



**TEAM MVP**

YEAR	POS.	PLAYER
1996-97	LW	Keith Tkachuk
1997-98	LW	Keith Tkachuk
1998-99	G	Nikolai Khabibulin
1999-00	C	Jeremy Roenick
2000-01	G	Sean Burke
2001-02	G	Sean Burke
2002-03	RW	Mike Johnson
2003-04	RW	Shane Doan
2005-06	G	Curtis Joseph
2006-07	RW	Shane Doan
2007-08	RW	Shane Doan
2008-09	RW	Shane Doan
2009-10	G	Ilya Bryzgalov
2010-11	G	Ilya Bryzgalov
2011-12	G	Mike Smith
2012-13	D	Oliver Ekman-Larsson
2013-14	C	Antoine Vermette
2014-15	D	Oliver Ekman-Larsson
2015-16	D	Oliver Ekman-Larsson
2016-17	RW	Radim Vrbata

**LEADING SCORER**

YEAR	POS.	PLAYER
1996-97	LW	Keith Tkachuk
1997-98	LW	Keith Tkachuk
1998-99	C	Jeremy Roenick
1999-00	C	Jeremy Roenick
2000-01	C	Jeremy Roenick
2001-02	C	Daymond Langkow
2002-03	RW	Mike Johnson
2003-04	RW	Shane Doan
2005-06	RW	Shane Doan
2006-07	RW	Shane Doan
2007-08	RW	Shane Doan
2008-09	RW	Shane Doan
2009-10	LW	Wojtek Wolski
2010-11	RW	Shane Doan
2011-12	LW	Ray Whitney
2012-13	RW	Shane Doan
2013-14	D	Keith Yandle
2014-15	D	Oliver Ekman-Larsson
2015-16	D	Oliver Ekman-Larsson
2016-17	RW	Radim Vrbata

**MAN OF THE YEAR**

YEAR	POS.	PLAYER
1996-97	LW	Kris King
1997-98	LW	Jim McKenzie
1998-99	C	Jeremy Roenick
1999-00	C	Jeremy Roenick
2000-01	LW	Brad May
2001-02	RW	Landon Wilson
2002-03	RW	Landon Wilson
2003-04	RW	Shane Doan
	LW	Tyson Nash
	D	Keith Ballard
2005-06	RW	Fredrik Sjostrom
2006-07	LW	Josh Gratton
2007-08	D	Derek Morris
2008-09	D	Kurt Sauer
2009-10	D	Jim Vandermeer
2010-11	C	Vernon Fiddler
2011-12	G	Jason LaBarbera
2012-13	LW	Paul Bissonnette
2013-14	RW	David Moss
2014-15	D	Michael Stone
2015-16	D	Michael Stone
2016-17	D	Oliver Ekman-Larsson

**JUKKA NIEMINEN MEMORIAL TROPHY  
(HARDEST WORKING Player)**

YEAR	POS.	PLAYER
1996-97	RW	Dallas Drake
1997-98	RW	Dallas Drake
1998-99	RW	Rick Tocchet
1999-00	RW	Shane Doan
2000-01	C	Mike Sullivan
2001-02	RW	Shane Doan
2002-03	RW	Shane Doan
2003-04	D	Cale Hulse
2005-06	D	Keith Ballard
2006-07	D	Keith Ballard
2007-08	RW	Shane Doan
2008-09	D	Zbynek Michalek
2009-10	C	Vernon Fiddler
2010-11	LW	Lauri Korpikoski
2011-12	RW	Shane Doan
2012-13	C	Boyd Gordon
2013-14	C	Antoine Vermette
2014-15	RW	Tobias Rieder
2015-16	LW	Jordan Martinook
2016-17	LW	Jordan Martinook

**THREE-STAR AWARD**

YEAR	POS.	PLAYER
1996-97	LW	Keith Tkachuk
1997-98	LW	Keith Tkachuk
1998-99	LW	Keith Tkachuk
1999-00	LW	Keith Tkachuk
2000-01	G	Sean Burke
2001-02	G	Sean Burke
2002-03	LW	Ladislav Nagy
2003-04	RW	Shane Doan
2005-06	G	Curtis Joseph
2006-07	RW	Shane Doan
2007-08	G	Ilya Bryzgalov
2008-09	RW	Shane Doan
2009-10	G	Ilya Bryzgalov
2010-11	G	Ilya Bryzgalov
2011-12	G	Mike Smith
2012-13	G	Mike Smith
2013-14	G	Mike Smith
2014-15	G	Mike Smith
2015-16	RW	Shane Doan
2016-17	G	Mike Smith

**HOCKEY HALL OF FAME**

**HHOF MEMBER**

Bobby Hull  
Wayne Gretzky  
Dale Hawerchuk  
Mike Gartner  
Grant Fuhr  
Cliff Fletcher  
Paul Coffey  
Brett Hull  
Phil Housley

**YEAR INDUCTED**

1983 as Player  
1999 as Player  
2001 as Player  
2001 as Player  
2003 as Player  
2004 as Builder  
2004 as Player  
2009 as Player  
2015 as Player

**FRANCHISE AFFILIATION**

Player, 1979-80  
Managing Partner-Head Coach, 2001-2009  
Player, 1981-82 to 1989-90  
Player, 1996-97 to 1997-98  
Goaltending Coach, 2004-2009  
Senior Executive VP, 2001-2007  
Special Teams Consultant, 2002-2005  
Player, 2005-06  
Player, 1990-93

**OLYMPIC GAMES**

YEAR	POS.	PLAYER	COUNTRY	FINISH	YEAR	POS.	PLAYER	COUNTRY	FINISH
1980	C	Dave Christian	USA	Gold	1994	LW	Ravil Gusmanov	Russia	4th
	LW	Bengt Lundholm	Sweden	Bronze	1998	LW	Keith Tkachuk	USA	6th
	D	Don Spring	Canada	6th		C	Jeremy Roenick	USA	6th
	D	Tim Watters	Canada	6th		D	Teppo Numminen	Finland	Bronze
1984	LW	Anssi Melametsa	Finland	6th		C	Juha Ylonen	Finland	Bronze
	G	Marc Behrend	USA	7th	2002	D	Danny Markov	Russia	Bronze
1988	D	Tim Watters	Canada	4th		D	Teppo Numminen	Finland	6th
	D	Teppo Numminen	Finland	Silver		D	Ossi Vaananen	Finland	6th
	D	Guy Gosselin	USA	7th		C	Michal Handzus	Slovakia	13th
1992	LW	Petri Skriko	Finland	7th	2006	RW	Shane Doan	Canada	7th
	G	Nikolai Khabibulin	Russia	Gold		D	Dennis Seidenberg	Germany	9th
	D	Sergei Bautin	Russia	Gold	2010	G	Ilya Bryzgalov	Russia	7th
	LW	Evgeny Davydov	Russia	Gold		D	Sami Lepisto	Finland	Bronze
	C	Alexei Zhamnov	Russia	Gold		D	Zbynek Michalek	Czech Republic	5th
	LW	Keith Tkachuk	USA	4th	2014	G	Mike Smith	Canada	Gold
	D	Moe Mantha	USA	4th		D	Oliver Ekman-Larsson	Sweden	Silver
	RW	Teemu Selanne	Finland	7th		LW	Lauri Korpikoski	Finland	Bronze
	RW	Hannu Jarvenpaa	Finland	7th		D	Zbynek Michalek	Czech Republic	6th
						C	Martin Hanzal	Czech Republic	6th

SEASON OPENERS

SEASON	SITE	DATE	OPP.	RESULT
1979-80	Road	Oct. 10	at Pittsburgh	4-2 L
1980-81	Road	Oct. 10	at Washington	4-1 L
1981-82	Home	Oct. 6	vs. Toronto	6-1 L
1982-83	Home	Oct. 6	vs. Minnesota	5-4 L
1983-84	Home	Oct. 5	vs. Detroit	6-6 T
1984-85	Home	Oct. 14	vs. Toronto	5-2 W
1985-86	Road	Oct. 10	at Edmonton	4-3 L
1986-87	Home	Oct. 9	vs. Buffalo	3-2 W
1987-88	Road	Oct. 10	at Calgary	5-1 W
1988-89	Road	Oct. 6	at Vancouver	2-2 T
1989-90	Home	Oct. 6	vs. NY Rangers	4-1 L
1990-91	Home	Oct. 4	vs. Toronto	7-1 W
1991-92	Home	Oct. 4	vs. Los Angeles	6-3 L
1992-93	Home	Oct. 6	vs. Detroit	4-1 W
1993-94	Home	Oct. 6	vs. Washington	6-4 W
1994-95	Home	Jan. 20	vs. Calgary	3-3 T
1995-96	Home	Oct. 7	vs. Dallas	7-5 W
1996-97	Road	Oct. 5	at Hartford	1-0 L
1997-98	Home	Oct. 1	vs. Chicago	6-2 W

SEASON	SITE	DATE	OPP.	RESULT
1998-99	Home	Oct. 11	vs. Ottawa	4-1 L
1999-00	Road	Oct. 2	at St. Louis	2-1 W
2000-01	Home	Oct. 5	vs. St. Louis	4-1 W
2001-02	Road	Oct. 4	at Los Angeles	2-2 T
2002-03	Road	Oct. 9	at Los Angeles	4-1 L
2003-04	Home	Oct. 10	vs. St. Louis	2-1 W
2005-06	Road	Oct. 5	at Vancouver	3-2 L
2006-07	Home	Oct. 5	vs. NY Islanders	6-3 W
2007-08	Home	Oct. 4	vs. St. Louis	3-2 W
2008-09	Home	Oct. 11	vs. Columbus	3-1 W
2009-10	Road	Oct. 3	at Los Angeles	6-3 W
*2010-11	Road	Oct. 9	at Boston	5-2 W
2011-12	Road	Oct. 8	at San Jose	6-3 L
2012-13	Road	Jan. 19	at Dallas	4-3 L
2013-14	Home	Oct. 3	vs. NY Rangers	4-1 W
2014-15	Home	Oct. 9	vs. Winnipeg	6-2 L
2015-16	Road	Oct. 9	at Los Angeles	4-1 W
2016-17	Home	Oct. 15	vs. Philadelphia	4-3 W

RECORD: 19-14-4-0

\*Game Played at O2 Arena in Prague, CZE as part of the 2010 Compuware NHL Premiere Series

HOME OPENERS

SEASON	DATE	OPPONENT	RESULT
1979-80	Oct. 14	vs. Colorado	4-2 W
1980-81	Oct. 17	vs. Chicago	6-2 W
1981-82	Oct. 6	vs. Toronto	6-1 L
1982-83	Oct. 6	vs. Minnesota	5-4 L
1983-84	Oct. 5	vs. Detroit	6-6 T
1984-85	Oct. 14	vs. Toronto	5-2 W
1985-86	Oct. 13	vs. Quebec	5-2 L
1986-87	Oct. 9	vs. Buffalo	3-2 W
1987-88	Oct. 12	vs. Calgary	3-2 W
1988-89	Oct. 14	vs. Vancouver	4-3 W
1989-90	Oct. 6	vs. NY Rangers	4-1 L
1990-91	Oct. 4	vs. Toronto	7-1 W
1991-92	Oct. 4	vs. Los Angeles	6-3 L
1992-93	Oct. 6	vs. Detroit	4-1 W
1993-94	Oct. 6	vs. Washington	6-4 W
1994-95	Jan. 20	vs. Calgary	3-3 T
1995-96	Oct. 7	vs. Dallas	7-5 W
1996-97	Oct. 10	vs. San Jose	4-1 W
1997-98	Oct. 1	vs. Chicago	6-2 W

SEASON	DATE	OPPONENT	RESULT
1998-99	Oct. 11	vs. Ottawa	4-1 L
1999-00	Oct. 5	vs. Anaheim	4-0 W
2000-01	Oct. 5	vs. St. Louis	4-1 W
2001-02	Oct. 13	vs. Washington	5-2 W
2002-03	Oct. 12	vs. Dallas	5-2 L
2003-04	Oct. 10	vs. St. Louis	2-1 W
2005-06	Oct. 8	vs. Minnesota	2-1 W
2006-07	Oct. 5	vs. NY Islanders	6-3 W
2007-08	Oct. 4	vs. St. Louis	3-2 W
2008-09	Oct. 11	vs. Columbus	3-1 W
2009-10	Oct. 10	vs. Columbus	2-0 L
2010-11	Oct. 16	vs. Detroit	2-1 OTL
2011-12	Oct. 15	vs. Winnipeg	4-1 W
2012-13	Jan. 20	vs. Chicago	6-4 L
2013-14	Oct. 3	vs. NY Rangers	4-1 W
2014-15	Oct. 9	vs. Winnipeg	6-2 L
2015-16	Oct. 10	vs. Pittsburgh	2-1 W
2016-17	Oct. 15	vs. Philadelphia	4-3 W

RECORD: 24-10-2-1

ROAD OPENERS

SEASON	DATE	OPPONENT	RESULT
1979-80	Oct. 10	at Pittsburgh	4-2 L
1980-81	Oct. 10	at Washington	4-1 L
1981-82	Oct. 14	at Edmonton	4-2 W
1982-83	Oct. 9	at Detroit	8-0 W
1983-84	Oct. 12	at Pittsburgh	4-3 W
1984-85	Oct. 17	at Calgary	7-4 L
1985-86	Oct. 10	at Edmonton	4-3 L
1986-87	Oct. 16	at Hartford	4-4 T
1987-88	Oct. 10	at Calgary	5-1 W
1988-89	Oct. 6	at Vancouver	2-2 T
1989-90	Oct. 10	at Pittsburgh	5-1 L
1990-91	Oct. 6	at Edmonton	3-3 T
1991-92	Oct. 10	at San Jose	5-4 W
1992-93	Oct. 8	at San Jose	4-3 L
1993-94	Oct. 9	at Dallas	3-3 T
1994-95	Jan. 25	at San Jose	4-0 L
1995-96	Oct. 11	at NY Rangers	6-4 L
1996-97	Oct. 5	at Hartford	1-0 L
1997-98	Oct. 3	at St. Louis	7-2 L

SEASON	DATE	OPPONENT	RESULT
1998-99	Oct. 22	at Dallas	2-1 L
1999-00	Oct. 2	at St. Louis	2-1 W
2000-01	Oct. 12	at San Jose	2-1 L
2001-02	Oct. 4	at Los Angeles	2-2 T
2002-03	Oct. 9	at Los Angeles	4-1 L
2003-04	Oct. 12	at Anaheim	2-0 W
2005-06	Oct. 5	at Vancouver	3-2 L
2006-07	Oct. 9	at Columbus	5-1 L
2007-08	Oct. 10	at Columbus	3-0 L
2008-09	Oct. 12	at Anaheim	4-2 W
2009-10	Oct. 3	at Los Angeles	6-3 W
*2010-11	Oct. 9	at Boston	5-2 W
2011-12	Oct. 8	at San Jose	6-3 L
2012-13	Jan. 19	at Dallas	4-3 L
2013-14	Oct. 5	at San Jose	4-1 L
2014-15	Oct. 21	at Nashville	4-3 SOL
2015-16	Oct. 9	at Los Angeles	4-1 W
2016-17	Oct. 18	at Ottawa	7-4 L

RECORD: 11-20-5-1

\*Game Played at O2 Arena in Prague, CZE as part of the 2010 Compuware NHL Premiere Series

**FIRST GAME****Home:** vs Colorado, Oct. 14, 1979**Road:** at Pittsburgh, Oct. 10, 1979**FIRST STARTING LINE UP****Goaltender:** Gary Smith**Defensemen:** Lars-Erik Sjoberg, Craig Norwich**Center:** Peter Sullivan**Left Wing:** Morris Lukowich**Right Wing:** Willy Lindstrom**FIRST WIN****Home:** vs Colorado (4-2), Oct. 14, 1979**Road:** at Quebec (5-2), Oct. 31, 1979**FIRST LOSS****Home:** vs Detroit (5-1), Oct. 17, 1979**Road:** at Pittsburgh (4-2), Oct. 10, 1979**FIRST TIE****Home:** vs St. Louis (2-2), Oct. 28, 1979**Road:** at Minnesota (4-4), Dec. 1, 1979**FIRST GOAL****Home:** Peter Sullivan (5:50 of 1st period) vs Colorado, Oct. 14, 1979**Road:** Morris Lukowich (13:34 of 3rd period) vs Pittsburgh, Oct. 10, 1979**FIRST ASSISTS****Home:** Willy Lindstrom, Lars Sjoberg (5:50 of 1st period) vs Colorado, Oct. 14, 1979**Road:** Peter Marsh, Barry Melrose (13:34 of 3rd period) at Pittsburgh, Oct. 10, 1979**FIRST MINOR PENALTY****Home:** Gary Smith, slashing (0:33 of 1st period) vs Colorado, Oct. 14, 1979**Road:** Hilliard Graves, slashing (3:19 of 1st period) at Pittsburgh, Oct. 10, 1979**FIRST MAJOR PENALTY****Home:** Peter Marsh (14:23 of 2nd period) vs Detroit, Oct. 17, 1979**Road:** Barry Melrose (18:23 of 1st period) vs Colorado, Oct. 20, 1979**FIRST MISCONDUCT PENALTY****Home:** Peter Marsh (14:23 of 2nd period) vs Detroit, Oct. 17, 1979**Road:** Jimmy Mann (11:15 of 3rd period) vs Atlanta, Nov. 6, 1979**FIRST POWER-PLAY GOAL****Home:** Jude Drouin (18:30 of 2nd period) vs Colorado, Oct. 14, 1979**Road:** Peter Sullivan (15:56 of 3rd period) at Pittsburgh, Oct. 10, 1979**FIRST SHORTHANDED GOAL****Home:** Lars-Erik Sjoberg (4:30 of 2nd period) vs Vancouver, Nov. 24, 1979**Road:** Jude Drouin (5:33 of 1st period) at Minnesota, Dec. 1, 1979**FIRST GAME-WINNING GOAL****Home:** Jude Drouin (18:30 of 2nd period) vs Colorado, Oct. 14, 1979**Road:** Ron Wilson (8:33 of 2nd period) at Quebec, Oct. 31, 1979**FIRST GOAL ALLOWED****Home:** Barry Beck (against Gary Smith at 3:39 of 1st period) vs Colorado, Oct. 14, 1979**Road:** Greg Malone (against Gary Smith at 2:04 of 2nd period) at Pittsburgh, Oct. 10, 1979**FIRST WIN BY A GOALTENDER****Home:** Gary Smith vs Colorado (4-2), Oct. 14, 1979**Road:** Gary Smith at Quebec (5-2), Oct. 31, 1979**FIRST LOSS BY A GOALTENDER****Home:** Pierre Hamel vs Detroit (5-1), Oct. 17, 1979**Road:** Gary Smith at Pittsburgh (4-2), Oct. 10, 1979**FIRST SHUTOUT FOR****Home:** Markus Mattsson (27 saves) vs Hartford (7-0), Mar. 26, 1980**Road:** Markus Mattsson (20 saves) vs NY Islanders (0-0), Feb. 12, 1980**FIRST SCORELESS GAME****Home:** vs. Dallas (Ilya Bryzgalov and Marty Turco), Jan. 10, 2009\***Road:** at NY Islanders (Markus Mattsson and Glenn Resch), Feb. 12, 1980**FIRST 2-GOAL GAME****Home:** Craig Norwich vs Colorado, Oct. 14, 1979**Road:** Peter Sullivan vs Quebec, Oct. 31, 1979**FIRST HAT TRICK****Home:** Willy Lindstrom (3 goals) vs Montreal, Dec. 15, 1979**Road:** Dave Christian (3 goals) at NY Rangers, Feb. 12, 1981**FIRST PENALTY SHOT****Home:** Peter Sullivan vs Minnesota (against Gary Edwards at 9:16 of 3rd period), Oct. 19, 1979 (failed)**Road:** Brent Ashton at Vancouver (against Kirk McLean at 19:40 of 1st period), Dec. 11, 1988 (scored)*\*Phoenix won 1-0 in a shootout (no goals scored in regulation or overtime)*



**FIRST GAME****Home** - vs. San Jose, Oct. 10, 1996**Road** - at Hartford, Oct. 5, 1996**FIRST STARTING LINE UP****Goaltender:** Nikolai Khabibulin**Defensemen:** Brad McCrimmon, Jim Johnson**Center:** Keith Tkachuk**Left Wing:** Jim McKenzie**Right Wing:** Shane Doan**FIRST WIN****Home** - vs. San Jose (4-1), Oct. 10, 1996**Road** - at Boston (5-2), Oct. 7, 1996**FIRST LOSS****Home** - vs. Edmonton (6-3), Oct. 14, 1996**Road** - at Hartford (1-0), Oct. 5, 1996**FIRST TIE****Home** - vs. Florida (1-1), Oct. 20, 1996**Road** - at Colorado (3-3), Oct. 11, 1997**FIRST GOAL****Home** - Kris King (19:34 of 1st period) vs. San Jose, Oct. 10, 1996**Road** - Mike Gartner (7:11 of 1st period) at Boston, Oct. 7, 1996**FIRST ASSIST****Home** - Brad McCrimmon, Darrin Shannon (19:34 of 1st period) vs. San Jose, Oct. 10, 1996**Road** - Keith Tkachuk (7:11 of 1st period) at Boston, Oct. 7, 1996**FIRST MINOR PENALTY****Home** - Mike Gartner, high sticking (4:49 of 1st period) vs. San Jose, Oct. 10, 1996**Road** - Nikolai Khabibulin, delay of game (3:50 of 1st period) at Hartford, Oct. 5, 1996**FIRST MAJOR PENALTY****Home** - Jim McKenzie, fighting (18:22 of 2nd period) vs. San Jose, Oct. 10, 1996**Road** - Darrin Shannon, fighting (13:47 of 3rd period) at Boston, Oct. 7, 1996**FIRST MISCONDUCT PENALTY****Home** - Dallas Drake (7:58 of 1st period) vs. Montreal, Nov. 3, 1996**Road** - Kris King (16:06 of 1st period) at St. Louis, Nov. 21, 1996**FIRST POWER PLAY GOAL****Home** - Mike Gartner (7:41 of 2nd period) vs. San Jose, Oct. 10, 1996**Road** - Dallas Drake (4:00 of 2nd period) at Toronto, Oct. 26, 1996**FIRST SHORTHANDED GOAL****Home** - Keith Tkachuk (19:06 of 3rd period) vs. Anaheim, Oct. 12, 1996**Road** - Oleg Tverdovsky (10:50 of 3rd period) at NY Islanders, Dec. 10, 1996**FIRST GAME WINNING GOAL****Home** - Mike Gartner (7:41 of 2nd period) vs. San Jose, Oct. 10, 1996**Road** - Oleg Tverdovsky (9:00 of 1st period) at Boston, Oct. 7, 1996**FIRST GOAL ALLOWED****Home** - Bernie Nicholls (against Nikolai Khabibulin at 19:29 of 2nd period) vs. San Jose, Oct. 10, 1996**Road** - Alexander Godnyuk (against Nikolai Khabibulin at 2:48 of 2nd period) at Hartford, Oct. 5, 1996**FIRST WIN BY A GOALTENDER****Home** - Nikolai Khabibulin vs. San Jose (4-1), Oct. 10, 1996**Road** - Nikolai Khabibulin at Boston (5-2), Oct. 7, 1996**FIRST LOSS BY A GOALTENDER****Home** - Nikolai Khabibulin vs. Edmonton (6-3), Oct. 14, 1996**Road** - Nikolai Khabibulin at Hartford (1-0), Oct. 5, 1996**FIRST SHUTOUT FOR****Home** - Nikolai Khabibulin (26 saves) vs. Vancouver (4-0), Jan. 25, 1997**Road** - Darcy Wakaluk (33 saves) at St. Louis (3-0), Dec. 5, 1996**FIRST SHUTOUT AGAINST****Home** - Rick Tabaracci (21 saves) vs. Tampa Bay (2-0), Feb. 4, 1997**Road** - Sean Burke (30 saves) at Hartford (1-0), Oct. 5, 1996**FIRST SCORELESS GAME****Home** - vs. Dallas (Ilya Bryzgalov and Marty Turco), Jan. 10, 2009\***Road** - at Chicago (Zac Bierk and Michael Leighton), Jan. 8, 2003**FIRST 2-GOAL GAME****Home** - Dallas Drake vs. Montreal, Nov. 3, 1996**Road** - Mike Gartner at Montreal, Oct. 28, 1996**FIRST HAT TRICK****Home** - Keith Tkachuk (3 goals) vs. New Jersey, Nov. 28, 1996**Road** - Mike Gartner (3 goals) at Boston, Oct. 7, 1996**FIRST PENALTY SHOT****Home** - Mike Hudson vs. Detroit (against Chris Osgood at 8:36 of 3rd period), Nov. 18, 1996 (failed)**Road** - Jeremy Roenick at Columbus (against Marc Denis at 17:06 of 2nd period), Feb. 28, 2001 (failed)*\*Phoenix won 1-0 in a shootout (no goals scored in regulation or overtime)*



## 9 Bobby Hull

Hull's #9 was originally retired by the Winnipeg Jets on February 19, 1989:

his #9 was entered into the Coyotes' Ring of Honor on October 8, 2005

- Appeared in 411 career WHA games with the Winnipeg Jets (1972-1978)
- Played one NHL season with the Jets (1978-79)
- Appeared in 1,063 career NHL games over 16 seasons with the Jets, Blackhawks and Hartford Whalers, registering 610-560-1,170
- Scored 50 or more goals nine times, 80 or more points 13 times



## 25 Thomas Steen

Steen's #25 was originally retired by the Winnipeg Jets on May 6, 1995:

his #25 was entered into the Coyotes' Ring of Honor on January 21, 2006

- First non-North American player to have his number retired by an NHL team
- Upon his retirement, ranked among the NHL's top 80 all-time point leaders
- NHL All-Star in 1990
- Spent his entire 14-year NHL career with the Winnipeg Jets
- Registered 27-61-88 during the 1988-89 campaign
- Jets co-captain for the 1989-90 and 1990-91 seasons
- Ranks first in assists (553), second in points (817) and shorthanded goals (13), third in games played (950) and fourth in goals (264) in franchise history



## 10 Dale Hawerchuk

Hawerchuk's #10 was entered into the Coyotes' Ring of Honor on April 5, 2007

- Appeared in 713 career NHL games with the Winnipeg Jets
- Registered 518 goals, 891 assists and 1,409 points in 1,188 career NHL games
- Recorded more than a point-per-game for 13 consecutive seasons
- Youngest player in NHL history to play in 1,000 career NHL games (30 years, 306 days)
- Became the youngest player in NHL history to reach the 100-point plateau in his rookie season (1981-82)
- Calder Memorial Trophy (1982)
- Second Team NHL All-Star (1985)
- Runner up for the Hart Memorial Trophy (1985)
- Served as Jets captain from 1984-90
- Selected to five NHL All-Star Games (1982, 1985, 1986, 1987, 1988)
- Inducted into the Hockey Hall of Fame in 2001



## 27 Teppo Numminen

Numminen's #27 was entered into the Coyotes' Ring of Honor on January 30, 2010

- His 1,372 career NHL games are the most ever by a European-trained NHL player
- Served as Coyotes captain during the 2001-02 and 2002-03 campaigns
- Participated in three NHL All-Star Games (1999, 2000, 2001)
- Represented Finland at four Winter Olympics (1988, 1998, 2002, 2006), and at five IIHF World Championships (1987, 1991, 1994, 1996, 1997)
- Earned six total medals in international competition
- Ranks as the franchise's all-time leader in goals (108), assists (426) and points (534) among defensemen
- Totaled 117-520-637 in 1,372 career NHL games with the Jets, Coyotes, Stars and Sabres



## 7 Keith Tkachuk

Tkachuk's #7 was entered into the Coyotes' Ring of Honor on December 23, 2011

- Recorded 538-527-1,065 in 1,201 career NHL games with Winnipeg/Phoenix, St. Louis and Atlanta
- Registered 323-300-623 and 1,508 penalty minutes in 640 games over 10 seasons with the Jets/Coyotes franchise
- One of four U.S. born players to score 500-plus NHL goals
- Second-Team NHL All-Star (1995, 1998)
- U.S. Hockey Hall of Fame (2011)
- Participated in five NHL All-Star Games (1997, 1998, 1999, 2004, 2009)
- Represented Team USA at four Winter Olympics (1992, 1998, 2002, 2006)
- Was a member of the 2006 World Cup of Hockey winning U.S. team
- Led the Coyotes in scoring during four seasons (1993-94, 1995-96, 1996-97, 1997-98)
- Served as Coyotes/Jets captain from 1993-95 and 1996-01
- Ranks third all-time in franchise history in goals (323) and power-play goals (114) as well as second in game-winning goals (40) and hat tricks (9). He also ranks first all-time in penalty minutes (1,508).



## 97 Jeremy Roenick

Roenick's #97 was entered into the Coyotes' Ring of Honor on February 11, 2012

- Collected 513-703-1,216 in 1,363 career NHL games with Chicago, Phoenix, Philadelphia, Los Angeles and San Jose
- In six seasons with the Coyotes, appeared in 454 games, recording 152-227-379 and 596 penalty minutes
- Second-highest American born goal scorer; one of four U.S. born players to score 500-plus NHL goals
- U.S. Hockey Hall of Fame (2010)
- Participated in nine NHL All-Star Games (1991, 1992, 1993, 1994, 1999, 2000)
- Represented Team USA at two Winter Olympics (1998, 2002)
- Led the Coyotes in scoring for three consecutive seasons (1998-99, 1999-00, 2000-01)



# PLAYOFFS

---



**ARIZONA  
COYOTES**®  
®



**TEAM PLAYOFF RECORDS**

TEAM	GP	W	L	OT	PCTG	GF	GA
PITTSBURGH	25	16	9	2	.640	77	57
NASHVILLE	22	14	8	1	.636	60	48
OTTAWA	19	11	8	2	.579	47	50
ANAHEIM	17	10	7	1	.588	57	56
WASHINGTON	13	7	6	2	.538	36	36
EDMONTON	13	7	6	3	.538	36	35
ST. LOUIS	11	6	5	0	.545	22	23
NY RANGERS	12	6	6	3	.500	34	30
BOSTON	6	2	4	3	.333	13	15
MONTREAL	6	2	4	1	.333	11	14
TORONTO	6	2	4	3	.333	16	18
SAN JOSE	6	2	4	1	.333	14	12
COLUMBUS	5	1	4	1	.200	13	21
MINNESOTA	5	1	4	2	.200	8	11
CHICAGO	4	0	4	1	.000	3	13
CALGARY	4	0	4	1	.000	9	14

**HOME**

TEAM	GP	W	L	GF	GA
PITTSBURGH	13	10	3	46	22
NASHVILLE	11	9	2	34	17
OTTAWA	9	6	3	29	23
ANAHEIM	9	5	4	24	24
NY RANGERS	6	4	2	16	11
ST. LOUIS	5	3	2	11	10
EDMONTON	6	3	3	21	17
WASHINGTON	7	3	4	16	20
COLUMBUS	2	1	1	9	9
MONTREAL	3	1	2	6	8
TORONTO	3	1	2	9	10
SAN JOSE	3	1	2	8	4
CHICAGO	2	0	2	0	6
CALGARY	2	0	2	5	8
BOSTON	3	0	3	5	8
MINNESOTA	3	0	3	5	8

**ROAD**

TEAM	GP	W	L	GF	GA
PITTSBURGH	11	6	6	31	35
ANAHEIM	10	5	3	26	28
OTTAWA	12	5	5	18	27
NASHVILLE	8	5	6	26	31
WASHINGTON	6	4	2	20	16
EDMONTON	6	4	3	15	18
ST. LOUIS	8	3	3	11	13
BOSTON	3	2	1	8	7
NY RANGERS	4	2	4	18	19
MINNESOTA	6	1	1	3	3
MONTREAL	2	1	2	5	6
TORONTO	3	1	2	7	8
SAN JOSE	3	1	2	6	8
CHICAGO	3	0	2	3	7
CALGARY	3	0	2	4	6
COLUMBUS	3	0	3	4	12

**SERIES RESULTS**

**CONFERENCE QUARTERFINALS SCORE**

- SERIES A – New York Rangers defeated Montreal Canadiens 4-2
- SERIES B – Ottawa Senators defeated Boston Bruins 4-2
- SERIES C – Washington Capitals defeated Toronto Maple Leafs 4-2
- SERIES D – Pittsburgh Penguins defeated Columbus Blue Jackets 4-1
- SERIES E – Nashville Predators defeated Chicago Blackhawks 4-0
- SERIES F – St. Louis Blues defeated Minnesota Wild 4-1
- SERIES G – Anaheim Ducks defeated Calgary Flames 4-0
- SERIES H – Edmonton Oilers defeated San Jose Sharks 4-2

**CONFERENCE SEMIFINALS**

- SERIES I – Ottawa Senators defeated New York Rangers 4-2
- SERIES J – Pittsburgh Penguins defeated Washington Capitals 4-3
- SERIES K – Nashville Predators defeated St. Louis Blues 4-2
- SERIES L – Anaheim Ducks defeated Edmonton Oilers 4-3

**CONFERENCE FINALS**

- SERIES M – Pittsburgh Penguins defeated Ottawa Senators 4-3
- SERIES N – Nashville Predators defeated Anaheim Ducks 4-2

**STANLEY CUP FINAL**

- SERIES O – Pittsburgh Penguins defeated Nashville Predators 4-2



PLAYOFF SCORING LEADERS

PLAYER	TEAM	POS	GP	G	A	P	+/-	PIM	PP	SH	GW	S%
Evgeni Malkin	PIT	C	25	10	18	28	9	53	1	0	0	16.7
Sidney Crosby	PIT	C	24	8	19	27	4	10	4	0	0	12.7
Phil Kessel	PIT	R	25	8	15	23	12	2	5	0	2	11.8
Jake Guentzel	PIT	C	25	13	8	21	1	10	1	1	5	25.0
Ryan Getzlaf	ANA	C	17	8	11	19	7	8	3	0	1	15.1
Erik Karlsson	OTT	D	19	2	16	18	13	10	0	0	2	3.8
Filip Forsberg	NSH	L	22	9	7	16	14	14	1	0	0	12.7
Leon Draisaitl	EDM	C	13	6	10	16	8	19	1	0	1	27.3
Bobby Ryan	OTT	R	19	6	9	15	1	14	3	0	3	14.3
Jakob Silfverberg	ANA	R	17	9	5	14	-4	6	2	0	2	14.8
Roman Josi	NSH	D	22	6	8	14	2	12	2	0	1	7.9
Rickard Rakell	ANA	C	15	7	6	13	13	0	0	0	0	14.6
Nicklas Backstrom	WSH	C	13	6	7	13	0	2	1	0	1	23.1
Ryan Ellis	NSH	D	22	5	8	13	4	12	2	0	1	10.4
Justin Schultz	PIT	D	21	4	9	13	3	4	3	0	2	15.4
Ryan Johansen	NSH	C	14	3	10	13	12	12	0	0	1	20.0
Viktor Arvidsson	NSH	L	22	3	10	13	3	19	0	0	1	6.1
Colton Sissons	NSH	C	22	6	6	12	7	16	1	0	2	21.4
T.J. Oshie	WSH	R	13	4	8	12	2	4	2	0	1	14.8
P.K. Subban	NSH	D	22	2	10	12	5	29	0	0	0	5.1
Mike Hoffman	OTT	L	19	6	5	11	3	10	1	0	1	12.2
Mark Letestu	EDM	C	13	5	6	11	-4	2	4	0	0	15.2
Corey Perry	ANA	R	17	4	7	11	4	34	1	0	3	9.3
Derick Brassard	OTT	C	19	4	7	11	-3	8	0	0	0	8.2
Chris Kunitz	PIT	L	20	2	9	11	6	27	0	0	1	7.1
Mattias Ekholm	NSH	D	22	1	10	11	6	38	1	0	0	3.0
Jean-Gabriel Pageau	OTT	C	19	8	2	10	5	16	0	0	1	18.2
Evgeny Kuznetsov	WSH	C	13	5	5	10	-1	8	0	0	1	11.6
Kyle Turris	OTT	C	19	4	6	10	2	25	0	0	1	8.7
Bryan Rust	PIT	R	23	7	2	9	5	10	0	0	2	16.7

CATEGORY LEADERS

GOALS

Player	Team	GP	G
Jake Guentzel	PIT	25	13
Evgeni Malkin	PIT	25	10
Filip Forsberg	NSH	22	9
Jakob Silfverberg	ANA	17	9
Sidney Crosby	PIT	24	8
Phil Kessel	PIT	25	8
Ryan Getzlaf	ANA	17	8
Jean-Gabriel Pageau	OTT	19	8
Rickard Rakell	ANA	15	7
Bryan Rust	PIT	23	7

ASSISTS

Player	Team	GP	A
Sidney Crosby	PIT	24	19
Evgeni Malkin	PIT	25	18
Erik Karlsson	OTT	19	16
Phil Kessel	PIT	25	15
Ryan Getzlaf	ANA	17	11
Leon Draisaitl	EDM	13	10
Ryan Johansen	NSH	14	10
Viktor Arvidsson	NSH	22	10
P.K. Subban	NSH	22	10
Mattias Ekholm	NSH	22	10

GAME-WINNING GOALS

Player	Team	GP	GWG
Jake Guentzel	PIT	25	5
Corey Perry	ANA	17	3
Bobby Ryan	OTT	19	3
Jaden Schwartz	STL	11	3

POWER-PLAY GOALS

Player	Team	GP	PPG
Phil Kessel	PIT	25	5
Sidney Crosby	PIT	24	4
Mark Letestu	EDM	13	4
Sean Monahan	CGY	4	4
Ryan Getzlaf	ANA	17	3
Bobby Ryan	OTT	19	3
Justin Schultz	PIT	21	3

PLUS/MINUS

Player	Team	GP	+/-
Filip Forsberg	NSH	22	14
Erik Karlsson	OTT	19	13
Rickard Rakell	ANA	15	13
Phil Kessel	PIT	25	12
Ryan Johansen	NSH	14	12
Joel Edmundson	STL	11	12
Brandon Montour	ANA	17	12
Evgeni Malkin	PIT	25	9
Brian Dumoulin	PIT	25	9



## GOALS AGAINST AVERAGE

Player	Team	GP	GAA	MIN	SA	GA	W	L
Chad Johnson	CGY	1	1.15	51:50	21	1	0	1
Matt Murray	PIT	11	1.70	668:55	303	19	7	3
Martin Jones	SJS	6	1.75	377:01	168	11	2	4
Carey Price	MTL	6	1.86	387:28	179	12	2	4
Devan Dubnyk	MIN	5	1.86	322:15	133	10	1	4
Jake Allen	STL	11	1.96	674:56	336	22	6	5
Pekka Rinne	NSH	22	1.96	1,288:44	599	42	14	8
Tuukka Rask	BOS	6	2.24	402:21	187	15	2	4
Henrik Lundqvist	NYR	12	2.25	774:34	395	29	6	6
Craig Anderson	OTT	19	2.34	1,178:08	590	46	11	8
Braden Holtby	WSH	13	2.47	803:27	364	33	7	6
Cam Talbot	EDM	13	2.48	799:23	437	33	7	6
Marc-Andre Fleury	PIT	15	2.56	866:31	490	37	9	6

## WINS, LOSSES AND OT

Player	Team	GP	W	L	OT	MIN
Pekka Rinne	NSH	22	14	8	1	1,288:44
Craig Anderson	OTT	19	11	8	2	1,178:08
Marc-Andre Fleury	PIT	15	9	6	1	866:31
John Gibson	ANA	16	9	5	1	878:43
Matt Murray	PIT	11	7	3	1	668:55
Braden Holtby	WSH	13	7	6	2	803:27
Cam Talbot	EDM	13	7	6	3	799:23
Jake Allen	STL	11	6	5	0	674:56
Henrik Lundqvist	NYR	12	6	6	3	774:34

## SAVE PERCENTAGE

Player	Team	GP	SV%	GA	SA	MIN
Chad Johnson	CGY	1	.952	1	21	51:50
Matt Murray	PIT	11	.937	19	303	668:55
Martin Jones	SJS	6	.935	11	168	377:01
Jake Allen	STL	11	.935	22	336	674:56
Carey Price	MTL	6	.933	12	179	387:28
Pekka Rinne	NSH	22	.930	42	599	1,288:44
Henrik Lundqvist	NYR	12	.927	29	395	774:34
Devan Dubnyk	MIN	5	.925	10	133	322:15
Cam Talbot	EDM	13	.924	33	437	799:23
Marc-Andre Fleury	PIT	15	.924	37	490	866:31
Craig Andersen	OTT	19	.922	46	590	1,178:08
Tuukka Rask	BOS	6	.920	15	187	402:21
John Gibson	ANA	16	.918	38	466	878:43

## SHUTOUTS

Player	Team	GP	SO	W	L	OT	SA	SV
Matt Murray	PIT	11	3	7	3	303	284	668:55
Cam Talbot	EDM	13	2	7	6	437	404	799:23
Marc-Andre Fleury	PIT	15	2	9	6	490	453	866:31
Pekka Rinne	NSH	22	2	14	8	599	557	1,288:44
Devan Dubnyk	MIN	5	1	1	4	133	123	322:15
Martin Jones	SJS	6	1	2	4	168	157	377:01
Henrik Lundqvist	NYR	12	1	6	6	395	366	774:34
Craig Anderson	OTT	19	1	11	8	590	544	1,178:08



DATE	OPPONENT	RESULT	GWG	GOALTENDERS	ATTEN.
<b>1982 PLAYOFFS</b>					
April 7	St. Louis at Winnipeg	3-4 L	Lapointe	Staniowski/Liut	13,081
April 8	St. Louis at Winnipeg	5-2 W	MacLean	Soetaert/Liut	14,371
April 10	Winnipeg at St. Louis	3-6 L	Crombeen	Soetaert/Liut	13,827
April 11	Winnipeg at St. Louis	2-8 L	Sutter	Staniowski/Liut	12,676
<b>ST. LOUIS WON BEST OF FIVE SERIES 3-1</b>					
<b>1983 PLAYOFFS</b>					
April 6	Winnipeg at Edmonton	3-6 L	Gretzky	Hayward-Soetaert/Moog	17,498
April 7	Winnipeg at Edmonton	3-4 L	Messier	Hayward/Moog	17,498
April 9	Edmonton at Winnipeg	3-4 L	Linesman	Hayward/Moog	11,346
<b>EDMONTON WON BEST OF FIVE SERIES 3-0</b>					
<b>1984 PLAYOFFS</b>					
April 4	Winnipeg at Edmonton	2-9 L	Coffey	Soetaert-Veisor/Fuhr	17,197
April 5	Winnipeg at Edmonton	4-5 L (OT)	Gregg	Behrend/Fuhr	17,390
April 7	Edmonton at Winnipeg	1-4 L	Semenko	Behrend/Fuhr	12,497
<b>EDMONTON WON BEST OF FIVE SERIES 3-0</b>					
<b>1985 PLAYOFFS</b>					
April 10	Calgary at Winnipeg	5-4 W (OT)	Mullen	Hayward/Lemelin	14,794
April 11	Calgary at Winnipeg	5-2 W	Arniel	Hayward/Lemelin	14,335
April 13	Winnipeg at Calgary	0-4 L	Otto	Hayward-Behrend/Lemelin	16,683
April 14	Winnipeg at Calgary	5-3 W	Wilson	Behrend/Lemelin	16,798
<b>WINNIPEG WON BEST OF FIVE SERIES 3-1</b>					
April 18	Winnipeg at Edmonton	2-4 L	Coffey	Behrend/Fuhr	16,236
April 20	Winnipeg at Edmonton	2-5 L	Coffey	Hayward/Fuhr	16,942
April 23	Edmonton at Winnipeg	4-5 L	Gretzky	Hayward/Fuhr	15,418
April 25	Edmonton at Winnipeg	3-8 L	Kurri	Hayward-Behrend/Fuhr	15,519
<b>EDMONTON WON BEST OF SEVEN SERIES 4-0</b>					
<b>1986 PLAYOFFS</b>					
April 9	Winnipeg at Calgary	1-5 L	Mullen	Bouchard-Hayward/Vernon	16,762
April 10	Winnipeg at Calgary	4-6 L	Tonelli	Hayward-Behrend/Vernon	16,762
April 12	Calgary at Winnipeg	3-4 L (OT)	McDonald	Berthiaume/Vernon	8,123
<b>CALGARY WON BEST OF FIVE SERIES 3-0</b>					
<b>1987 PLAYOFFS</b>					
April 8	Winnipeg at Calgary	4-2 W	Marois	Berthiaume/Lemelin	16,798
April 9	Winnipeg at Calgary	3-2 W	Steen	Berthiaume/Vernon	16,798
April 11	Calgary at Winnipeg	2-3 L (OT)	Bullard	Berthiaume/Vernon	14,958
April 12	Calgary at Winnipeg	4-3 W	Hamel	Berthiaume/Vernon	14,174
April 14	Winnipeg at Calgary	3-4 L	Mullen	Berthiaume/Vernon	16,798
April 16	Calgary at Winnipeg	6-1 W	Hamel	Berthiaume/Vernon-Lemelin	15,517
<b>WINNIPEG WON BEST OF SEVEN SERIES 4-2</b>					
April 21	Winnipeg at Edmonton	2-3 L (OT)	Anderson	Berthiaume/Fuhr	17,356
April 23	Winnipeg at Edmonton	3-5 L	Lemay	Reddick/Fuhr	17,468
April 25	Edmonton at Winnipeg	2-5 L	Kurri	Reddick/Fuhr	15,556
April 27	Edmonton at Winnipeg	2-4 L	Ruotsalainen	Berthiaume-Reddick/Fuhr	14,460
<b>EDMONTON WON BEST OF SEVEN SERIES 4-0</b>					
<b>1988 PLAYOFFS</b>					
April 6	Winnipeg at Edmonton	4-7 L	Simpson	Berthiaume/Fuhr	17,054
April 7	Winnipeg at Edmonton	2-3 L	Simpson	Berthiaume/Fuhr	16,843
April 9	Edmonton at Winnipeg	6-4 W	Gilhen	Berthiaume/Fuhr	12,813
April 10	Edmonton at Winnipeg	3-5 L	Lacombe	Berthiaume/Fuhr	12,491
April 12	Winnipeg at Edmonton	2-6 L	Kurri	Berthiaume/Fuhr	16,829
<b>EDMONTON WON BEST OF SEVEN SERIES 4-1</b>					

DATE	OPPONENT	RESULT	GWG	GOALTENDERS	ATTEN.
<b>1990 PLAYOFFS</b>					
April 4	Winnipeg at Edmonton	7-5 W	Ashton	Essensa/Ranford	16,423
April 6	Winnipeg at Edmonton	2-3 L (OT)	Lamb	Beauregard/Ranford	17,410
April 8	Edmonton at Winnipeg	2-1 W	Hawerchuk	Essensa/Ranford	15,547
April 10	Edmonton at Winnipeg	4-3 W (2OT)	Ellett	Essensa-Beauregard/Ranford	15,572
April 12	Winnipeg at Edmonton	3-4 L	Messier	Beauregard/Ranford	17,503
April 14	Edmonton at Winnipeg	3-4 L	Kurri	Essensa/Ranford	15,567
April 16	Winnipeg at Edmonton	1-4 L	Kurri	Beauregard/Ranford	17,503

**EDMONTON WON BEST OF SEVEN SERIES 4-3**

### 1992 PLAYOFFS

April 18	Winnipeg at Vancouver	3-2 W	Olczyk	Tabaracci/McLean	16,123
April 20	Winnipeg at Vancouver	2-3 L	Lumme	Tabaracci/McLean	16,123
April 22	Vancouver at Winnipeg	4-2 W	DeBlois	Tabaracci/McLean	13,393
April 24	Vancouver at Winnipeg	3-1 W	Housley	Tabaracci/McLean	15,568
April 26	Winnipeg at Vancouver	2-8 L	Babych	Tabaracci-Essensa/McLean	16,123
April 28	Vancouver at Winnipeg	3-8 L	Linden	Tabaracci/McLean	14,941
April 30	Winnipeg at Vancouver	0-5 L	Fergus	Tabaracci/McLean	16,123

**VANCOUVER WON BEST OF SEVEN SERIES 4-3**

### 1993 PLAYOFFS

April 19	Winnipeg at Vancouver	2-4 L	Linden	Essensa/McLean	15,918
April 21	Winnipeg at Vancouver	2-3 L	Bure	Essensa/McLean	15,729
April 23	Vancouver at Winnipeg	5-4 W	Selanne	Essensa/McLean	15,569
April 25	Vancouver at Winnipeg	1-3 L	Momesso	Essensa/McLean	15,567
April 27	Winnipeg at Vancouver	4-3 W (OT)	Selanne	Essensa/McLean	16,150
April 29	Vancouver at Winnipeg	3-4 L (OT)	Adams	Essensa/McLean	15,569

**VANCOUVER WON BEST OF SEVEN SERIES 4-2**

### 1996 PLAYOFFS

April 17	Winnipeg at Detroit	1-4 L	Fetisov	Khabibulin/Osgood	19,983
April 19	Winnipeg at Detroit	0-4 L	Coffey	Khabibulin/Osgood	19,983
April 21	Detroit at Winnipeg	4-1 W	Kilger	Khabibulin/Vernon	15,566
April 23	Detroit at Winnipeg	1-6 L	Larionov	Khabibulin/Vernon	15,567
April 26	Winnipeg at Detroit	3-1 W	Manson	Khabibulin/Osgood	19,983
April 28	Detroit at Winnipeg	1-4 L	Kozlov	Khabibulin/Vernon	15,567

**DETROIT WON BEST OF SEVEN SERIES 4-2**

### 1997 PLAYOFFS

April 16	Phoenix at Anaheim	2-4 L	Selanne	Khabibulin/Hebert	17,174
April 18	Phoenix at Anaheim	2-4 L	Daigneau	Khabibulin/Hebert	17,174
April 20	Anaheim at Phoenix	4-1 W	Shannon	Khabibulin/Hebert	16,210
April 22	Anaheim at Phoenix	2-0 W	Corkum	Khabibulin/Hebert-Shtalenkov	16,210
April 24	Phoenix at Anaheim	5-2 W	Numminen	Khabibulin/Hebert	17,174
April 27	Anaheim at Phoenix	2-3 L (OT)	Kariya	Khabibulin/Hebert	16,210
April 29	Phoenix at Anaheim	0-3 L	Karpa	Khabibulin/Hebert	17,174

**ANAHEIM WON BEST OF SEVEN SERIES 4-3**

### 1998 PLAYOFFS

April 22	Phoenix at Detroit	3-6 L	McCarty	Khabibulin-Waite/Osgood	19,983
April 24	Phoenix at Detroit	7-4 W	Roenick	Khabibulin/Osgood	19,983
April 26	Detroit at Phoenix	3-2 W	Roenick	Khabibulin/Osgood	16,210
April 28	Detroit at Phoenix	2-4 L	Macoun	Khabibulin-Waite/Osgood	16,210
April 30	Phoenix at Detroit	1-3 L	Kozlov	Waite/Osgood	19,983
May 3	Detroit at Phoenix	2-5 L	Shanahan	Waite/Osgood	16,210

**DETROIT WON BEST OF SEVEN SERIES 4-2**



DATE	OPPONENT	RESULT	GWG	GOALTENDERS	ATTEN.
<b>1999 PLAYOFFS</b>					
April 22	St. Louis at Phoenix	1-3 L	Rivers	Khabibulin/Fuhr	16,210
April 24	St. Louis at Phoenix	4-3 W (OT)	Doan	Khabibulin/Fuhr	16,210
April 25	Phoenix at St. Louis	5-4 W	Doan	Khabibulin/Fuhr-McLennan	17,539
April 27	Phoenix at St. Louis	2-1 W	Drake	Khabibulin/Fuhr	19,529
April 30	St. Louis at Phoenix	1-2 L (OT)	Young	Khabibulin/Fuhr	16,210
May 2	Phoenix at St. Louis	3-5 L	Finley	Khabibulin/Fuhr	16,629
May 4	St. Louis at Phoenix	0-1 L (OT)	Turgeon	Khabibulin/Fuhr	16,210
<b>ST. LOUIS WON BEST OF SEVEN SERIES 4-3</b>					
<b>2000 PLAYOFFS</b>					
April 13	Phoenix at Colorado	3-6 L	Ozolinsh	Burke/Roy	18,007
April 15	Phoenix at Colorado	1-3 L	Tanguay	Burke/Roy	18,007
April 17	Colorado at Phoenix	2-4 L	Deadmarsh	Burke/Roy	16,210
April 19	Colorado at Phoenix	3-2 W	Renberg	Burke/Roy	16,210
April 21	Phoenix at Colorado	1-2 L	Forsberg	Burke/Roy	18,007
<b>COLORADO WON BEST OF SEVEN SERIES 4-1</b>					
<b>2002 PLAYOFFS</b>					
April 17	Phoenix at San Jose	1-2 L	Marleau	Burke/Nabokov	17,496
April 20	Phoenix at San Jose	3-1 W	Briere	Burke/Nabokov	17,496
April 22	San Jose at Phoenix	1-4 L	Graves	Burke/Nabokov	16,210
April 24	San Jose at Phoenix	1-2 L	Ricci	Burke/Nabokov	16,210
April 26	Phoenix at San Jose	1-4 L	Graves	Burke/Nabokov	17,496
<b>SAN JOSE WON BEST OF SEVEN SERIES 4-1</b>					
<b>2010 PLAYOFFS</b>					
April 14	Detroit at Phoenix	3-2 W	Morris	Bryzgalov/Howard	17,125
April 16	Detroit at Phoenix	4-7 L	Zetterberg	Bryzgalov/Howard	17,386
April 18	Phoenix at Detroit	4-2 W	Prucha	Bryzgalov/Howard	20,066
April 20	Phoenix at Detroit	0-3 L	Zetterberg	Bryzgalov/Howard	20,066
April 23	Detroit at Phoenix	1-4 L	Holmstrom	Bryzgalov/Howard	17,458
April 25	Phoenix at Detroit	5-2 W	Vrbata	Bryzgalov/Howard	20,066
April 27	Detroit at Phoenix	1-6 L	Datsyuk	Bryzgalov/Howard	17,543
<b>DETROIT WON BEST OF SEVEN SERIES 4-3</b>					
<b>2011 PLAYOFFS</b>					
April 13	Phoenix at Detroit	2-4 L	Rafalski	Bryzgalov/Howard	20,066
April 16	Phoenix at Detroit	3-4 L	Holmstrom	Bryzgalov/Howard	20,066
April 18	Detroit at Phoenix	2-4 L	Filppula	Bryzgalov/Howard	17,130
April 20	Detroit at Phoenix	3-6 L	Cleary	Bryzgalov/Howard	17,314
<b>DETROIT WON BEST OF SEVEN SERIES 4-0</b>					
<b>2012 PLAYOFFS</b>					
April 12	Chicago at Phoenix	3-2 W	Hanzal	Smith/Crawford	17,138
April 14	Chicago at Phoenix	4-3 L	Bickell	Smith/Crawford	17,539
April 17	Phoenix at Chicago	3-2 W	Boedker	Smith/Crawford	21,627
April 19	Phoenix at Chicago	3-2 W	Boedker	Smith/Crawford	22,111
April 21	Chicago at Phoenix	2-1 L	Toews	Smith/Crawford	17,746
April 23	Phoenix at Chicago	4-0 W	Ekman-Larsson	Smith/Crawford	21,636
<b>PHOENIX WON BEST OF SEVEN SERIES 4-2</b>					
April 27	Nashville at Phoenix	4-3 W	Whitney	Smith/Rinne	17,187
April 29	Nashville at Phoenix	5-3 W	Pyatt	Smith/Rinne	17,217
May 2	Phoenix at Nashville	2-0 L	Legwand	Smith/Rinne	17,113
May 4	Phoenix at Nashville	1-0 W	Doan	Smith/Rinne	17,113
May 7	Nashville at Phoenix	2-1 W	Hanzal	Smith/Rinne	17,182
<b>PHOENIX WON BEST OF SEVEN SERIES 4-1</b>					



DATE	OPPONENT	RESULT	GWG	GOALTENDERS	ATTEN.
<b>2012 PLAYOFFS (cont'd)</b>					
May 13	Los Angeles at Phoenix	2-4 L	Brown	Smith/Quick	17,134
May 15	Los Angeles at Phoenix	0-4 L	Carter	Smith/Quick	17,149
May 17	Phoenix at Los Angeles	1-2 L	King	Smith/Quick	18,367
May 20	Phoenix at Los Angeles	2-0 W	Doan	Smith/Quick	18,402
May 22	Los Angeles at Phoenix	3-4 L	Penner	Smith/Quick	17,148

LOS ANGELES WON BEST OF SEVEN SERIES 4-1

ALL-TIME PLAYOFF SERIES

SEASON	SERIES	GAMES	RESULT	SEASON	SERIES	GAMES	RESULT
1979-80	Did not qualify for playoffs			1998-99	Western Conference Quarterfinals	3-4	Lost to St. Louis
1980-81	Did not qualify for playoffs			1999-00	Western Conference Quarterfinals	1-4	Lost to Colorado
1981-82	Norris Division Semifinals	1-3	Lost to St. Louis	2000-01	Did not qualify for playoffs		
1982-83	Smythe Division Semifinals	0-3	Lost to Edmonton	2001-02	Western Conference Quarterfinals	1-4	Lost to San Jose
1983-84	Smythe Division Semifinals	0-3	Lost to Edmonton	2002-03	Did not qualify for playoffs		
1984-85	Smythe Division Semifinals	3-1	Defeated Calgary	2003-04	Did not qualify for playoffs		
	Smythe Division Finals	0-4	Lost to Edmonton	2005-06	Did not qualify for playoffs		
1985-86	Smythe Division Semifinals	0-3	Lost to Calgary	2006-07	Did not qualify for playoffs		
1986-87	Smythe Division Semifinals	4-2	Defeated Calgary	2007-08	Did not qualify for playoffs		
	Smythe Division Finals	0-4	Lost to Edmonton	2008-09	Did not qualify for playoffs		
1987-88	Smythe Division Semifinals	1-4	Lost to Edmonton	2009-10	Western Conference Quarterfinals	3-4	Lost to Detroit
1988-89	Did not qualify for playoffs			2010-11	Western Conference Quarterfinals	0-4	Lost to Detroit
1989-90	Smythe Division Semifinals	3-4	Lost to Edmonton	2011-12	Western Conference Quarterfinals	4-2	Defeated Chicago
1991-92	Smythe Division Semifinals	3-4	Lost to Vancouver		Western Conference Semifinals	4-1	Defeated Nashville
1992-93	Smythe Division Semifinals	2-4	Lost to Vancouver		Western Conference Final	1-4	Lost to Los Angeles
1993-94	Did not qualify for playoffs			2012-13	Did not qualify for playoffs		
1994-95	Did not qualify for playoffs			2013-14	Did not qualify for playoffs		
1995-96	Western Conference Quarterfinals	2-4	Lost to Detroit	2014-15	Did not qualify for playoffs		
1996-97	Western Conference Quarterfinals	3-4	Lost to Anaheim	2015-16	Did not qualify for playoffs		
1997-98	Western Conference Quarterfinals	2-4	Lost to Detroit	2016-17	Did not qualify for playoffs		
<b>PLAYOFF WIN/LOSS RECORD BY GAMES:</b>		<b>41-78</b>	<b>SERIES RECORD IN FIRST ROUND:</b>	<b>3-16</b>	<b>DIVISION CHAMPIONSHIPS:</b>		<b>1</b>
<b>PLAYOFF WIN/LOSS RECORD BY SERIES:</b>		<b>4-19</b>	<b>SERIES RECORD IN SECOND ROUND:</b>	<b>1-2</b>	<b>CONFERENCE CHAMPIONSHIPS:</b>		<b>0</b>
			<b>SERIES RECORD IN THIRD ROUND:</b>	<b>0-1</b>	<b>STANLEY CUP CHAMPIONSHIPS:</b>		<b>0</b>
			<b>SERIES RECORD IN FINAL ROUND:</b>	<b>0-0</b>			



1981-82 WINNIPEG JETS

PLAYER	GP	G	A	PTS	PIM
Dale Hawerchuk	4	1	7	8	5
Paul MacLean	4	3	2	5	20
Moe Mantha	4	1	3	4	16
Thomas Steen	4	0	4	4	2
Willy Lindstrom	4	2	1	3	2
Lucien Deblois	4	2	1	3	4
Dave Babych	4	1	2	3	29
Norm Dupont	4	2	0	2	0
Bengt Lundholm	4	1	1	2	2
Morris Lukowich	4	0	2	2	16
Tim Watters	4	0	1	1	8
Dave Christian	4	0	1	1	2
Don Spring	4	0	0	0	4
Jimmy Mann	3	0	0	0	7
Larry Hopkins	4	0	0	0	2
Serge Savard	4	0	0	0	2
Doug Smail	4	0	0	0	0
Tim Trimper	1	0	0	0	0
Rick Bowness	1	0	0	0	0

GOALTENDER	GP	MIN	GAA	W-L	SO	GA	SA	SV%
Doug Soetaert	2	120	4.00	1-1	0	8	62	.871
Ed Staniowski	2	120	6.00	0-2	0	12	42	.714

1982-83 WINNIPEG JETS

PLAYER	GP	G	A	PTS	PIM
Dale Hawerchuk	3	1	4	5	8
Moe Mantha	2	2	2	4	0
Ron Wilson	3	2	2	4	2
Paul MacLean	3	1	2	3	6
Norm Dupont	1	1	1	2	0
Thomas Steen	3	0	2	2	0
Bryan Maxwell	3	1	0	1	23
Brian Mullen	3	1	0	1	0
Laurie Boschman	3	0	1	1	12
Bengt Lundholm	3	0	1	1	2
Jimmy Mann	1	0	0	0	0
Doug Soetaert	1	0	0	0	0
Scott Arniel	2	0	0	0	0
Larry Hopkins	2	0	0	0	0
Don Spring	2	0	0	0	6
Dave Babych	3	0	0	0	0
Lucien Deblois	3	0	0	0	5
Brian Hayward	3	0	0	0	0
Dave Christian	3	0	0	0	0
Serge Savard	3	0	0	0	2
Doug Smail	3	0	0	0	6
Tim Watters	3	0	0	0	2

GOALTENDER	GP	MIN	GAA	W-L	SO	GA	SA	SV%
Doug Soetaert	1	20	0.00	0-0	0	0	10	1.00
Brian Hayward	3	160	5.25	0-3	0	14	84	.833

1983-84 WINNIPEG JETS

PLAYER	GP	G	A	PTS	PIM
Brian Mullen	3	0	3	3	6
Andrew McBain	3	2	0	2	0
Dale Hawerchuk	3	1	1	2	0
Dave Babych	3	1	1	2	0
Randy Carlyle	3	0	2	2	4
Paul MacLean	3	1	0	1	0
Moe Mantha	3	1	0	1	0
Tim Watters	3	1	0	1	2
Doug Smail	3	0	1	1	7
Tim Young	1	0	1	1	0
Laurie Boschman	3	0	1	1	5
Lucien Deblois	3	0	1	1	4
Thomas Steen	3	0	1	1	9
Scott Arniel	2	0	0	0	5
Jordy Douglas	1	0	0	0	2
Murray Eaves	2	0	0	0	2
Wade Campbell	3	0	0	0	7
Jim Kyte	3	0	0	0	11
Morris Lukowich	3	0	0	0	0
Robert Picard	3	0	0	0	12
Marc Behrend	2	0	0	0	0
Doug Soetaert	1	0	0	0	0
Mike Veisor	1	0	0	0	0

GOALTENDER	GP	MIN	GAA	W-L	SO	GA	SA	SV%
Marc Behrend	2	121	4.46	0-2	0	9	91	.901
Mike Veisor	1	40	6.00	0-0	0	4	29	.862
Doug Soetaert	1	20	15	0-1	0	5	19	.737

1984-85 WINNIPEG JETS

PLAYER	GP	G	A	PTS	PIM
Dave Babych	8	2	7	9	6
Paul MacLean	8	3	4	7	4
Ron Wilson	8	4	2	6	2
Randy Carlyle	8	1	5	6	13
Dave Ellett	8	1	5	6	4
Thomas Steen	8	2	3	5	17
Bengt Lundholm	5	2	2	4	8
Robert Picard	8	2	2	4	8
Dale Hawerchuk	3	2	1	3	4
Laurie Boschman	8	2	1	3	21
Doug Smail	8	2	1	3	4
Scott Arniel	8	1	2	3	9
Brian Mullen	8	1	2	3	4
Andrew McBain	7	1	0	1	0
Murray Eaves	2	0	1	1	0
Jim Nill	8	0	1	1	28
Perry Turnbull	8	0	1	1	26
Tim Watters	8	0	1	1	16
Peter Taglianetti	1	0	0	0	0
Marc Behrend	4	0	0	0	0
Wade Campbell	3	0	0	0	2
Tom Martin	3	0	0	0	2
Brian Hayward	6	0	0	0	0
Jim Kyte	8	0	0	0	14

GOALTENDER	GP	MIN	GAA	W-L	SO	GA	SA	SV%
Marc Behrend	4	179	3.35	1-1	0	10	96	.896
Brian Hayward	6	309	4.47	2-4	0	23	156	.853

1985-86 WINNIPEG JETS

PLAYER	GP	G	A	PTS	PIM
Mario Marois	3	1	4	5	6
Brian Mullen	3	1	2	3	6
Dale Hawerchuk	3	0	3	3	0
Ray Neufeld	3	2	0	2	10
Thomas Steen	3	1	1	2	4
Paul MacLean	2	1	0	1	7
Bill Derlago	3	1	0	1	0
Doug Smail	3	1	0	1	0
Laurie Boschman	3	0	1	1	6
Dave Ellett	3	0	1	1	0
Perry Turnbull	3	0	1	1	11
Marc Behrend	1	0	0	0	0
Daniel Berthiaume	1	0	0	0	0
Dan Bouchard	1	0	0	0	2
Dave Silk	1	0	0	0	2
Ron Wilson	1	0	0	0	0
Brian Hayward	2	0	0	0	0
Bengt Lundholm	2	0	0	0	2
Scott Arniel	3	0	0	0	12
Brad Berry	3	0	0	0	0
Bobby Dollas	3	0	0	0	2
Jim Kyte	3	0	0	0	12
Jim Nill	3	0	0	0	4
Peter Taglianetti	3	0	0	0	2

GOALTENDER	GP	MIN	GAA	W-L	SO	GA	SA	SV%
Marc Behrend	1	12	0.00	0-0	0	0	7	1.00
Daniel Berthiaume	1	68	3.53	0-1	0	4	43	.907
Brian Hayward	2	68	5.29	0-1	0	6	31	.806
Dan Bouchard	1	40	7.50	0-1	0	5	22	.773

1986-87 WINNIPEG JETS

PLAYER	GP	G	A	PTS	PIM
Dale Hawerchuk	10	5	8	13	4
Dave Ellett	10	0	8	8	2
Paul MacLean	10	5	2	7	16
Thomas Steen	10	3	4	7	8
Brian Mullen	9	4	2	6	0
Randy Carlyle	10	1	5	6	22
Fredrik Olausson	10	2	3	5	4
Laurie Boschman	10	2	3	5	30
Doug Smail	10	4	0	4	10
Mario Marois	10	1	3	4	23
Jim Kyte	10	0	4	4	36
Ron Wilson	10	1	2	3	0
Gilles Hamel	8	2	0	2	2
Ray Neufeld	8	1	1	2	30
Andrew McBain	9	0	2	2	10
Iain Duncan	7	0	2	2	6
Tim Watters	10	0	1	1	21
Brad Berry	7	0	1	1	14
Jim Nill	2	0	0	0	7
Steve Rooney	8	0	0	0	34
Perry Turnbull	1	0	0	0	10

GOALTENDER	GP	MIN	GAA	W-L	SO	GA	SA	SV%
Daniel Berthiaume	8	437	2.87	4-4	0	21	210	.900
Eldon Reddick	3	166	3.61	0-2	0	10	73	.863

1987-88 WINNIPEG JETS

PLAYER	GP	G	A	PTS	PIM
Dale Hawerchuk	5	3	4	7	16
Andrew McBain	5	2	5	7	29
Thomas Steen	5	1	5	6	2
Ray Neufeld	5	2	2	4	6
Laurie Boschman	5	1	3	4	9
Mario Marois	5	0	4	4	6
Dave Ellett	5	1	2	3	10
Paul MacLean	5	2	0	2	23
Peter Taglianetti	5	1	1	2	12
Fredrik Olausson	5	1	1	2	0
Randy Carlyle	5	0	2	2	10
Doug Smail	5	1	0	1	22
Steve Rooney	5	1	0	1	33
Randy Gilhen	4	1	0	1	10
Iain Duncan	4	0	1	1	0
Paul Boutillier	5	0	0	0	15
Ron Wilson	1	0	0	0	2
Gilles Hamel	1	0	0	0	0
Mark Kumpel	4	0	0	0	4
Peter Douris	1	0	0	0	0
Brad Jones	1	0	0	0	0
Tim Watters	4	0	0	0	4

GOALTENDER	GP	MIN	GAA	W-L	SO	GA	SA	SV%
Daniel Berthiaume	5	300	5.00	1-4	0	25	154	.838

1989-90 WINNIPEG JETS

PLAYER	GP	G	A	PTS	PIM
Dale Hawerchuk	7	3	5	8	2
Thomas Steen	7	2	5	7	16
Pat Elynuik	7	2	4	6	2
Moe Mantha	7	1	5	6	2
Brent Ashton	7	3	1	4	2
Doug Evans	7	2	2	4	10
Greg Paslawski	7	1	3	4	0
Teppo Numminen	7	1	2	3	10
Dave Ellett	7	2	0	2	6
Paul Fenton	7	2	0	2	23
Mark Kumpel	7	2	0	2	2
Paul MacDermid	7	0	2	2	8
Fredrik Olausson	7	0	2	2	2
Doug Smail	5	1	0	1	0
Gord Donnelly	6	0	1	1	8
Dave McLlwain	7	0	1	1	2
Brad Berry	1	0	0	0	0
Laurie Boschman	2	0	0	0	2
Stephane Beauregard	4	0	0	0	0
Bob Essensa	4	0	0	0	0
Phil Sykes	4	0	0	0	0
Shawn Cronin	5	0	0	0	7
Peter Taglianetti	5	0	0	0	6

GOALTENDER	GP	MIN	GAA	W-L	SO	GA	SA	SV%
Stephane Beauregard	4	238	3.03	1-3	0	12	105	.886
Bob Essensa	4	206	3.50	2-1	0	12	100	.880

1991-92 WINNIPEG JETS

PLAYER	GP	G	A	PTS	PIM
Thomas Steen	7	2	4	6	2
Fredrik Olausson	7	1	5	6	4
Phil Housley	7	1	4	5	0
Aaron Broten	7	2	2	4	12
Pat Elynuik	7	2	2	4	4
Evgeny Davydov	7	2	2	4	2
Keith Tkachuk	7	3	0	3	30
Ed Olczyk	6	2	1	3	4
Randy Carlyle	5	1	0	1	6
Lucien Deblois	5	1	0	1	2
Darrin Shannon	7	0	1	1	10
Phil Sykes	7	0	1	1	9
Bob Essensa	1	0	0	0	0
Doug Evans	1	0	0	0	2
Luciano Borsato	1	0	0	0	0
Kris Draper	2	0	0	0	0
Mike Hartman	2	0	0	0	2
Dean Kennedy	2	0	0	0	0
Shawn Cronin	4	0	0	0	6
Mike Eagles	7	0	0	0	8
Mike Lalor	7	0	0	0	19
Troy Murray	7	0	0	0	2
Teppo Numminen	7	0	0	0	0
Rick Tabaracci	7	0	0	0	0
Igor Ulanov	7	0	0	0	39

GOALTENDER	GP	MIN	GAA	W-L	SO	GA	SA	SV%
Rick Tabaracci	7	387	4.03	3-4	0	26	212	.877
Bob Essensa	1	33	5.45	0-0	0	3	17	.824

1995-96 WINNIPEG JETS

PLAYER	GP	G	A	PTS	PIM
Dave Manson	6	2	1	3	30
Alexei Zhamnov	6	2	1	3	8
Craig Janney	6	1	2	3	0
Ed Olczyk	6	1	2	3	6
Keith Tkachuk	6	1	2	3	22
Igor Korolev	6	0	3	3	0
Chad Kilger	4	1	0	1	0
Norm Maciver	6	1	0	1	2
Darrin Shannon	6	1	0	1	6
Kris King	5	0	1	1	4
Craig Muni	6	0	1	1	2
Mike Eastwood	6	0	1	1	2
Oleg Tverdovsky	6	0	1	1	0
Jim McKenzie	1	0	0	0	2
Craig Mills	1	0	0	0	0
Dallas Drake	3	0	0	0	0
Iain Fraser	4	0	0	0	0
Jeff Finley	6	0	0	0	4
Teppo Numminen	6	0	0	0	2
Mike Stapleton	6	0	0	0	21
Nikolai Khabibulin	6	0	0	0	0
Shane Doan	6	0	0	0	6

GOALTENDER	GP	MIN	GAA	W-L	SO	GA	SA	SV%
Nikolai Khabibulin	6	359	3.18	2-4	0	19	214	.911

1992-93 WINNIPEG JETS

PLAYER	GP	G	A	PTS	PIM
Phil Housley	6	0	7	7	2
Teemu Selanne	6	4	2	6	2
Darrin Shannon	6	2	4	6	6
Keith Tkachuk	6	4	0	4	14
Thomas Steen	6	1	3	4	2
Stu Barnes	6	1	3	4	2
Andy Brickley	1	1	1	2	0
Kris King	6	1	1	2	4
Teppo Numminen	6	1	1	2	2
Mike Lalor	4	0	2	2	4
Fredrik Olausson	6	0	2	2	2
Alexei Zhamnov	6	0	2	2	2
Tie Domi	6	1	0	1	23
Luciano Borsato	6	1	0	1	4
Mike Eagles	5	0	1	1	6
Russ Romaniuk	1	0	0	0	0
John Druce	2	0	0	0	0
Bryan Erickson	3	0	0	0	0
Evgeny Davydov	4	0	0	0	0
Igor Ulanov	4	0	0	0	4
Bob Essensa	6	0	0	0	2
Dean Kennedy	6	0	0	0	2
Sergei Bautin	6	0	0	0	2

GOALTENDER	GP	MIN	GAA	W-L	SO	GA	SA	SV%
Bob Essensa	6	367	3.27	2-4	0	20	183	.891

1996-97 PHOENIX COYOTES

PLAYER	GP	G	A	PTS	PIM
Cliff Ronning	7	0	7	7	12
Keith Tkachuk	7	6	0	6	7
Teppo Numminen	7	3	3	6	0
Jeremy Roenick	6	2	4	6	4
Darrin Shannon	7	3	1	4	4
Bob Corkum	7	2	2	4	4
Mike Gartner	7	1	2	3	4
Craig Janney	7	0	3	3	4
Deron Quint	7	0	2	2	0
Dallas Drake	7	0	1	1	2
Oleg Tverdovsky	7	0	1	1	0
Murray Baron	1	0	0	0	0
Jeff Finley	1	0	0	0	2
Igor Korolev	1	0	0	0	0
Jocelyn Lemieux	2	0	0	0	4
Shane Doan	4	0	0	0	2
Jim Johnson	6	0	0	0	4
Gerald Diduck	7	0	0	0	10
Kris King	7	0	0	0	17
Jim McKenzie	7	0	0	0	2
Jayson More	7	0	0	0	7
Mike Stapleton	7	0	0	0	14
Nikolai Khabibulin	7	0	0	0	6

GOALTENDER	GP	MIN	GAA	W-L	SO	GA	SA	SV%
Nikolai Khabibulin	7	426	2.11	3-4	1	15	222	.932



1997-98 PHOENIX COYOTES

PLAYER	GP	G	A	PTS	PIM
Rick Tocchet	6	6	2	8	25
Jeremy Roenick	6	5	3	8	4
Oleg Tverdovsky	6	0	7	7	0
Keith Tkachuk	6	3	3	6	10
Cliff Ronning	6	1	3	4	4
Craig Janney	6	0	3	3	0
Murray Baron	6	0	2	2	6
Gerald Diduck	6	0	2	2	20
Mike Gartner	5	1	0	1	18
Bob Corkum	6	1	0	1	4
Shane Doan	6	1	0	1	6
Dallas Drake	4	0	1	1	2
Nikolai Khabibulin	4	0	1	1	0
Darrin Shannon	5	0	1	1	4
Norm Maciver	6	0	1	1	2
Mark Janssens	1	0	0	0	2
Jim McKenzie	1	0	0	0	0
Teppo Numminen	1	0	0	0	0
Jim Cummins	3	0	0	0	4
Jimmy Waite	4	0	0	0	0
Brad Isbister	5	0	0	0	2
Michel Petit	5	0	0	0	8
Keith Carney	6	0	0	0	4
Mike Stapleton	6	0	0	0	2

GOALTENDER	GP	MIN	GAA	W-L	SO	GA	SA	SV%
Jimmy Waite	4	171	3.86	0-3	0	11	97	.887
Nikolai Khabibulin	4	185	4.22	2-1	0	13	106	.877

1998-99 PHOENIX COYOTES

PLAYER	GP	G	A	PTS	PIM
Dallas Drake	7	4	3	7	4
Shane Doan	7	2	2	4	6
Robert Reichel	7	1	3	4	2
Keith Tkachuk	7	1	3	4	13
Teppo Numminen	7	2	1	3	4
Keith Carney	7	1	2	3	10
Rick Tocchet	7	0	3	3	8
Louie DeBrusk	6	2	0	2	6
Stephen Leach	7	1	1	2	2
Juha Ylonen	2	0	2	2	2
Brian Noonan	5	0	2	2	4
Oleg Tverdovsky	6	0	2	2	6
Greg Adams	3	1	0	1	0
Mike Stapleton	7	1	0	1	0
Jim Cummins	3	0	1	1	0
Stan Neckar	6	0	1	1	4
Bob Corkum	7	0	1	1	4
Jyrki Lumme	7	0	1	1	6
Jeremy Roenick	1	0	0	0	0
Brad Tiley	1	0	0	0	0
Tavis Hansen	2	0	0	0	0
Gerald Diduck	3	0	0	0	2
Mike Sullivan	5	0	0	0	2
J.J. Daigneault	6	0	0	0	8
Nikolai Khabibulin	7	0	0	0	2

GOALTENDER	GP	MIN	GAA	W-L	SO	GA	SA	SV%
Nikolai Khabibulin	7	449	2.41	3-4	0	18	236	.924

1999-2000 PHOENIX COYOTES

PLAYER	GP	G	A	PTS	PIM
Jeremy Roenick	5	2	2	4	10
Travis Green	5	2	1	3	2
Shane Doan	4	1	2	3	8
Benoit Hogue	5	1	2	3	2
Mikael Renberg	5	1	2	3	4
Trevor Letowski	5	1	1	2	4
Teppo Numminen	5	1	1	2	0
Keith Tkachuk	5	1	1	2	4
Dallas Drake	5	0	1	1	4
Jyrki Lumme	5	0	1	1	2
Radoslav Suchy	5	0	1	1	0
Mike Sullivan	5	0	1	1	0
Daniel Briere	1	0	0	0	0
J.J. Daigneault	1	0	0	0	0
Juha Ylonen	1	0	0	0	0
Louie DeBrusk	3	0	0	0	0
Greg Adams	5	0	0	0	0
Sean Burke	5	0	0	0	0
Stan Neckar	5	0	0	0	0
Mika Alatalo	5	0	0	0	2
Keith Carney	5	0	0	0	17
Lyle Odelein	5	0	0	0	16

GOALTENDER	GP	MIN	GAA	W-L	SO	GA	SA	SV%
Sean Burke	5	296	3.24	1-4	0	16	167	.904

2001-02 PHOENIX COYOTES

PLAYER	GP	G	A	PTS	PIM
Shane Doan	5	2	2	4	6
Daniel Briere	5	2	1	3	2
Mike Johnson	5	1	1	2	6
Sean Burke	5	0	2	2	0
Denis Pederson	5	0	2	2	0
Todd Simpson	5	0	2	2	6
Daymond Langkow	5	1	0	1	0
Radoslav Suchy	5	1	0	1	0
Dan Focht	1	0	1	1	0
Drake Berehowsky	5	0	1	1	4
Branko Radivojevic	1	0	0	0	2
Krystofer Kolanos	2	0	0	0	6
Andrei Nazarov	3	0	0	0	2
Teppo Numminen	4	0	0	0	2
Landon Wilson	4	0	0	0	12
Claude Lemieux	5	0	0	0	2
Brad May	5	0	0	0	0
Brian Savage	5	0	0	0	0
Michal Handzus	5	0	0	0	2
Paul Mara	5	0	0	0	4
Ladislav Nagy	5	0	0	0	21
Ossi Vaananen	5	0	0	0	6

GOALTENDER	GP	MIN	GAA	W-L	SO	GA	SA	SV%
Sean Burke	5	297	2.63	1-4	0	13	133	.902

2009-10 PHOENIX COYOTES

PLAYER	GP	G	A	PTS	PIM
Matthew Lombardi	7	1	5	6	2
Wojtek Wolski	7	4	1	5	0
Keith Yandle	7	2	3	5	4
Radim Vrbata	7	2	2	4	4
Derek Morris	7	1	3	4	11
Petr Prucha	7	1	2	3	4
Martin Hanzal	7	0	3	3	10
Taylor Pyatt	7	1	1	2	2
Vernon Fiddler	6	1	1	2	14
Shane Doan	3	1	1	2	4
Lee Stempniak	7	0	2	2	0
Zbynek Michalek	7	0	2	2	2
Adrian Aucoin	7	0	2	2	10
Ed Jovanovski	7	1	0	1	4
Lauri Korpikoski	7	1	0	1	2
Sami Lepisto	7	1	0	1	0
Mathieu Schneider	3	1	0	1	0
Robert Lang	4	0	1	1	0
Daniel Winnik	7	0	0	0	0
Petteri Nokelainen	5	0	0	0	2

2010-11 PHOENIX COYOTES

PLAYER	GP	G	A	PTS	PIM
Shane Doan	4	3	2	5	6
Radim Vrbata	4	2	3	5	0
Keith Yandle	4	0	5	5	0
Ray Whitney	4	1	2	3	2
Kyle Turris	4	1	2	3	2
Martin Hanzal	4	1	2	3	8
David Schlemko	7	1	0	1	4
Taylor Pyatt	4	1	0	1	0
Lauri Korpikoski	4	0	1	1	2
Mikkel Boedker	4	0	1	1	2
Ed Jovanovski	4	0	1	1	2
Lee Stempniak	4	0	0	0	0
Rostislav Klesla	4	0	0	0	7
Michal Rozsival	4	0	0	0	2
Eric Belanger	4	0	0	0	2
Adrian Aucoin	4	0	0	0	2
Vernon Fiddler	4	0	0	0	0
Andrew Ebbett	3	0	0	0	0
Paul Bissonnette	1	0	0	0	0

GOALTENDER	GP	MIN	GAA	W-L	SO	GA	SA	SV%
Ilya Bryzgalov	7	419	3.44	3-4	0	24	255	.906

GOALTENDER	GP	MIN	GAA	W-L	SO	GA	SA	SV%
Ilya Bryzgalov	4	234	4.36	0-4	0	17	140	.879

2011-12 PHOENIX COYOTES

PLAYER	GP	G	A	PTS	PIM
Antoine Vermette	16	5	5	10	24
Shane Doan	16	5	4	9	41
Keith Yandle	16	1	8	9	10
Mikkel Boedker	16	4	4	8	0
Rostislav Klesla	15	2	6	8	4
Ray Whitney	16	2	5	7	10
Daymond Langkow	16	1	6	7	4
Taylor Pyatt	16	4	2	6	2
Martin Hanzal	12	3	3	6	29
Derek Morris	16	2	4	6	24
Radim Vrbata	16	2	3	5	8
<b>Oliver Ekman-Larsson</b>	<b>16</b>	<b>1</b>	<b>3</b>	<b>4</b>	<b>8</b>
Kyle Chipchura	15	1	3	4	7
Gilbert Brule	12	2	1	3	0
Raffi Torres	3	1	1	2	2
Marc-Antoine Pouliot	8	1	1	2	2
Boyd Gordon	16	0	2	2	6
Adrian Aucoin	11	0	2	2	10
Michal Rozsival	15	0	0	0	2
Lauri Korpikoski	11	0	0	0	2
David Schlemko	5	0	0	0	0
Paul Bissonnette	3	0	0	0	15
*Michael Stone	2	0	0	0	0

GOALTENDER	GP	MIN	GAA	W-L	SO	GA	SA	SV%
Mike Smith	16	1027	1.99	9-7	3	34	602	.944



#	PLAYER	GP	G	A	PTS	PIM	#	PLAYER	GP	G	A	PTS	PIM
1	Dale Hawerchuk	38	16	33	49	39	63	Daniel Briere	6	2	1	3	2
2	Thomas Steen	56	12	32	44	62	64	Gilbert Brule	12	2	1	3	0
3	Shane Doan	55	15	13	28	85	65	Benoit Hogue	5	1	2	3	2
4	Keith Tkachuk	44	19	9	28	100	66	Mikael Renberg	5	1	2	3	4
5	Paul MacLean	35	16	10	26	76	67	Petr Prucha	7	1	2	3	4
6	Dave Ellett	33	4	16	20	22	68	Keith Carney	18	1	2	3	31
7	Keith Yandle	27	3	16	19	14	69	Scott Arniel	18	1	2	3	26
8	Jeremy Roenick	18	9	9	18	18	70	Kris King	18	1	2	3	25
9	Fredrik Olausson	35	4	13	17	12	71	Tim Watters	28	1	2	3	49
10	Randy Carlyle	31	3	14	17	51	72	Igor Korolev	7	0	3	3	0
11	Teppo Numminen	50	8	8	16	20	73	Iain Duncan	11	0	3	3	6
12	Brian Mullen	26	7	9	16	16	74	Kyle Turris	4	1	2	3	2
13	Moe Mantha	16	5	10	15	18	75	Paul Fenton	7	2	0	2	23
14	Laurie Boschman	34	5	10	15	87	76	Louie DeBrusk	9	2	0	2	6
15	David Babych	18	4	10	14	35	77	Gilles Hamel	9	2	0	2	2
16	Radim Vrbata	27	6	8	14	12	78	Mark Kumpel	11	2	0	2	6
17	Ron Wilson	23	7	6	13	6	79	Mike Lalor	11	2	0	2	23
18	Darrin Shannon	31	6	7	13	30	80	Andy Brickley	1	1	1	2	0
19	Mario Marois	18	2	11	13	35	81	Raffi Torres	3	1	1	2	2
20	Andrew McBain	24	5	7	12	39	82	Trevor Letowski	5	1	1	2	4
21	Martin Hanzal	23	4	8	12	47	83	Mike Johnson	5	1	1	2	6
22	Phil Housley	13	1	11	12	2	84	Vernon Fiddler	10	1	1	2	14
23	Doug Smil	41	9	2	11	49	85	Stephen Leach	7	1	1	2	2
24	Rick Tocchet	13	6	5	11	33	86	Marc-Antoine Pouliot	8	1	1	2	2
25	Cliff Ronning	13	1	10	11	16	87	Radoslav Suchy	10	1	1	2	0
26	Oleg Tverdovsky	25	0	11	11	6	88	Norm Maciver	12	1	1	2	4
27	Pat Elynuik	14	4	6	10	6	89	Peter Taglianetti	14	1	1	2	20
28	Antoine Vermette	16	5	5	10	24	90	Juha Ylonen	3	0	2	2	2
29	Ray Whitney	20	3	7	10	12	91	Brian Noonan	5	0	2	2	4
30	Derek Morris	23	3	7	10	35	92	Denis Pederson	5	0	2	2	0
31	Dallas Drake	26	4	6	10	12	93	Todd Simpson	5	0	2	2	6
32	Ray Neufeld	18	6	3	9	46	94	Murray Baron	7	0	2	2	6
33	Craig Janney	19	1	8	9	4	95	Morris Lukowich	7	0	2	2	16
34	Mikkel Boedker	20	4	5	9	2	96	Paul MacDermid	7	0	2	2	8
35	Taylor Pyatt	27	6	3	9	4	97	Zbynek Michalek	7	0	2	2	2
36	Rostislav Klesla	19	2	6	8	17	98	Deron Quint	7	0	2	2	0
37	Daymond Langkow	21	2	6	8	4	99	Lee Stempniak	11	0	2	2	2
38	Bengt Lundholm	14	3	4	7	14	100	Sean Burke	10	0	2	2	0
39	Teemu Selanne	6	4	2	6	2	101	Perry Turnbull	12	0	2	2	47
40	Eddie Olczyk	12	3	3	6	10	102	Jyrki Lumme	12	0	2	2	8
41	Bob Corkum	20	3	3	6	12	103	Boyd Gordon	16	0	2	2	6
42	Matthew Lombardi	7	1	5	6	2	104	Gerald Diduck	16	0	2	2	32
43	Wojtek Wolski	7	4	1	5	0	105	Ed Jovanovski	11	1	1	2	6
44	Lucien DeBlois	15	3	2	5	15	106	Lauri Korpikoski	22	1	1	2	8
45	Alexei Zhamnov	12	2	3	5	10	107	Bill Derlago	3	1	0	1	0
46	Norm Dupont	5	3	1	4	0	108	Bryan Maxwell	3	1	0	1	23
47	Brent Ashton	7	3	1	4	2	109	Mathieu Schneider	3	1	0	1	0
48	Aaron Broten	7	2	2	4	12	110	Randy Gilhen	4	1	0	1	10
49	Doug Evans	8	2	2	4	12	111	Chad Kilger	4	1	0	1	0
50	Evgeny Davydov	11	2	2	4	2	112	David Schlemko	9	1	0	1	4
51	Robert Picard	11	2	2	4	20	113	Tie Domi	6	1	0	1	23
52	Mike Gartner	12	2	2	4	22	114	Luciano Borsato	7	1	0	1	4
53	Stu Barnes	6	1	3	4	2	115	Sami Lepisto	7	1	0	1	0
54	Kyle Chipchura	15	1	3	4	7	116	Greg Adams	8	1	0	1	0
<b>55</b>	<b>Oliver Ekman-Larsson</b>	<b>16</b>	<b>1</b>	<b>3</b>	<b>4</b>	<b>8</b>	117	Steve Rooney	13	1	0	1	67
56	Greg Paslawski	7	1	3	4	0	118	Mike Stapleton	26	1	0	1	37
57	Robert Reichel	7	1	3	4	2	119	Tim Young	1	0	1	1	0
58	Adrian Aucoin	22	0	4	4	22	120	Dan Focht	1	0	1	1	0
59	Jim Kyte	24	0	4	4	73	121	Murray Eaves	4	0	1	1	2
60	Willy Lindstrom	4	2	1	3	2	122	Robert Lang	4	0	1	1	0
61	Travis Green	5	2	1	3	2	123	Drake Berehowsky	5	0	1	1	4
62	Dave Manson	6	2	1	3	30	124	Jim Cummins	6	0	1	1	4

#	PLAYER	GP	G	A	PTS	PIM	#	PLAYER	GP	G	A	PTS	PIM
125	Gord Donnelly	6	0	1	1	8	166	Iain Fraser	4	0	0	0	0
126	Mike Eastwood	6	0	1	1	2	167	Jimmy Mann	4	0	0	0	7
127	Craig Muni	6	0	1	1	2	168	Doug Soetaert	4	0	0	0	0
128	Dave Christian	7	0	1	1	2	169	Jimmy Waite	4	0	0	0	0
129	Dave McLlwain	7	0	1	1	2	170	Landon Wilson	4	0	0	0	12
130	Mike Sullivan	10	0	1	1	2	171	Paul Boutilier	5	0	0	0	15
131	Stan Neckar	11	0	1	1	4	172	Brad Isbister	5	0	0	0	2
132	Brad Berry	11	0	1	1	14	173	Michel Petit	5	0	0	0	8
133	Phil Sykes	11	0	1	1	9	174	Mika Alatalo	5	0	0	0	2
134	Mike Eagles	12	0	1	1	14	175	Lyle Odelein	5	0	0	0	16
135	Jim Nill	14	0	1	1	39	176	Claude Lemieux	5	0	0	0	2
136	Mike Smith	16	0	1	1	14	177	Brad May	5	0	0	0	0
137	Nikolai Khabibulin	24	0	1	1	8	178	Brian Savage	5	0	0	0	0
138	Dan Bouchard	1	0	0	0	2	179	Michal Handzus	5	0	0	0	2
139	Jordy Douglas	1	0	0	0	2	180	Paul Mara	5	0	0	0	4
140	Peter Douris	1	0	0	0	0	181	Ladislav Nagy	5	0	0	0	21
141	Mark Janssens	1	0	0	0	2	182	Petteri Nokelainen	5	0	0	0	2
142	Brad Jones	1	0	0	0	0	183	Ossi Vaananen	5	0	0	0	6
143	Craig Mills	1	0	0	0	0	184	Wade Campbell	6	0	0	0	9
144	Russ Romaniuk	1	0	0	0	0	185	Larry Hopkins	6	0	0	0	2
145	Dave Silk	1	0	0	0	2	186	Jim Johnson	6	0	0	0	4
146	Brad Tiley	1	0	0	0	0	187	Don Spring	6	0	0	0	10
147	Tim Trimper	1	0	0	0	0	188	J.J. Daigneault	7	0	0	0	8
148	Mike Veisor	1	0	0	0	0	189	Marc Behrend	7	0	0	0	0
149	Branko Radivojevic	1	0	0	0	2	190	Jeff Finley	7	0	0	0	6
150	Michael Stone	2	0	0	0	0	191	Jayson More	7	0	0	0	7
151	Kris Draper	2	0	0	0	0	192	Troy Murray	7	0	0	0	2
152	John Druce	2	0	0	0	0	193	Serge Savard	7	0	0	0	4
153	Tavis Hansen	2	0	0	0	0	194	Rick Tabaracci	7	0	0	0	0
154	Mike Hartman	2	0	0	0	2	195	Daniel Winnik	7	0	0	0	0
155	Jocelyn Lemieux	2	0	0	0	4	196	Dean Kennedy	8	0	0	0	2
156	Ed Staniowski	2	0	0	0	0	197	Shawn Cronin	9	0	0	0	13
157	Krystofer Kolanos	2	0	0	0	6	198	Jim McKenzie	9	0	0	0	4
158	Andrew Ebbett	3	0	0	0	0	199	Ilya Bryzgalov	11	0	0	0	0
159	Bobby Dollas	3	0	0	0	2	200	Bob Essensa	11	0	0	0	2
160	Bryan Erickson	3	0	0	0	0	201	Brian Hayward	11	0	0	0	0
161	Tom Martin	3	0	0	0	2	202	Igor Ulanov	11	0	0	0	43
162	Eldon Reddick	3	0	0	0	0	203	Daniel Berthiaume	14	0	0	0	0
163	Andrei Nazarov	3	0	0	0	2	204	Michal Rozsival	19	0	0	0	4
164	Paul Bissonnette	4	0	0	0	15	205	Stephane Beaugard	40	0	0	0	0
165	Eric Belanger	4	0	0	0	2							

## ALL-TIME PLAYOFF GOALTENDING

PLAYER	YEAR	GP	MIN	GAA	W	L	SO	GA	SA	SV%
Mike Smith	2011-12	16	1027	1.99	9	7	3	34	602	.944
Nikolai Khabibulin	1995-96 to 1998-99	24	1419	2.75	10	13	1	65	778	.916
Sean Burke	1999-00 to 2001-02	10	593	2.93	2	8	0	29	300	.903
Stephane Beaugard	1989-90	4	238	3.03	1	3	0	12	105	.886
Bob Essensa	1989-90 to 1992-93	11	606	3.47	4	5	0	35	300	.883
Eldon Reddick	1986-87	3	166	3.61	0	2	0	10	73	.863
Marc Behrend	1983-84 to 1985-86	7	312	3.65	1	3	0	19	194	.902
Daniel Berthiaume	1985-86 to 1987-88	14	805	3.73	5	9	0	50	407	.877
Jimmy Waite	1997-98	4	171	3.86	0	3	0	11	97	.887
Ilya Bryzgalov	2009-10 to 2010-11	11	653	3.90	3	8	0	41	395	.896
Rick Tabaracci	1991-92	7	387	4.03	3	4	0	26	212	.877
Brian Hayward	1982-83 to 1985-86	11	537	4.80	2	8	0	43	271	.841
Doug Soetaert	1981-82 to 1983-84	4	160	4.88	1	2	0	13	91	.857
Ed Staniowski	1981-82	2	120	6.00	0	2	0	12	42	.714
Mike Veisor	1983-84	1	40	6.00	0	0	0	4	29	.862
Dan Bouchard	1985-86	1	40	7.50	0	1	0	5	22	.773

**GAMES PLAYED**

1. Thomas Steen	56
2. Shane Doan	55
3. Teppo Numminen	50
4. Keith Tkachuk	44
5. Doug Smail	41
6. Stephane Beauregard	40
7. Dale Hawerchuk	38
8. Paul MacLean	35
Fredrik Olausson	35
10. Laurie Boschman	34

**GOALS**

1. Keith Tkachuk	19
2. Dale Hawerchuk	16
Paul MacLean	16
4. Shane Doan	15
5. Thomas Steen	12
6. Jeremy Roenick	9
Doug Smail	9
8. Teppo Numminen	8
9. Brian Mullen	7
Ron Wilson	7

**ASSISTS**

1. Dale Hawerchuk	33
2. Thomas Steen	32
3. Dave Ellett	16
Keith Yandle	16
5. Randy Carlyle	14
6. Shane Doan	13
Fredrik Olausson	13
8. Mario Marois	11
Phil Housley	11
Oleg Tverdovsky	11

**POINTS**

1. Dale Hawerchuk	49
2. Thomas Steen	44
3. Keith Tkachuk	28
Shane Doan	28
5. Paul MacLean	26
6. Dave Ellett	20
7. Keith Yandle	19
8. Jeremy Roenick	18
9. Fredrik Olausson	17
Randy Carlyle	17

**PENALTY MINUTES**

1. Keith Tkachuk	100
2. Laurie Boschman	87
3. Shane Doan	85
4. Paul MacLean	76
5. Jim Kyte	73
6. Steve Rooney	67
7. Thomas Steen	62
8. Randy Carlyle	51
9. Tim Watters	49
Doug Smail	49

**POWER-PLAY GOALS**

1. Thomas Steen	7
Paul Maclean	7
3. Keith Tkachuk	5
Dale Hawerchuk	5
5. Shane Doan	4
Dave Ellett	4
Teppo Numminen	4
8. Antoine Vermette	3
Jeremy Roenick	3
Dave Babych	3

**SHORTHANDED GOALS**

1. Dale Hawerchuk	3
2. Bengt Lundholm	2
Brian Mullen	2
Doug Smail	2
Jeremy Roenick	2
Thomas Steen	2
7. Several tied with	1

**GAME-WINNING GOALS**

1. Shane Doan	4
2. Mikkel Boedker	2
Martin Hanzal	2
Gilles Hamel	2
Jeremy Roenick	2
Teemu Selanne	2
7. Several tied with	1

**ALL-TIME CAREER PLAYOFF GOALTENDING LEADERS**

**GAMES PLAYED**

1. Nikolai Khabibulin	24
2. Mike Smith	16
3. Daniel Berthiaume	14
4. Ilya Bryzgalov	11
Bob Essensa	11

**MINUTES PLAYED**

1. Nikolai Khabibulin	1419
2. Mike Smith	1027
3. Daniel Berthiaume	805
4. Ilya Bryzgalov	653
5. Bob Essensa	606

**WINS**

1. Nikolai Khabibulin	10
2. Mike Smith	9
3. Daniel Berthiaume	5
4. Bob Essensa	4
5. Ilya Bryzgalov	3
Rick Tabaracci	3

**GOALS AGAINST AVERAGE**

1. Mike Smith	1.99
2. Nikolai Khabibulin	2.75
3. Sean Burke	2.93
4. Stephane Beauregard	3.03
5. Bob Essensa	3.47

**SAVE PERCENTAGE**

1. Mike Smith	.944
2. Nikolai Khabibulin	.916
3. Sean Burke	.903
4. Marc Behrend	.902
5. Ilya Bryzgalov	.892



**MOST**

**GAMES**

16 – 2012

**WINS**

9 – 2012

**HOME**

4 – 2012

**ROAD**

5 – 2012

**LOSSES**

7 – 2012

**HOME**

5 – 2012

**ROAD**

3 – 7 times (last 2000)

**GOALS**

37 – 2012 (17 vs. CHI, 12 vs. NSH, 8 vs. LAK)

**GOALS AGAINST**

35 – 2 times (last 2012)

**OVERTIME GAMES**

7 – 2012

**OVERTIME WINS**

4 – 2012

**CONSECUTIVE WINS**

3 games – 3 times (last Apr. 23-29, 2012)

**TEAM PLAYOFF RECORDS: SERIES**

**MOST**

**GOALS:**

22 – 1987 (vs. CGY) and 1990 (vs. EDM)

**GOALS, 3-GAME SERIES:**

9 – 1983 (vs. EDM)

**GOALS, 4-GAME SERIES:**

15 – 1985 (vs. CGY)

**GOALS, 5-GAME SERIES:**

17 – 1988 (vs. EDM)

**GOALS, 6-GAME SERIES:**

22 – 1987 (vs. CGY)

**GOALS, 7-GAME SERIES:**

22 – 1990 (vs. EDM)

**GOALS, BOTH TEAMS:**

46 – 1990 (WPG 22 vs. EDM 24) and 1992 (WPG 17 vs. VAN 29)

**GOALS, BOTH TEAMS, 3-GAME SERIES:**

25 – 1984 (WPG 7 vs. EDM 18)

**GOALS, BOTH TEAMS, 4-GAME SERIES:**

33 – 1982 (WPG 13 vs. STL 20) and 1985 (WPG 11 vs. EDM 22)

**GOALS, BOTH TEAMS, 5-GAME SERIES:**

42 – 1988 (WPG 17 vs. EDM 25)

**GOALS, BOTH TEAMS, 6-GAME SERIES:**

42 – 1998 (PHX 18 vs. DET 24)

**GOALS, BOTH TEAMS, 7-GAME SERIES:**

46 – 1990 (WPG 22 vs. EDM 24) and 1992 (WPG 17 vs. VAN 29)

**POWER PLAY GOALS:**

8 – 1987 (vs. CGY)

**PENALTY MINUTES:**

213 – 1988 (vs. EDM)

**SHUTOUTS, BOTH TEAMS:**

2 – 3 times (last: 2012 WCF PHX 1 vs. LAK 1)

**FEWEST**

**GOALS, 3-GAME SERIES:**

7 – 1984 (vs. EDM)

**GOALS, 4-GAME SERIES:**

9 – 1987 (vs. EDM)

**GOALS, 5-GAME SERIES:**

7 – 2002 (vs. SJS)

**GOALS, 6-GAME SERIES:**

10 – 1996 (vs. DET)

**GOALS, 7-GAME SERIES:**

16 – 1999 (vs. STL)

**GOALS, BOTH TEAMS, 3-GAME SERIES:**

23 – 1983 (WPG 9 vs. EDM 14) and 1986 (WPG 8 vs. CGY 15)

**GOALS, BOTH TEAMS, 4-GAME SERIES:**

26 – 1987 (WPG 9 vs. EDM 17)

**GOALS, BOTH TEAMS, 5-GAME SERIES:**

20 – 2002 (PHX 7 vs. SJS 13)

**GOALS, BOTH TEAMS, 6-GAME SERIES:**

29 – 2012 (PHX 17 vs. CHI 12)

**GOALS, BOTH TEAMS, 7-GAME SERIES:**

34 – 1997 (PHX 17 vs. ANA 17)

**PENALTY MINUTES:**

41 – 2011 (vs. DET)



**MOST****GOALS**

7 – (WPG 7 at EDM 5) – Apr. 4, 1990;  
(PHX 7 at DET 4) – Apr. 24, 1998

**GOALS, BOTH TEAMS**

12 – (WPG 7 at EDM 5) – Apr. 4, 1990

**GOALS AGAINST**

9 – (WPG 2 at EDM 9) – Apr. 4, 1984

**POWER-PLAY GOALS**

4 – vs. STL, Apr. 8, 1982

**POWER-PLAY GOALS AGAINST**

4 – at EDM, Apr. 12, 1988; vs. DET, Apr. 23, 1996;  
and vs. DET, May 3, 1998

**SHORTHANDED GOALS**

2 – at CGY, Apr. 14, 1985; vs. EDM, Apr. 9, 1988;  
and at DET, Apr. 24, 1998

**SHOTS**

41 – at STL, Apr. 11, 1982; vs. LAK, May 22, 2012

**SHOTS AGAINST**

54 – at EDM, Apr. 5, 1984

**PENALTY MINUTES**

71 – vs. EDM, Apr. 9, 1988

**PENALTY MINUTES, BOTH TEAMS**

150 – (WPG 71 vs. EDM 79) – Apr. 9, 1988

**LONGEST OVERTIME**

21 minutes, 8 seconds – vs. EDM, Apr. 10, 1990.  
(Dave Ellett scored at  
1:08 of 2nd overtime)

**SHORTEST OVERTIME**

25 seconds – at EDM, Apr. 5, 1984. (Randy Gregg  
scored at 0:25 of 1st overtime)

**FEWEST****SHOTS**

13 – vs. DET, Apr. 28, 1996

**SHOTS AGAINST**

16 – vs. EDM, Apr. 8, 1990

## TEAM PLAYOFF RECORDS: PERIOD

**MOST****GOALS**

4 – (WPG 6 vs CGY 1) – Apr. 16, 1987, 1st period  
(WPG 5 at CGY 3) – Apr. 14, 1985, 2nd period  
(WPG 5 vs. STL 2) – Apr. 8, 1982, 2nd period  
and (PHX 7 at DET 4) – Apr. 24, 1998, 2nd  
period

**GOALS AGAINST**

6 – (WPG 4 at EDM 7) – Apr. 6, 1988, 3rd period

**POWER-PLAY GOALS**

3 – (WPG 5 vs. STL 2) -- Apr. 8, 1982, 2nd period

**POWER-PLAY GOALS AGAINST**

3 – (WPG 1 vs. DET 6) – Apr. 23, 1996, 2nd period  
and (PHX 2 vs. DET 5) – May 3, 1998, 2nd  
period

**SHOTS**

20 – (WPG 4 vs CGY 3) -- Apr. 12, 1987, 2nd period  
and (PHX 3 vs. DET 2) -- Apr. 14, 2010, 3rd  
period

**SHOTS AGAINST**

20 – (WPG 4 at EDM 5) – Apr. 5, 1984, 3rd period  
(WPG 3 at DET 1) – Apr. 26, 1996, 3rd period  
(PHX 3 vs. LAK 4) – May 22, 2012, 2nd period

**PENALTY MINUTES**

59 – (WPG 2 at STL 8) – Apr. 11, 1982, 2nd period

**PENALTY MINUTES, BOTH TEAMS**

110 – (WPG 59 at STL 51) – Apr. 11, 1982, 2nd  
period

**FEWEST****SHOTS**

1 – vs. NSH, Apr. 27, 2012, 3rd period

**SHOTS AGAINST**

4 – at St. Louis, Apr. 10, 1982, 3rd period  
– vs. Anaheim, Apr. 22, 1997, 1st period  
– vs. Detroit, Apr. 30, 1998, 3rd period  
– at Colorado, Apr. 21, 2000, 1st period  
– at San Jose, Apr. 26, 2002, 3rd period  
– vs. Detroit, Apr. 23, 2010, 2nd period

**FASTEST****FOUR GOALS**

9 minutes, 12 seconds – at Detroit, Apr. 24, 1998.  
2nd period. Scorers: Rick  
Tocchet, 4:39; Jeremy  
Roenick, 7:13; Roenick,  
13:24 and Keith Tkachuk,  
13:51

**THREE GOALS**

4 minutes, 45 seconds – at St. Louis, Apr. 25,  
1999, 1st period. Scorers:  
Dallas Drake, 3:46; Keith  
Tkachuk, 7:19; Louie  
DeBrusk, 8:31

**THREE GOALS, BOTH TEAMS**

27 seconds – at Detroit, Apr. 24, 1998, 2nd period.  
Scorers: Jeremy Roenick, Phoenix,  
13:24; Mathieu Dandenault, Detroit,  
13:32; Keith Tkachuk, Phoenix, 13:51

**TWO GOALS**

16 seconds – vs. Calgary, Apr. 11, 1985, 2nd period.  
Scorers: Dale Hawerchuk, 0:47;  
Doug Smail, 1:03

**TWO GOALS, BOTH TEAMS**

8 seconds – at Detroit, Apr. 24, 1998, 2nd period.  
Scorers: Jeremy Roenick, Phoenix,  
13:24; Mathieu Dandenault, Detroit,  
13:32

**MOST****YEARS**

10 – Thomas Steen, 1982 - 1988, 1990, 1992, 1993

**CONSECUTIVE YEARS**

7 – Dale Hawerchuk, 1982 - 1988; Thomas Steen, 1982 - 1988;  
Doug Smail, 1982 - 1988

**GAMES**

56 – Thomas Steen

**GOALS**

19 – Keith Tkachuk

**ASSISTS**

33 – Dale Hawerchuk

**POINTS**

49 – Dale Hawerchuk

**OVERTIME GOALS**

2 – Mikkel Boedker

**THREE-OR-MORE GOAL GAMES**

1 – Teemu Selanne, at Vancouver, Apr. 27, 1993

**PENALTY MINUTES**

100 – Keith Tkachuk

**GAMES BY A GOALTENDER**

24 – Nikolai Khabibulin

**MINUTES BY A GOALTENDER**

1,419 – Nikolai Khabibulin

**INDIVIDUAL PLAYOFF RECORDS: SINGLE YEAR****MOST****POINTS**

13 – Dale Hawerchuk, 1987,  
5 goals, 8 assists in 10 games

**POINTS, DEFENSEMAN**

9 – Dave Babych, 1985, 2 goals and 7 assists in 8  
games  
Keith Yandle, 2012, 1 goal and 8 assists  
in 16 games

**POINTS, ROOKIE**

8 – Dale Hawerchuk, 1982,  
1 goal and 7 assists in 4 games

**GOALS**

6 – Keith Tkachuk, 1997, 7 games  
Rick Tocchet, 1998, 6 games

**GOALS, DEFENSEMAN**

3 – Teppo Numminen, 1997, 7 games

**GOALS, ROOKIE**

4 – Teemu Selanne, 1993, 6 games  
Keith Tkachuk, 1993, 6 games

**GAME-WINNING GOALS**

2 – Gilles Hamel, 1987, 8 games  
Teemu Selanne, 1993, 6 games  
Jeremy Roenick, 1998, 6 games  
Shane Doan, 1999, 7 games  
Shane Doan, 2012, 16 games  
Mikkel Boedker, 2012, 16 games  
Martin Hanzal, 2012, 12 games

**OVERTIME GOALS**

2 – Mikkel Boedker, 2012, 16 games

**POWER-PLAY GOALS**

3 – Dale Hawerchuk, 1987, 10 games  
Rick Tocchet, 1998, 6 games  
Antoine Vermette, 2012, 16 games

**SHORTHANDED GOALS**

2 – Bengt Lundholm, 1985, 5 games  
Jeremy Roenick, 1998, 6 games

**THREE-OR-MORE GOAL GAMES**

1 – Teemu Selanne, 1993, 6 games

**ASSISTS**

8 – Dale Hawerchuk, 1987, 10 games  
Dave Ellett, 1987, 10 games  
Keith Yandle, 2012, 16 games

**ASSISTS, DEFENSEMAN**

8 – Dave Ellett, 1987, 10 games  
Keith Yandle, 2012, 16 games

**MINUTES PLAYED**

1027 – Mike Smith, 2012, 16 games

**WINS**

9 – Mike Smith, 2012, 16 games

**CONSECUTIVE WINS**

3 – Nikolai Khabibulin, 1997 CQF, vs Anaheim  
Nikolai Khabibulin, 1999 CQF, vs St. Louis  
Mike Smith, 2012 CQF/CSF

**LONGEST CONSECUTIVE GOAL-SCORING STREAK**

5 games – Rick Tocchet, vs Detroit,  
Apr. 22-Apr. 30, 1998, 6 goals

**LONGEST CONSECUTIVE POINT-SCORING STREAK**

6 games – Rick Tocchet, vs Detroit, Apr. 22-May 3,  
1998, 6 goals, 2 assists, 8 points





**MOST POINTS**

10 – Dale Hawerchuk, 1987 DSF, vs. Calgary.  
5 goals, 5 assists in 6 games

**GOALS**

6 – Keith Tkachuk, 1997 CQF, vs. Anaheim, 7 games  
Rick Tocchet, 1998 CQF, vs. Detroit, 6 games

**ASSISTS**

7 – Dale Hawerchuk, 1982 DSF, vs. St. Louis, 4 games  
Phil Housley, 1993 DSF, vs. Vancouver, 6 games  
Cliff Ronning, 1997 CQF, vs. Anaheim, 7 games  
Oleg Tverdovs.ky, 1998 CQF, vs. Detroit, 6 games

**GAME-WINNING GOALS**

2 – Gilles Hamel, 1987 DSF, vs. Calgary, 4 games  
Teemu Selanne, 1993 DSF, vs. Vancouver, 6 games  
Jeremy Roenick, 1998 CQF, vs. Detroit, 6 games  
Shane Doan, 1999 CQF, vs. St. Louis, 7 games  
Mikkel Boedker, 2012 CQF, vs. Chicago, 6 games

**OVERTIME GOALS**

2 – Mikkel Boedker, 2012 CQF, vs. Chicago (6 games)

**POWER PLAY GOALS**

3 – Dale Hawerchuk, 1987 DSF, vs. Calgary, 6 games  
Rick Tocchet, 1998 CQF, vs. Detroit, 6 games  
Antoine Vermette, 2012 CQF, vs. Chicago, 6 games

**SHORTHAND GOALS**

2 – Bengt Lundholm, 1985 DF, vs. Edmonton, 4 games  
Jeremy Roenick, 1998 CQF, vs. Detroit, 6 games

**THREE-OR-MORE GOAL GAMES**

1 – Teemu Selanne, 1993 DSF, vs. Vancouver, 6 games

**PENALTY MINUTES**

39 – Igor Ulanov, 1992 DSF, vs. Vancouver, 7 games

**GOALS, ROOKIE**

4 – Teemu Selanne, 1993 DSF, vs. Vancouver, 6 games  
Keith Tkachuk, 1993 DSF, vs. Vancouver, 6 games

**ASSISTS, ROOKIE**

7 – Dale Hawerchuk, 1982 DSF, vs. St. Louis, 4 games

**POINTS, ROOKIE**

8 – Dale Hawerchuk, 1982 DSF, vs. St. Louis, 4 games

**LONGEST****CONSECUTIVE POINT-SCORING STREAK**

6 games – Rick Tocchet, CQF vs. Detroit, Apr. 22-May 3, 1998, 6 goals, 2 assists, 8 points

**CONSECUTIVE GOAL-SCORING STREAK**

5 games – Rick Tocchet, CQF vs. Detroit, Apr. 22-Apr. 30, 1998, 6 goals

**CONSECUTIVE ASSIST-SCORING STREAK**

4 games – Dale Hawerchuk, DSF vs. St. Louis, Apr. 7-Apr. 11, 1982, 7 assists

## INDIVIDUAL PLAYOFF RECORDS: GAME

**MOST POINTS**

4 – Dale Hawerchuk, vs. St. Louis, Apr. 8, 1982, 0 goals, 4 assists  
Jeremy Roenick, at Detroit, Apr. 24, 1998, 2 goals, 2 assists

**GOALS**

3 – Teemu Selanne, vs. Vancouver, Apr. 23, 1993

**POWER PLAY GOALS**

2 – Paul MacLean, vs. St. Louis, Apr. 8, 1982  
Moe Mantha, at Edmonton, Apr. 7, 1983  
Teemu Selanne, vs. Vancouver, Apr. 23, 1993  
Shane Doan, at Detroit, Apr. 16, 2011  
Antoine Vermette, vs. Chicago, Apr. 14, 2012

**ASSISTS**

4 – Dale Hawerchuk, vs. St. Louis, Apr. 8, 1982

**PENALTY MINUTES**

25 – Dave Babych, at St. Louis, Apr. 11, 1982  
Igor Ulanov, vs. Vancouver, Apr. 22, 1992

**SHOTS**

9 – Ray Whitney, at Chicago, Apr. 17, 2012

**SHOTS FACED BY A GOALTENDER**

54 – Marc Behrend, at Edmonton, Apr. 5, 1984

**GOALS AGAINST BY A GOALTENDER**

8 – Ed Staniowski, at St. Louis, Apr. 11, 1982  
Rick Tabaracci, vs. Vancouver, Apr. 28, 1992

## INDIVIDUAL PLAYOFF RECORDS: PERIOD

**MOST POINTS:**

3 – Dale Hawerchuk, vs. St. Louis, Apr. 8, 1982, 2nd period, 0 goals, 3 assists;  
Phil Housley, vs. Vancouver, Apr. 23, 1993, 1st period, 0 goals, 3 assists;  
Jeremy Roenick, at Detroit, Apr. 24, 1998, 2nd period, 2 goals, 1 assist;  
Oleg Tverdovsky, vs. Detroit, Apr. 26, 1998, 3rd period, 0 goals, 3 assists

**GOALS:**

2 – Paul MacLean, at Calgary, Apr. 9, 1987, 2nd period  
Dale Hawerchuk, at Edmonton, Apr. 12, 1988, 2nd period  
Teemu Selanne, vs. Vancouver, Apr. 23, 1993, 1st period  
Darrin Shannon, vs. Anaheim, Apr. 20, 1997, 1st period  
Jeremy Roenick, at Detroit, Apr. 24, 1998, 2nd period  
Shane Doan, at Detroit, Apr. 16, 2011, 3rd period

**POWER-PLAY GOALS:**

2 – Teemu Selanne, vs. Vancouver, Apr. 23, 1993, 1st period  
Shane Doan, at Detroit, Apr. 16, 2011, 3rd period

**ASSISTS:**

3 – Dale Hawerchuk, vs. St. Louis, Apr. 8, 1982, 2nd period  
Phil Housley, vs. Vancouver, Apr. 23, 1993, 1st period  
Oleg Tverdovs.ky, vs. Detroit, Apr. 26, 1998, 3rd period

**PENALTY MINUTES:**

25 – Igor Ulanov, vs. Vancouver, Apr. 22, 1992, 2nd period

**SHOTS FACED BY A GOALTENDER:**

22 – Ilya Bryzgalov, vs. Detroit, Apr. 27, 2010, 2nd period

**GOALS AGAINST BY A GOALTENDER:**

6 – Daniel Berthiaume, at Edmonton, Apr. 6, 1988, 3rd period

**FASTEST GOAL FROM START OF A GAME:**

29 seconds – Sami Lepisto, at Detroit, Apr. 18, 2010

**FIRST GAME**

**Home:** vs. St. Louis, Apr. 7, 1982  
**Road:** at St. Louis, Apr. 10, 1982

**FIRST WIN**

**Home:** vs. St. Louis (5-2), Apr. 8, 1982  
**Road:** at Calgary (5-3), Apr. 14, 1985

**FIRST LOSS**

**Home:** vs. St. Louis (4-3), Apr. 7, 1982  
**Road:** at St. Louis (6-3), Apr. 10, 1982

**FIRST GOAL**

**Home:** Willy Lindstrom (1:20 of 1st period) vs. St. Louis, Apr. 7, 1982  
**Road:** Bengt Lundholm (1:39 of 1st period) at St. Louis, Apr. 10, 1982

**FIRST ASSISTS**

**Home:** Thomas Steen (1:20 of 1st period) vs. St. Louis, Apr. 7, 1982  
**Road:** Thomas Steen, Willy Lindstrom (1:39 of 1st period) at St. Louis, Apr. 10, 1982

**FIRST POWER-PLAY GOAL**

**Home:** Paul MacLean (15:35 of 1st period) vs. St. Louis, Apr. 8, 1982  
**Road:** Norm Dupont (6:36 of 3rd period) at St. Louis, Apr. 11, 1982

**FIRST SHORTHANDED GOAL**

**Home:** Doug Smail (3:53 of 2nd period) vs. Edmonton, Apr. 25, 1987  
**Home:** Moe Mantha (4:53 of 2nd period) vs. Edmonton, Apr. 5, 1983

**FIRST GAME WINNING GOAL**

**Home:** Paul MacLean (10:07 of 2nd period) vs. St. Louis, Apr. 8, 1982  
**Road:** Ron Wilson (8:09 of 2nd period) at Calgary, Apr. 14, 1985

**FIRST GOAL ALLOWED**

**Home:** Perry Turnbull (against Ed Staniowski at 19:51 of 1st period) vs. St. Louis, Apr. 7, 1982  
**Road:** Brian Sutter (against Doug Soetaert at 7:36 of 1st period) at St. Louis, Apr. 10, 1982

**FIRST POWER-PLAY GOAL ALLOWED**

**Home:** Guy Lapointe (18:02 of 3rd period) vs. St. Louis, Apr. 7, 1982  
**Road:** Perry Turnbull (5:36 of 1st period) at St. Louis, Apr. 11, 1982

**FIRST SHORTHANDED GOAL ALLOWED**

**Home:** Steve Konroyd (14:38 of 2nd period) vs. Calgary, Apr. 10, 1985  
**Road:** Wayne Gretzky (15:58 of 1st period) at Edmonton, Apr. 6, 1983

**FIRST WIN BY A GOALTENDER**

**Home:** Doug Soetaert vs. St. Louis (5-2), Apr. 8, 1982  
**Road:** Marc Behrend vs. Calgary (5-3), Apr. 10, 1985

**FIRST LOSS BY A GOALTENDER**

**Home:** Ed Staniowski vs. St. Louis (4-3), Apr. 7, 1982  
**Road:** Doug Soetaert vs. St. Louis (6-3), Apr. 10, 1982

**FIRST SHUTOUT FOR**

**Home:** Nikolai Khabibulin (32 saves) vs. Anaheim (2-0), Apr. 22, 1997  
**Road:** Mike Smith (25 saves) at Nashville (1-0), May 4, 2012

**FIRST SHUTOUT AGAINST**

**Home:** Grant Fuhr (35 saves) vs. St. Louis (1-0, OT), May 4, 1999  
**Road:** Rejean Lemelin (33 saves) vs. Calgary (4-0), Apr. 13, 1985

**FIRST 2-GOAL GAME**

**Home:** Willy Lindstrom vs. St. Louis, Apr. 7, 1982  
**Road:** Moe Mantha at Edmonton, Apr. 7, 1983

**FIRST HAT TRICK**

**Home:** Teemu Selanne vs. Vancouver, Apr. 23, 1993  
**Road:** None

**FIRST PENALTY SHOT**

**Home:** None  
**Road:** Mike Johnson at San Jose (against Evgeni Nabokov at 19:45 of 2nd period), Apr. 26, 2002 (scored)

**FIRST MINOR PENALTY**

**Home:** Morris Lukowich, high sticking (4:14 of 1st period) vs. St. Louis, Apr. 7, 1982  
**Road:** Perry Turnbull, elbowing (2:14 of 1st period) at St. Louis, Apr. 10, 1982

**FIRST MAJOR PENALTY**

**Home:** Jimmy Mann, fighting (12:41 of 2nd period) vs. St. Louis, Apr. 7, 1982  
**Road:** Dave Babych, fighting (7:47 of 1st period) at St. Louis, Apr. 11, 1982

**FIRST MISCONDUCT PENALTY**

**Home:** Bryan Maxwell (12:19 of 2nd period) vs. Edmonton, Apr. 9, 1983  
**Road:** Dave Babych (19:30 of 2nd period) vs. St. Louis, Apr. 11, 1982



**FIRST GAME****Home:** vs. Anaheim, Apr. 20, 1997**Road:** at Anaheim, Apr. 16, 1997**FIRST WIN****Home:** vs. Anaheim (4-1), Apr. 20, 1997**Road:** at Anaheim (5-2), Apr. 24, 1997**FIRST LOSS****Home:** vs. Anaheim (3-2 OT), Apr. 27, 1997**Road:** at Anaheim (4-2), Apr. 16, 1997**FIRST GOAL****Home:** Darrin Shannon (1:18 of 1st period) vs. Anaheim, Apr. 20, 1997**Road:** Jeremy Roenick (3:27 of 2nd period) at Anaheim, Apr. 16, 1997**FIRST ASSISTS****Home:** Cliff Ronning, Jeremy Roenick (1:18 of 1st period) vs. Anaheim, Apr. 20, 1997**Road:** Cliff Ronning, Teppo Numminen (3:27 of 2nd period) at Anaheim, Apr. 16, 1997**FIRST POWER-PLAY GOAL****Home:** Keith Tkachuk (17:44 of 3rd period) vs. Anaheim, Apr. 27, 1997**Road:** Keith Tkachuk (16:48 of 2nd period) at Anaheim, Apr. 16, 1997**FIRST SHORTHANDED GOAL****Home:** None**Road:** Jeremy Roenick (7:13 of 2nd period) at Detroit, Apr. 24, 1998**FIRST GAME-WINNING GOAL****Home:** Darrin Shannon (8:50 of 1st period) vs. Anaheim, Apr. 20, 1997**Road:** Teppo Numminen (9:12 of 2nd period) at Anaheim, Apr. 24, 1997**FIRST GOAL ALLOWED****Home:** Paul Kariya (18:49 of 1st period) vs. Anaheim, Apr. 20, 1997**Road:** Teemu Selanne (8:57 of 1st period) at Anaheim, Apr. 16, 1997**FIRST POWER-PLAY GOAL ALLOWED****Home:** Paul Kariya (18:49 of 1st period) vs. Anaheim, Apr. 20, 1997**Road:** Teemu Selanne (8:57 of 1st period) at Anaheim, Apr. 16, 1997**FIRST SHORTHANDED GOAL ALLOWED****Home:** Anze Kopitar (11:13 of the 1st period) vs. LAK, May 22, 2012**Road:** None**FIRST WIN BY A GOALTENDER****Home:** Nikolai Khabibulin vs. Anaheim (4-1), Apr. 20, 1997**Road:** Nikolai Khabibulin at Anaheim (5-2), Apr. 24, 1997**FIRST LOSS BY A GOALTENDER****Home:** Nikolai Khabibulin vs. Anaheim (3-2 OT), Apr. 27, 1997**Road:** Nikolai Khabibulin at Anaheim (4-2), Apr. 16, 1997**FIRST SHUTOUT FOR****Home:** Nikolai Khabibulin (32 saves) vs. Anaheim (2-0), Apr. 22, 1997**Road:** Mike Smith (25 saves) at Nashville (1-0), May 4, 2012**FIRST SHUTOUT AGAINST****Home:** Grant Fuhr (35 saves) vs. St. Louis (1-0 OT), May 4, 1999**Road:** Guy Hebert (31 saves) at Anaheim (3-0), Apr. 29, 1997**FIRST 2-GOAL GAME****Home:** Darrin Shannon vs. Anaheim, Apr. 20, 1997**Road:** Keith Tkachuk at Anaheim, Apr. 24, 1997**FIRST HAT TRICK****Home:** None**Road:** None**FIRST PENALTY SHOT****Home:** None**Road:** Mike Johnson at San Jose (against Evgeni Nabokov at 19:45 of 2nd period), Apr. 26, 2002 (scored)**FIRST MINOR PENALTY****Home:** Jim McKenzie, holding (2:30 of 1st period) vs. Anaheim, Apr. 20, 1997**Road:** Shane Doan, interference (7:01 of 1st period) at Anaheim, Apr. 16, 1997**FIRST MAJOR PENALTY****Home:** Jayson More, fighting (19:39 of 3rd period) vs. Anaheim, Apr. 20, 1997**Road:** Kris King, fighting (6:57 of 3rd period) at Anaheim, Apr. 18, 1997**FIRST MISCONDUCT PENALTY****Home:** Kris King, Mike Stapleton (19:39 of 3rd period) vs. Anaheim, Apr. 20, 1997**Road:** Cliff Ronning (19:53 of 3rd period) at Anaheim, Apr. 18, 1997



# MEDIA

---



**ARIZONA  
COYOTES**  
®





## NATIONAL HOCKEY LEAGUE

### New York

1185 Avenue of the Americas  
New York, NY 10036  
O: 212-789-2000  
F: 212-789-2020

### Montréal,

1800 McGill College Ave., Suite 2600  
Montreal, QC H3A 3J6  
O: 514-841-9220  
F: 514-841-1070

### Toronto

50 Bay St., 11th Floor  
Toronto, ON M5J 2X8  
O: 416-359-7900  
F: 416-981-2779


## NHL DIRECTORY EXECUTIVES



**Gary B. Bettman**  
Commissioner



**William Daly**  
Deputy Commissioner



**Colin Campbell**  
Senior Executive Vice President  
of Hockey Operations

## NHL COMMUNICATIONS (@PR\_NHL)

**GARY MEAGHER**, Executive Vice President, Communications  
O: 416-359-7960, C: 416-729-4700, gmeagher@nhl.com

**FRANK BROWN**, Group Vice President, Communications  
O: 212-789-2042, C: 347-853-4390, fbrown@nhl.com  
\* Commissioner's Office requests

**JOHN DELLAPINA**, Group Vice President, Communications  
O: 212-789-2115, C: 917-363-7988, jdellapina@nhl.com  
\* Department of Player Safety requests and general hockey inquiries

**JAMEY HORAN**, Senior Vice President, Event Communications &  
Player Development  
O: 212-789-2785, C: 646-652-9981, jhoran@nhl.com  
\* Deputy Commissioner requests and event/player development inquiries

**JENNIFER NEZIOL**, Vice President, Corporate Communications  
O: 416-359-7912, C: 416-275-9182, jneziol@nhl.com  
\* Corporate & strategic business inquiries

**BENNY ERCOLANI**, Statistician & Information Officer  
O: 416-359-7963, C: 416-729-5666, bercolani@nhl.com

**GREG INGLIS**, Senior Director, News Services  
O: 212-789-2065, C: 347-853-2461, ginglis@nhl.com  
\* Editorial content/research

**NIRVA MILORD**, Director, Communications  
O: 212-789-2123, C: 917-715-6187, nmilord@nhl.com  
\* Corporate communications and entertainment publicity

**JENNIFER MOAD**, Director, Communications  
O: 416-359-7961, C: 416-527-2852, jmoad@nhl.com

**CHRIS WOJCIK**, Director, Event Communications & Player Development  
O: 212-789-2097, C: 646-285-7711, cwojcik@nhl.com  
\* Event inquiries

**JULIE YOUNG**, Director, Communications  
O: 416-359-7964, C: 416-605-3550, jyoung@nhl.com  
\* Hockey Operations and Officiating requests

**TREVOR BJERGSO**, Senior Manager, Communications  
O: 416-359-7965, C: 416-540-5306, tbjergso@nhl.com  
\* Social media inquiries and Central Scouting requests

**DAVID KEON**, Senior Manager, Communications  
O: 416-359-7962, C: 416-729-5665, dkeon@nhl.com  
\* International credentials

**CHRIS ACKROYD**, Manager, Communications  
O: 416-359-7978, C: 437-777-9296, cackroyd@nhl.com  
\* In-game communications

**JOSH BERNSTEIN**, Manager, Communications  
O: 212-789-2609, C: 516-528-8365, jbpr@nhl.com  
\* Editorial content/research and Morning Skate

**CASEY BLOSSOM**, Manager, Event Communications &  
Player Development  
O: 212-324-8112, C: 646-634-1311, cblossom@nhl.com

**BRENDON CROSSMAN**, Manager, Communications  
O: 416-359-7903, C: 416-702-4645, bcrossman@nhl.com  
\* In-game communications

**JASMINE GHAFOUR**, Manager, Communications  
O: 416-359-7968, C: 647-808-4876, jghafour@nhl.com

**DYLAN COOPER**, Coordinator, Communications  
O: 416-359-7978, C: 289-423-5202, dcooper@nhl.com  
\* In-game communications

**MEGAN COOPER**, Coordinator, Event Communications &  
Player Development  
O: 212-324-8161, mcooper@nhl.com

**JEFF DAY**, Coordinator, Event Communications & Player Development  
O: 212-789-2108, C: 914-552-1660, jday@nhl.com

**GINA MORRA**, Assistant, Event Communications & Player Development  
O: 212-789-2690, gmorra@nhl.com

The National Hockey League is committed to promoting more sustainable business practices with member clubs, players, fans, partners and employees, so that all can be more responsible stewards of the planet by reducing the use of resources and reusing or recycling equipment and materials. For more information on NHL Green, visit [www.nhl.com/green](http://www.nhl.com/green)

**September 2017**

- 7 Rookie camps open
- 14 Training camps open
- 16 Preseason schedule begins
- 21 2017 NHL China Games™: Los Angeles Kings vs. Vancouver Canucks (Mercedes-Benz Arena, Shanghai, China)
- 21 6th Annual CCM/USA Hockey All-American Prospects Game (KeyBank Center, Buffalo, NY)
- 23 2017 NHL China Games™: Vancouver Canucks vs. Los Angeles Kings (Wukesong Arena, Beijing, China)
- 24 2017 Kraft Hockeyville™ USA: Pittsburgh Penguins vs. St. Louis Blues (UPMC Lemieux Sports Complex, Cranberry Township, Penn.)
- 25 2017 Kraft Hockeyville Canada: Ottawa Senators vs. New Jersey Devils (Credit Union Place, Summerside, PEI)

**October 2017**

- 3 Opening day playing rosters set (5 p.m. ET)
- 4 Opening night of 2017-18 NHL regular season (4 games)
- 4 Pittsburgh Penguins raise Stanley Cup banner (vs. St. Louis Blues)
- 5 First regular-season game at Little Caesars Arena (Minnesota Wild @ Detroit Red Wings)
- 6 First NHL game for Vegas Golden Knights (vs. Dallas Stars)
- 10 First NHL home game for Golden Knights at T-Mobile Arena (vs. Arizona Coyotes)
- 23 NHL Alumni Awards Gala – Honorees: Mario Lemieux, Wendy McCreary (Toronto, Ont.)

**November 2017**

- 1 Hockey Fights Cancer Awareness Month
- 10-11 2017 SAP NHL Global Series™: Colorado Avalanche & Ottawa Senators (Ericsson Globe, Stockholm, Sweden)
- 10 Hockey Hall of Fame Game: Boston Bruins at Toronto Maple Leafs
- 13 Hockey Hall of Fame Induction Ceremony (Toronto, Ont.): Inductees: Dave Andreychuk, Danielle Goyette, Paul Kariya, Mark Recchi, Teemu Selanne (Player category); Clare Drake, Jeremy Jacobs (Builder category); Cam Cole, Dave Strader (Media honorees).
- 17 NHL General Managers' Meeting (Le Windsor Hotel, Montreal, Que.)
- 24 2017 Discover NHL Thanksgiving Showdown™: Pittsburgh Penguins at Boston Bruins
- 26 NHL Founders Day (1917)

**December 2017**

- 1 Signing deadline for Group 2 free agents (5 p.m. ET)
- 13 U.S. Hockey Hall of Fame Induction (Inductees: Kevin Collins, Jack Parker, Ben Smith, Ron Wilson, Scott Young) and Celebration of Lester Patrick (Recipients: TBA) (Boston, Mass.)
- 16 2017 Scotiabank NHL 100 Classic™: Montreal Canadiens at Ottawa Senators (Lansdowne Park, Ottawa, Ont.)
- 19 100th Anniversary of League's first games played
- 19-27 Holiday roster freeze in effect: For all players on an NHL active roster, injured reserve, or with non-roster and injured non-roster status as of midnight (local time) Dec. 19, a roster freeze shall apply through midnight (local time) Dec. 27, with respect to waivers, trades and loans, subject to the exceptions provided for in CBA Article 16.5 (d).
- 24-26 Holiday break (no scheduled practices – dressing rooms closed)
- 26-Jan. 5 IIHF World Junior Championship (Orchard Park/Buffalo, NY)

**January 2018**

- 1 2018 Bridgestone NHL Winter Classic®: Buffalo Sabres at New York Rangers (Citi Field, New York, NY)
- Week of 15th NHL Central Scouting Mid-Season Rankings release
- 20 18th Annual Scotiabank Hockey Day in Canada (Host: Corner Brook, Nfld.)
- 25 CHL/NHL Top Prospects Game (Guelph, Ont.)
- 26-29 NHL All-Star Break (no games played)
- 26-28 No scheduled practices – dressing rooms closed
- 27-29 2018 NHL All-Star Weekend (Amalie Arena, Tampa Bay, Fla.)
- 30 NHL regular season resumes

**February 2018**

- 1 Hockey Is for Everyone Month
- 26 2018 NHL Trade Deadline (3 p.m. ET)

**March 2018**

- 1 NHL Green Month
- 2-4 Hockey Week Across America (USA Hockey)
- 3 2018 Coors Light NHL Stadium Series™: Toronto Maple Leafs at Washington Capitals (Navy-Marine Corps Memorial Stadium, Annapolis, Md.)
- 19-21 NHL General Managers' Meeting (Boca Raton, Fla.)
- 23-25 NCAA Regionals

**April 2018**

- 1 NHL Green Month
- 2-4 Hockey Week Across America (USA Hockey)
- 3 2018 Coors Light NHL Stadium Series™: Toronto Maple Leafs at Washington Capitals (Navy-Marine Corps Memorial Stadium, Annapolis, Md.)
- 19-21 NHL General Managers' Meeting (Boca Raton, Fla.)
- 23-25 NCAA Regionals
- 5-7 NCAA Frozen Four (Xcel Energy Center, Saint Paul, Minn.)
- 7 Last day of regular season
- Week of 9th NHL Central Scouting Final Rankings release
- 11 Stanley Cup Playoffs begin
- 19-29 IIHF Under-18 World Championship (Chelyabinsk/Magnitogorsk, Russia)
- TBA 2018 NHL Draft Lottery

**May 2018**

- 4-20 IIHF World Championship (Copenhagen/Herning, Denmark)
- 17-27 CHL Memorial Cup (Brandt Centre, Regina, Sask.)
- 27-June 2 2018 NHL Scouting Combine (Buffalo, N.Y.)

**June 2018**

- 13 Last possible day for 2018 Stanley Cup Final
- 22-23 2018 NHL Draft™ (American Airlines Center, Dallas, Tex.)
- TBA 2018 NHL Awards

**July 2018**

- 1 Free agency begins (12 p.m. ET)
- 5 Deadline for player-elected salary arbitration notification (5 p.m. ET)
- 6 Deadline for club-elected salary arbitration notification (5 p.m. ET)
- 20-Aug. 4 Salary arbitration hearings held

**August 2018**

- 6 Deadline for salary arbitration decisions to be rendered



SEASON	WINNING TEAM
2016-17	Pittsburgh Penguins
2015-16	Pittsburgh Penguins
2014-15	Chicago Blackhawks
2013-14	Los Angeles Kings
2012-13	Chicago Blackhawks
2011-12	Los Angeles Kings
2010-11	Boston Bruins
2009-10	Chicago Blackhawks
2008-09	Pittsburgh Penguins
2007-08	Detroit Red Wings
2006-07	Anaheim Ducks
2005-06	Carolina Hurricanes
2003-04	Tampa Bay Lightning
2002-03	New Jersey Devils
2001-02	Detroit Red Wings
2000-01	Colorado Avalanche
1999-00	New Jersey Devils
1998-99	Dallas Stars
1997-98	Detroit Red Wings
1996-97	Detroit Red Wings
1995-96	Colorado Avalanche
1994-95	New Jersey Devils
1993-94	New York Rangers
1992-93	Montreal Canadiens
1991-92	Pittsburgh Penguins
1990-91	Pittsburgh Penguins
1989-90	Edmonton Oilers
1988-89	Calgary Flames
1987-88	Edmonton Oilers
1986-87	Edmonton Oilers
1985-86	Montreal Canadiens
1984-85	Edmonton Oilers
1983-84	Edmonton Oilers
1982-83	New York Islanders
1981-82	New York Islanders
1980-81	New York Islanders
1979-80	New York Islanders
1978-79	Montreal Canadiens
1977-78	Montreal Canadiens
1976-77	Montreal Canadiens
1975-76	Montreal Canadiens
1974-75	Philadelphia Flyers
1973-74	Philadelphia Flyers
1972-73	Montreal Canadiens
1971-72	Boston Bruins
1970-71	Montreal Canadiens
1969-70	Boston Bruins
1968-69	Montreal Canadiens
1967-68	Montreal Canadiens
1966-67	Toronto Maple Leafs

SEASON	WINNING TEAM
1965-66	Montreal Canadiens
1964-65	Montreal Canadiens
1963-64	Toronto Maple Leafs
1962-63	Toronto Maple Leafs
1961-62	Toronto Maple Leafs
1960-61	Chicago Blackhawks
1959-60	Montreal Canadiens
1958-59	Montreal Canadiens
1957-58	Montreal Canadiens
1956-57	Montreal Canadiens
1955-56	Montreal Canadiens
1954-55	Detroit Red Wings
1953-54	Detroit Red Wings
1952-53	Montreal Canadiens
1951-52	Detroit Red Wings
1950-51	Toronto Maple Leafs
1949-50	Detroit Red Wings
1948-49	Toronto Maple Leafs
1947-48	Toronto Maple Leafs
1946-47	Toronto Maple Leafs
1945-46	Montreal Canadiens
1944-45	Toronto Maple Leafs
1943-44	Montreal Canadiens
1942-43	Detroit Red Wings
1941-42	Toronto Maple Leafs
1940-41	Boston Bruins
1939-40	New York Rangers
1938-39	Boston Bruins
1937-38	Chicago Blackhawks
1936-37	Detroit Red Wings
1935-36	Detroit Red Wings
1934-35	Montreal Maroons
1933-34	Chicago Blackhawks
1932-33	New York Rangers
1931-32	Toronto Maple Leafs
1930-31	Montreal Canadiens
1929-30	Montreal Canadiens
1928-29	Boston Bruins
1927-28	New York Rangers
1926-27	Ottawa Senators
1925-26	Montreal Maroons
1924-25	Victoria Cougars
1923-24	Montreal Canadiens
1922-23	Ottawa Senators
1921-22	Toronto St. Pats
1920-21	Ottawa Senators
1919-20	Ottawa Senators
*1918-19	No Decision
1917-18	Toronto Arenas

\* = The 1919 Final between the Seattle Metropolitans and Montreal Canadiens was cancelled due to an influenza epidemic.



## PACIFIC DIVISION

### ANAHEIM DUCKS

Honda Center  
2695 Katella Ave.  
Anaheim, CA 92806  
(714) 940-2900  
G.M.: Bob Murray  
Coach: Randy Carlyle

### ARIZONA COYOTES

Gila River Arena  
9400 W. Maryland Avenue  
Glendale, AZ 85305  
(623) 772-3200  
G.M.: John Chayka  
Coach: Rick Tocchet

### CALGARY FLAMES

Scotiabank Saddledome  
P.O. Box 1540 Station M  
Calgary, AB T2P 3B9  
(403) 777-2177  
G.M.: Brad Treliving  
Coach: Glen Gulutzan

### EDMONTON OILERS

102 ST NW  
Edmonton, AB T5J 4Y8  
(780) 414-5483  
G.M.: Peter Chiarelli  
Coach: Todd McLellan

### LOS ANGELES KINGS

Toyota Sports Center  
555 N. Nash St.  
El Segundo, CA 90245  
(310) 535-4500  
G.M.: Rob Blake  
Coach: John Stevens

### SAN JOSE SHARKS

SAP Center at San Jose  
525 West Santa Clara St.  
San Jose, CA 95113  
(408) 287-7070  
G.M.: Doug Wilson  
Coach: Pete DeBoer

### VANCOUVER CANUCKS

Rogers Center  
800 Griffiths Way  
Vancouver, BC V6B 6G1  
(604) 899-4600  
G.M.: Jim Benning  
Coach: Travis Green

### VEGAS GOLDEN KNIGHTS

T-Mobile Arena  
3780 Las Vegas Blvd South  
Las Vegas, NV 89158  
(702) 790-2663  
G.M.: George McPhee  
Coach: Gerard Gallant

## CENTRAL DIVISION

### CHICAGO BLACKHAWKS

United Center  
1901 W. Madison St.  
Chicago, IL 60612  
(312) 455-7000  
G.M.: Stan Bowman  
Coach: Joel Quenneville

### COLORADO AVALANCHE

Pepsi Center  
1000 Chopper Circle  
Denver, CO 80204  
(303) 405-1100  
G.M.: Joe Sakic  
Coach: Jared Bednar

### DALLAS STARS

2601 Avenue of the Stars  
Frisco, TX 75034  
(214) 387-5500  
G.M.: Jim Nill  
Coach: Ken Hitchcock

### MINNESOTA WILD

317 Washington St.  
St. Paul, MN 55102  
(651) 602-6000  
G.M.: Chuck Fletcher  
Coach: Bruce Boudreau

### NASHVILLE PREDATORS

Bridgestone Arena  
501 Broadway  
Nashville, TN 37203  
(615) 770-2300  
G.M.: David Poile  
Coach: Peter Laviolette

### ST. LOUIS BLUES

Scottrade Center  
1401 Clark Ave at Brett Hull Way  
St. Louis, MO 63103  
(314) 622-2582  
G.M.: Doug Armstrong  
Coach: Mike Yeo

### WINNIPEG JETS

MTS Centre  
345 Graham Ave.  
Winnipeg, MB R3C 5S6  
(204) 987-7825  
G.M.: Kevin Cheveldayoff  
Coach: Paul Maurice



## METROPOLITAN DIVISION

### CAROLINA HURRICANES

PNC Arena  
1400 Edwards Mill Rd.  
Raleigh, NC 27607  
(919) 467-7825  
G.M.: Ron Francis  
Coach: Bill Peters

### COLUMBUS BLUE JACKETS

Nationwide Arena  
200 W. Nationwide Blvd.  
Columbus, OH 43215  
(614) 246-4625  
G.M.: Jarmo Kekalainen  
Coach: John Tortorella

### NEW JERSEY DEVILS

Prudential Center  
25 Lafayette Street  
Newark, NJ 07102  
(973) 757-6100  
G.M.: Ray Shero  
Coach: John Hynes

### NEW YORK ISLANDERS

Barclays Center  
620 Atlantic Ave.  
Brooklyn, NY 11217  
(917) 618-6700  
G.M.: Garth Snow  
Coach: Doug Weight

### NEW YORK RANGERS

Madison Square Garden  
Two Pennsylvania Plaza #14  
New York, NY 10121  
(212) 465 6486  
G.M.: Jeff Gorton  
Coach: Alain Vigneault

### PHILADELPHIA FLYERS

Wells Fargo Center  
3601 South Broad St.  
Philadelphia, PA 19148  
(215) 465-4500  
G.M.: Ron Hextall  
Coach: Dave Hakstol

### PITTSBURGH PENGUINS

CONSOL Energy Center  
1001 Fifth Avenue  
Pittsburgh, PA 15219  
(412) 642-1300  
G.M.: Jim Rutherford  
Coach: Mike Sullivan

### WASHINGTON CAPITALS

Kettler Capitals Iceplex  
627 N. Glebe Rd., Suite 850  
Arlington, VA 22203  
(202) 266-2200  
G.M.: Brian MacLellan  
Coach: Barry Trotz



## ATLANTIC DIVISION

### BOSTON BRUINS

TD Garden  
100 Legends Way  
Boston, MA 02114  
(617) 624-2327  
G.M.: Don Sweeney  
Coach: Bruce Cassidy

### BUFFALO SABRES

First Niagara Center  
One Seymour H. Knox III Plaza  
Buffalo, NY 14203  
(716) 855-4100  
G.M.: Jason Botterill  
Coach: Phil Housley

### DETROIT RED WINGS

Little Caesars Arena  
2645 Woodward Avenue  
Detroit, MI 48201  
(313) 471-7000  
G.M.: Ken Holland  
Coach: Jeff Blashill

### FLORIDA PANTHERS

BB&T Center  
One Panther Parkway  
Sunrise, FL 33323  
(954) 835-7000  
G.M.: Dale Tallon  
Coach: Bob Boughner

### MONTREAL CANADIENS

Bell Centre  
1909 Avenue des Canadiens-de-Montreal  
Montreal, QC H3B 5E8  
(514) 932-2582  
G.M.: Marc Bergevin  
Coach: Claude Julien

### OTTAWA SENATORS

Canadian Tire Center  
1000 Palladium Drive  
Ottawa, ON K2V 1A5  
(613) 599-0250  
G.M.: Pierre Dorion  
Coach: Guy Boucher

### TAMPA BAY LIGHTNING

Amalie Arena  
401 Channelside Drive  
Tampa, FL 33602  
(813) 301-6500  
G.M.: Steve Yzerman  
Coach: Jon Cooper

### TORONTO MAPLE LEAFS

Air Canada Centre  
40 Bay St.  
Toronto, ON M5J 2X2  
(416) 815-5400  
G.M.: Lou Lamoriello  
Coach: Mike Babcock

**HART MEMORIAL TROPHY** - An annual award “to the player adjudged to be the most valuable to his team.” Winner selected in a poll by the Professional Hockey Writers’ Association at the end of the regular season schedule.  
**2017 Winner: Connor McDavid, Edmonton Oilers**

**ART ROSS TROPHY** - An annual award “to the player who leads the league in scoring points at the end of the regular season.”  
**2017 Winner: Connor McDavid, Edmonton Oilers**

**MAURICE “ROCKET” RICHARD TROPHY** - An annual award “to the player who leads the league in goals scored at the end of the regular season.”  
**2017 Winner: Sidney Crosby, Pittsburgh Penguins**

**CALDER MEMORIAL TROPHY** - An annual award “to the player selected as the most proficient in his first year of competition in the National Hockey League.” Winner selected in a poll by the Professional Hockey Writers’ Association at the end of the regular season schedule.  
**2017 Winner: Brent Burns, San Jose Sharks**

**JAMES NORRIS MEMORIAL TROPHY** - An annual award “to the defense player who demonstrates throughout the season the greatest all-around ability in the position.” Winner selected in a poll by the Professional Hockey Writers’ Association at the end of the regular season schedule.  
**2016 Winner: Drew Doughty, Los Angeles Kings**

**VEZINA TROPHY** - An annual award “to the goalkeeper adjudged to be the best at his position, as voted by the general managers of each of the 30 clubs.”  
**2017 Winner: Sergei Bobrovsky, Columbus Blue Jackets**

**LADY BYNG MEMORIAL TROPHY** - An annual award “to the player adjudged to have exhibited the best type of sportsmanship and gentlemanly conduct combined with a high standard of playing ability.” Winner selected in a poll by the Professional Hockey Writers’ Association at the end of the regular season schedule.  
**2017 Winner: Johnny Gaudreau, Calgary Flames**

**FRANK J. SELKE TROPHY** - An annual award “to the forward who best excels in the defensive aspects of the game.” Winner selected in a poll by the Professional Hockey Writers’ Association at the end of the regular season schedule.  
**2017 Winner: Patrice Bergeron, Boston Bruins**

**CONN SMYTHE TROPHY** - An annual award “to the most valuable player for his team in the playoffs.” Winner selected in a poll by the Professional Hockey Writers’ Association at the conclusion of the final game of the Stanley Cup Finals.  
**2017 Winner: Sidney Crosby, Pittsburgh Penguins**

**WILLIAM M. JENNINGS TROPHY** - An annual award “to the goalkeeper(s) having played a minimum of 25 games for the team with the fewest goals scored against it.” Winners selected on regular season play.  
**2017 Winner: Braden Holtby, Washington Capitals**

**JACK ADAMS AWARD** - An annual award presented by the National Hockey League Broadcasters’ Association “to the NHL coach adjudged to have contributed the most to his team’s success.” Winner selected by poll among members of the NHL Broadcasters’ Association at the end of the regular season.  
**2017 Winner: John Tortorella, Columbus Blue Jackets**

**BILL MASTERTON TROPHY** - An annual award under the trusteeship of the Professional Hockey Writers’ Association “to the National Hockey League player who best exemplifies the qualities of perseverance, sportsmanship, and dedication to hockey.” Winner selected by poll among the 26 chapters of the PHWA at the end of the regular season.  
**2017 Winner: Craig Anderson, Ottawa Senators**

**LESTER PATRICK TROPHY** - An annual award “for outstanding service to hockey in the United States.” Eligible recipients are players, officials, coaches, executives, and referees. Winner selected by an award committee consisting of the Commissioner of the NHL, an NHL Governor, a representative of the New York Rangers, a member of the Hockey Hall of Fame Builder’s section, a member of the Hockey Hall of Fame Player’s section, a member of the U.S. Hockey Hall of Fame, a member of the NHL Broadcasters’ Association, and a member of the Professional Hockey Writers’ Association. Each (except the League President) is rotated annually.  
**2016-17 Winners: TBD**

**TED LINDSAY AWARD** - An annual award presented to the NHL’s outstanding player as selected by the members of the National Hockey League Players’ Association.  
**2017 Winner: Connor McDavid, Edmonton Oilers**

**KING CLANCY MEMORIAL TROPHY** - An annual award “to the player who best exemplifies leadership qualities on and off the ice and has made a noteworthy humanitarian contribution in his community.”  
**2017 Winner: Nick Foligno, Columbus Blue Jackets**

**GENERAL MANAGER OF THE YEAR AWARD:** An annual award in which voting is conducted among the 30 Club General Managers and a panel of NHL executives, print and broadcast media.  
**2017 Winner: David Poile, Nashville Predators**

**MARK MESSIER LEADERSHIP AWARD:** An annual award “that recognizes an individual as a superior leader within their sport, and as a contributing member of society.”  
**2017 Winner: Nick Foligno, Columbus Blue Jackets**

**PRESIDENTS’ TROPHY** - An annual award to the club finishing the regular season with the best overall record.  
**2017 Winner: Washington Capitals**



<b>Backchecking</b>	Forwards in the attacking zone skate back to their own end to protect their own net and prevent opponent's shots on goal.	<b>Man Advantage</b>	A team with one or more players on the ice than the opposing team.
<b>Boarding</b>	An excessively violent board check against an opponent.	<b>Minor Penalty</b>	A two-minute penalty called for a variety of infractions, including holding, interference, cross-checking, delay of game, and too many men on the ice.
<b>Body Check</b>	The legal use of the body (most often the hip or shoulder) to knock an opponent off the puck.	<b>Misconduct Penalty</b>	A ten-minute penalty called against an individual. Substitutes are permitted to immediately replace a player serving a misconduct penalty.
<b>Breakaway</b>	A clear scoring opportunity where no defensive player is between the puck carrier and the goaltender.	<b>Neutral Zone</b>	The area (neither offensive or defensive) between the two blue lines.
<b>Breakout</b>	Beginning an offensive rush by passing the puck out of the defensive zone up into the neutral ice zone.	<b>One-Timer</b>	A shot towards the goal in which the shooter receives a pass and shoots the puck without stopping it.
<b>Butt-Ending</b>	Use of the shaft end of the stick in a jabbing motion to hit an opponent.	<b>Off-Side</b>	Occurs when both skates of an attacking player cross the blue line into the attacking zone before the puck. Results in a face-off in the neutral zone.
<b>Charging</b>	Taking more than three skating strides prior to checking an opponent.	<b>Penalty Killing</b>	The act of preventing goals while playing shorthanded.
<b>Cross-Checking</b>	Hitting an opponent with both hands on the stick and no part of the stick on the ice.	<b>Penalty Shot</b>	A one-on-one breakaway situation awarded to an attacker when that attacker is fouled from behind and is denied a breakaway scoring opportunity, or when the goaltender deliberately displaces the goal post during the course of a breakaway, or when a defensive player falls on the puck in his own goal crease.
<b>Delay of Game</b>	When any player, while in his defending zone, shoots the puck directly (non-deflected) out of the playing surface, except where there is no glass, a penalty will be assessed for delaying the game. When the puck is shot into the players' bench, the penalty will not apply. When the puck is shot over the glass behind the players' bench, the penalty will be assessed.	<b>Point</b>	A position just inside the attacking blue line usually occupied by a defenseman when their team is in control of the puck inside the attack zone.
<b>Diving</b>	A minor penalty may be assessed for any player who "dives" or embellishes a fall or reaction to draw a penalty.	<b>Poke Check</b>	A defensive play in which the puck is removed from the possession of an attacker with the blade of the stick.
<b>Drop Pass</b>	A pass in which the player carrying the puck leaves it behind for a trailing teammate.	<b>Power Play</b>	Occurs when a team has a one or two man advantage over the opposition due to penalties.
<b>Face-Off</b>	The act of dropping the puck between opposing players to begin play.	<b>Shootout</b>	The shootout is used to decide tie games. The "breakaway" is the most exciting play in hockey, and the shootout gives each team the opportunity to use the breakaway in order to determine a winner. If the game remains tied following sudden-death overtime, then a shootout will occur. Three players from each team will participate in the shootout in the order the coach selects. The teams alternate shots. The team with the most goals after each team has taken three shots is declared the winner, unless the outcome is determined earlier in the shootout (example: if Team A is ahead 2-0 after each team has taken two shots). If the score remains tied, the shootout will proceed to a "sudden death" format until there is a winner.
<b>Five-Hole</b>	The area where a shooter would attempt to score between a goalie's pads.	<b>Shorthanded</b>	Occurs when the opposition team has a one or two man advantage due to penalties.
<b>Freezing the puck</b>	Pinning the puck against the boards with either the stick or the skates.	<b>Slashing</b>	Hitting an opposing player with the stick or swinging the stick at an opposing player.
<b>Game Misconduct</b>	A penalty that disqualifies a player for the remainder of the game.	<b>Slot</b>	The area directly in front of the goal crease (between the face-off circles) where many scoring opportunities take place.
<b>Goal Crease</b>	The blue semicircular area in front of each goal designed to protect goalies from interference by attacking players.	<b>Spearing</b>	Stabbing an opponent with the point of the stick blade while the stick is being carried in one or both hands.
<b>Hat Trick</b>	Three goals in a single game by a single player. If a player scores three consecutive goals in a game it is known as a "natural hat trick."	<b>"Tag-Up" Rule</b>	If while an offside is delayed, the linesman shall nullify the offside if all players of the offending team clear the zone by making skate contact with the blue line, permitting the attacking players to re-enter the zone or if the defending team passes or carries the puck into the neutral zone. Play will continue if offensive players who preceded the puck into the attacking zone return to the blue line and "tag" it.
<b>Head Manning</b>	A forward pass made to an attacking teammate farther up the ice.		
<b>Icing</b>	Shooting the puck from behind the red line (center ice) beyond the opponent's goal line. After an icing call, a face-off is held in the offender's zone. Icing is legal when a team is shorthanded, when the puck passes through the goal crease, if the goalie plays the puck, if a defensive player could have played the puck, or if an attacking player touches the puck first. A team that ices the puck will not be permitted to make any player substitutions prior to the ensuing face-off. The determination of players on-ice will be made when the puck leaves the offending player's stick.		
<b>Interference</b>	Illegal body contact with an opponent who is not in possession of the puck, or knocking an opponent's fallen stick out of his reach.		
<b>Major Penalty</b>	A five-minute penalty called for fighting or flagrant minor infractions, such as high-sticking, butt-ending, or elbowing.		

**Assist** An assist is awarded to the player or players (maximum of two) who touched the puck prior to the goal, provided no defender plays or possesses the puck in between.

**Coaches Record** A coach receives a “W” for a win in regulation, overtime or shootout; an “L” for a loss in regulation; or an “OT” for a loss in overtime or shootout.

**Game Played** A player receives credit for playing in a game if: i) he steps on the ice during time played or; ii) serves any penalty.

**Game-Winning Goal** After the final score has been determined, the goal which leaves the winning Club one goal ahead of its opponent is the game-winning goal (example: if Team A beats Team B 8-3, the player scoring the fourth goal for Team A receives credit for the game-winning goal).

**Goal** A goal is awarded to the last player on the scoring Club to touch the puck prior to the puck entering the net.

**Goals-Against Average** Multiply goals allowed (GA) by 60 and divide by minutes played (MINS).

**Goaltender Record** A goaltender receives a “W” for a win in regulation, overtime or shootout; an “L” for a loss in regulation; or an “OT” for a loss in overtime or shootout.

**Penalty-Killing Pct.** Subtract total number of power-play goals allowed from total number of shorthanded situations to get total number of power-plays killed. Divide the total number of power-plays killed by the total number of shorthanded situations.

**Plus-Minus** A player receives a “plus” if he is on the ice when his Club scores an even-strength or shorthand goal. He receives a “minus” if he is on the ice for an even-strength or shorthand goal scored by the opposing Club. The difference in these numbers is considered the player’s plus-minus statistic.

**Power-Play Goal** A goal scored by a Club while it has a manpower advantage due to an opponent’s penalty. Following are some examples of what is and is not considered a power-play goal:

- if a Club has an advantage on a minor penalty starting at 2:02 of the period and it scores at 4:02, the goal is not a power-play goal.
- if a Club scores on a delayed penalty, the goal is not a power-play goal.
- if a Club has an advantage due to a five-minute major or match penalty, that Club is always credited with having one more advantage than the number of power-play goals it scores during that advantage, because the penalty does not expire. A new advantage begins after each power-play goal. For example, if Team A scores three goals during a major penalty, it is credited with four advantages.
- if a Club is on a power-play for any length of time, it is considered to have had an advantage.
- if a minor penalty is incurred by a Club on a power-play due to a major penalty, a new advantage is given to that Club when its minor penalty expires, provided the opponent’s major penalty is still in effect.

**Power-Play Percentage** Total number of power-play goals divided by total number of power-play opportunities.

**Save Percentage** Subtract goals allowed (GA) from shots against (SA) to determine saves. Then divide saves by shots-against.

**Shooting Percentage** Divide the number of goals scored by the number of shots taken.

**Shorthand Goal** A goal scored by a Club while it is at a manpower disadvantage. The same cases apply for shorthand as for power-play goals, but in the opposite manner.

**Shot on Goal** If a player shoots the puck with the intention of scoring and if that shot would have gone in the net had the goaltender not stopped it, the shot is recorded as a “shot on goal”.

**Shutout** If two goaltenders combine for a shutout, neither receives credit for the shutout. Instead it is recorded as a Club shutout.

**Tenths of a Second** If a penalty or goal occurs in the last minute, the time is rounded off to the previous second (ex: if a penalty is called with 12.4 seconds left in a period, the time is indicated as 19:47 and not 19:48.)



**REFEREES**

NAME	NUMBER
Anderson, Reid*	49
Brenk, Jacob	26
Charron, Francis	6
Chmielewski, Tom	18
Dwyer, Gord	19
Furlatt, Eric	27
Hanson, Trevor	14
Hebert, Ghislain	22
Hebert, Jean	15
Jackson, Dave	8
Joannette, Marc	25
Kowal, Tom	32
Kozari, Steve	40
Lambert, Pierre*	47
L'Ecuyer, Frederick	17
Lee, Chris	28
Leggo, Mike	3
Luxmore, Thomas John	21
MacDougall, Peter*	45
McCauley, Wes	4
Mclsaac, Jon	2
Meier, Brad	34
Morton, Dean	36
Nicholson, Kendrick	30
O'Halloran, Dan	13
O'Rourke, Dan	9
Peel, Tim	20
Pochmara, Brian	16
Pollock, Kevin	33
Rank, Garrett	7
Rehman, Kyle	10
Romasko, Evgeny*	39
Rooney, Chris	5
Schlenker, Chris*	48
Skilliter, Graham	24
South, Furman*	44
St-Laurent, Francois	38
St. Pierre, Justin	12
Sutherland, Kelly	11
Voss, Cameron*	41
Walsh, Ian	29
Watson, Brad	23

**LINESMEN**

NAME	NUMBER
Alphonso, Shandor	52
Amell, Derek	75
Barton, Steve	59
Berg, Devin	87
Brisebois, David	96
Cameron, Lonnie	74
Cherrey, Scott	50
Cormier, Michel	76
Daisy, Ryan	81
Devorski, Greg	54
Driscoll, Scott	68
Galloway, Ryan	82
Gawryletz, Brandon	64
Gibbons, Ryan	58
Gibbs, Darren	66
Henderson, Don	91
Heyer, Shane	55
Knorr, Trent	63
Kovachik, Brad	71
Mach, Brian	78
MacPherson, Matt	83
Miller, Steve	89
Mills, Bevan*	53
Murchison, Kiel	79
Murphy, Brian	93
Murray, Jonny	95
Nagy, Kory	97
Nansen, Derek	70
Nowak, Tim	77
Pancich, Bryan	94
Racicot, Pierre	65
Rody, Vaughan	73
Sericolo, Anthony	84
Smith, Andrew	51
Shewchuk, Mark	92
Suchanek, Libor*	60
Wheler, Mark	56

\*Minor league officials



**Abduction:** Movement of a joint away from the center of the body.

**AC Joint (Acromioclavicular joint):** Joint of the shoulder where acromion process of the shoulder blade and the distal end of the collarbone meet; most shoulder separations occur at this point.

**Adduction:** Movement of a joint toward the center of the body.

**Adhesion:** Abnormal adherence of collagen fibers to surrounding structures during immobilization following trauma or as a complication of surgery which restricts normal elasticity of the structures involved; or scar tissue which forms after trauma or surgery which can restrict normal motion.

**Aerobic:** Exercise in which energy needed is supplied by oxygen inspired and is required for sustained periods of vigorous exercise with a continually high pulse rate.

**Anabolic Steroids:** Steroids that promote tissue growth by creating protein in an attempt to enhance muscle growth. The main anabolic steroid is testosterone (male sex hormone).

**Anaerobic:** Exercise without the use of oxygen as an energy source; short bursts of vigorous exercise.

**Anterior Cruciate Ligament (ACL):** A primary stabilizing ligament within the center of the knee joint that prevents hyperextension and excessive rotation of the joint. A complete tear of the ACL necessitating reconstruction could require up to 12 months of rehabilitation.

**Anti-Inflammatory:** Any agent which prevents inflammation, such as aspirin or ibuprofen.

**Arteriogram:** A film demonstrating arteries after injection of a dye.

**Arthrogram:** X-ray technique for joints using air and/or dye injected into the affected area; useful in diagnosing meniscus tears of the knee and rotator cuff tears of the shoulder.

**Arthroscope:** An instrument used to visualize the interior of a joint cavity.

**Arthroscopy:** A surgical examination of the internal structures of a joint by means of observation through an arthroscope. An arthroscopic procedure can be used to remove or repair damaged tissue or as a diagnostic procedure in order to inspect the extent of any damage or confirm a diagnosis.

**Atrophy:** To shrivel or shrink from disuse; as in muscular atrophy.

**Baker's Cyst:** Localized swelling of a bursa sac in the back of the knee as a result of fluid that has escaped from the knee capsule. A Baker's cyst indicates that there is a trauma inside the knee joint that leads to excessive fluid production.

**Bone Scan:** An imaging procedure in which a radioactive-labeled substance is injected into the body to determine the status of a bone injury. If the radioactive substance is taken up by the bone at the injury site, the injury will show as a 'hot spot' on the scan image. The bone scan is particularly useful in the diagnosis of stress fractures.

**Bursa:** A fluid-filled sac located in areas where friction is likely to occur. The bursa sac minimizes the friction, for example, between a tendon and bone.

**Cartilage:** Smooth, slippery substance preventing two ends of bones from rubbing together and grating. Most joints use this to cover bones next to each other. A meniscus is made of cartilage.

**CAT Scan (Computerized Tomography):** Use of a computer to produce a cross-sectional view of the anatomical part being investigated from x-ray data.

**Chondromalacia:** Roughening of the articular cartilage. Best known for the roughening of the underside of the kneecap, which can occur in any kneecap injury.

**Clavicle:** Collarbone; the bone connecting the breastbone with the shoulder blade.

**Closed Reduction:** Re-alignment of a fracture or dislocation without surgery.

**Coccyx:** The 'tailbone,' a group of four vertebrae that are fused together to form a small triangular bone, located at the terminal end of the spine.

**Concussion:** Jarring injury of the brain resulting in dysfunction. It can be graded as mild, moderate or severe, depending on loss of consciousness, amnesia and loss of equilibrium.

**Contusion:** An injury to a muscle and tissues caused by a blow from a blunt object.

**Corticosteroids:** Used to suppress joint inflammation and inflammation in a bursa or near tendons.

**Cryotherapy:** A treatment with the use of cold.

**Cyst:** Abnormal sac containing liquid or semi-solid matter.

**Degenerative Joint Disease:** Changes in the joint surfaces as a result of repetitive trauma and 'wear and tear'.

**Deltoid Ligament:** Ligament that connects the tibia to bones of the medial aspect of the foot and is primarily responsible for stability of the ankle on the medial side. Is sprained less frequently than other ankle ligaments.

**Deltoid Muscle:** Muscles at the top of the arm, just below the shoulder, responsible for shoulder motions in the front, side and back.

**Disc, Intervertebral:** A flat, rounded plate between each vertebrae of the spine. The disc consists of a thick fiber ring which surrounds a soft gel-like interior. It functions as a cushion and shock absorber for the spinal column.

**Dislocation:** Complete displacement of joint surfaces.

**Electromyogram (EMG):** Test to determine nerve function.

**Epicondylitis:** Inflammation of tendons at the elbow due to overuse. Common in tennis players (outer part of elbow) and golfers (inner part of elbow)

**Etiology:** Study of the cause of injury and disease.

**Extension:** Action of straightening of a joint as achieved by an extensor muscle.

**Fascia:** A connective tissue sheath consisting of fibrous tissue and fat which unites the skin to the underlying tissue.

**Fat Percentage:** The amount of body weight that is adipose, fat tissue. Fat percentage can be calculated by underwater weighing, measuring select skinfold thickness or by analyzing electrical impedance.

**Femur:** Thighbone; longest bone in the body.

**Fibula:** Smaller of the two bones in the lower leg; runs from the knee to the ankle along the outside of the lower leg.

**Flexibility:** The ability of muscle to relax and yield to stretch forces.

**Fracture:** Breach in continuity of a bone. Types of fractures include simple, compound, comminuted, greenstick, incomplete, impacted, longitudinal, oblique, open, stress or transverse.

**Glenohumeral:** The shoulder girdle; consists of the glenoid capsule, head of the humerus and labrum.

**Glenoid:** Cavity of the scapula into which the head of the humerus fits to form the shoulder girdle.

**Glenoid Labrum:** A rim of fibrocartilaginous tissue attached around the margin of the glenoid fossa.

**Grade One Injury:** A mild injury in which ligament, tendon or other musculoskeletal tissue may have been stretched, but not torn or otherwise disrupted.

**Grade Two Injury:** A moderate injury in which musculoskeletal tissue has been partially, but not totally torn, causing appreciable limitation in function of the injured tissue.

**Grade Three Injury:** A severe injury in which tissue loss has been significant, and in many cases, totally torn or otherwise disrupted, causing a virtual loss of function.

**Groin:** Junction of the thigh and abdomen, location of muscles that rotate, flex and adduct the hip.

**Hammer Toe:** Condition when the first digit of a toe is at a different angle than the remaining digits of the same toe.

**Hamstring:** Category of muscle that runs from the buttocks to the knee along the back of the thigh. It functions to flex the knee and is often times injured as a result of improper conditioning or lack of muscle flexibility.

**Hemarthrosis:** Accumulation of blood within a joint as a result of an acute injury.

**Hematoma:** Mass produced by an accumulation of coagulated blood in a cavity or in soft tissues.



**High Ankle Sprain:** Disruption of thick connective tissue between the tibia and fibula above the ankle joint.

**Hip Pointer:** Contusion to the iliac crest.

**Hydrotherapy:** Treatment using water.

**Hyperextension:** Extreme extension of a limb or body part.

**Ice and Stimulation:** Use of ice to reduce inflammation and muscle stimulation by surface electrodes to maintain muscle strength used in rehabilitation of injury.

**Iliotibial Band:** A thick, wide fascial layer that runs from the iliac crest to the knee joint on the outside of the thigh.

**Inflammation:** The body's natural response to injury in which the injury site might display various degrees of pain, swelling, heat, redness and/or loss of function.

**Isometric Contraction:** Muscular contraction in which tension is developed but no mechanical work is done.

**Labrum (Labrum Glenoidale):** The cartilage of the glenoid cavity in the shoulder. A lip-edged or lip-like structure.

**Lateral Collateral Ligament (LCL):** Ligament of the knee along the outer aspect that connects the femur to the fibula. It provides lateral stability to the joint.

**Ligament:** Band of fibrous tissue that connects bone to bone or bone to cartilage and supports and strengthens joints.

**Magnetic Resonance Imaging (MRI):** Imaging procedure in which a radio frequency pulse causes certain electrical elements of the injured tissue to react to this pulse and through this process a computer display and permanent film establish a visual image. MRI does not require radiation and is very useful in the diagnosis of soft tissue, disc and meniscus injuries.

**Mandible:** Jaw bone

**Medial Collateral Ligament (MCL):** Ligament of knee along the inner aspect that connects the femur to the tibia.

**Meniscus:** Crescent-shaped cartilage, usually pertaining to the knee joint; also known as cartilage. There are two menisci in the knee - medial and lateral. These work to absorb weight within the knee and provide stability.

**Metacarpals:** Five long bones of the hand, joining the fingers to the wrist.

**Metatarsals:** Five long bones of the foot, running from the ankle to the toes.

**Myositis:** Inflammation of a muscle.

**Open Reduction:** Re-alignment of a fracture or dislocation with surgery.

**Orthotic:** Any device applied to or around the body of physical impairment of disability. Commonly used to control foot mechanics.

**Osteochondritis Dessicans:** A piece of bone and/or cartilage loosened from its attachment after trauma and a cause of a lesion.

**Osteomyelitis:** An inflammatory disease of bone caused usually by infection with streptococcus or staphylococcus bacteria.

**Patella:** The kneecap. The patella functions to protect the distal end of the femur as well as increase the mechanical advantage and force generating capacities of the quadriceps muscle group.

**Plantar Fasciitis:** Inflammation of the plantar (a thick tissue on the bottom of the foot which helps create the arch) fascia; associated with overuse or acute foot injury.

**Posterior Cruciate Ligament (PCL):** A primary stabilizing ligament of the knee that provides significant stability and prevents displacement of the tibia backward within the knee joint. A complete tear of this ligament necessitating reconstruction could require up to 12 months of rehabilitation.

**Quadricep Muscles:** A group of four muscles of the front thigh that run from the hip and form a common tendon at the patella; they are responsible for knee extension.

**Radius:** Bone in the forearm from elbow to the thumb side of the wrist.

**Reconstruction:** Surgical rebuilding of a joint using natural, artificial or transplanted materials.

**Rotator Cuff:** Comprised of four muscles in the shoulder area that can be irritated by overuse. The muscles are the supraspinatus (most commonly injured), infraspinatus, teres minor and subscapularis.

**Sacroiliac:** Junction of the sacrum, the lower back bone, with the pelvis.

**Sacrum:** Group of five fused vertebrae located just below the lumbar vertebrae of the lower back, which form part of the pelvis.

**Scapula:** Shoulder blade.

**Sciatica:** Irritation of the sciatic nerve resulting in pain or tingling running down the inside of the leg.

**Sciatic Nerve:** Major nerve that carries impulses for muscular action and sensations between the low back and thigh and lower leg; it is the longest nerve in the body.

**Shin Splint:** A catch-all syndrome describing pain in the shin that is not a fracture or tumor and cannot be defined otherwise.

**Spleen:** Large, solid organ responsible for the normal production and destruction of blood cells located under the left rib cage. Spondylosis: Abnormal vertebral fixation or immobility, or a general term for arthritis of the spine.

**Sprain:** Injury resulting from the stretching or twisting of the joint and causes various degrees of stretching or tearing of a ligament or other soft tissue at the joint.

**Strain:** Injury resulting from a pulling or torsion to the muscle or tendon that causes various degrees of stretching or tearing to the muscle or tendon tissue.

**Stress Fracture:** A hair-line type of break in a bone. Caused by overuse.

**Subluxation:** Partial dislocation of a joint. The term usually implies that the joint can return to a normal position without formal reduction.

**Synovial Fluid:** Lubricating fluid for joints and tendons, produced in synovium, or the inner lining of a joint.

Synovitis: Inflammation of the synovial lining of a joint.

**Talus:** The ankle bone that articulates with the tibia and fibula to form the ankle joint.

**Tarsals:** Group of seven bones of the foot consisting of the calcaneus, talus, cuboid and three cuneiform bones.

**Tendinitis:** Inflammation of the tendon and/or tendon sheath, caused by chronic overuse or sudden injury.

**Tendon:** Tissue that connects muscle to bone.

**Tenosynovitis:** Swelling or inflammation of a tendon sheath caused by calcium deposits, repeated strain or trauma.

**Tibia:** Shin bone; larger of the two bones of the lower leg and is the weight-bearing bone of the shin.

**Transcutaneous Electrical Nerve Stimulator (TENS):** An electrical modality that sends a mild current through pads at the injury site which stimulates the brain to release the natural analgesic endorphin.

**Transverse Process:** Small lateral projection off the right and left side of each vertebrae that functions as an attachment site for muscles and ligaments of the spine.

**Triceps:** Muscle of the back of the upper arm, primarily responsible for extending the elbow.

**Ulna:** Inner bone of the forearm that runs from the tip of the elbow to the little finger side of the wrist.

**Ulnar Nerve:** Nerve in the elbow commonly irritated from excessive throwing.

**Ultrasound:** An electrical modality that transmits a sound wave through an applicator into the skin to the soft tissue in order to heat the local area for relaxing the injured tissue and/or disperse edema... Also a type of imaging study for certain body areas.

**"Wind Knocked Out":** Syndrome describing a contraction of the abdominal nerve trunk, the solar plexus, as a result of an abdominal contusion.





ARIZONA SPORTS

98.7



**ARIZONA** 98.7 FM  
*SPORTS*

**YOUR HOME FOR ARIZONA COYOTES**





# ARIZONA COYOTES®

ArizonaCoyotes.com | 480-563-PUCK

## 2017

### OCTOBER

SUN	MON	TUE	WED	THUR	FRI	SAT
1	2	3	4	5 ANA 7:00PM	6	7 VGK 6:00PM
8	9	10 VGK 7:00PM	11	12 DET 7:00PM	13	14 BOS 6:00PM
15	16	17 DAL 5:30PM	18	19 DAL 7:00PM	20	21 CHI 6:00PM
22	23	24 NYI 4:00PM	25	26 NYR 4:00PM	27	28 NJD 4:00PM
29	30 PHI 4:00PM	31 DET 4:30PM				

## 2018

### JANUARY

SUN	MON	TUE	WED	THUR	FRI	SAT
	1	2	3	4 NSH 7:00PM	5	6 NYR 6:00PM
7	8	9	10	11	12 EDM 7:00PM	13 SJS 8:30PM
14	15	16 SJS 7:00PM	17	18 NSH 6:00PM	19	20 STL 6:00PM
21	22 NYI 7:00PM	23	24	25 CBJ 7:00PM	26	27
28	29	30	31			

### NOVEMBER

SUN	MON	TUE	WED	THUR	FRI	SAT
			1	2 BUF 7:00PM	3	4 CAR 6:00PM
5	6 WSH 5:00PM	7 PIT 5:00PM	8	9 STL 6:00PM	10	11 WPG 8:00PM
12	13	14 WPG 6:00PM	15	16 MTL 5:30PM	17	18 OTT 12:00PM
19	20 TOR 5:00PM	21	22 SJS 7:00PM	23	24 LAK 7:00PM	25 VGK 6:00PM
26	27	28 EDM 7:00PM	29	30 CGY 7:00PM		

### FEBRUARY

SUN	MON	TUE	WED	THUR	FRI	SAT
				1 DAL 7:00PM	2	3 LAK 8:30PM
4	5	6 WPG 6:00PM	7	8 MIN 6:00PM	9	10 PHI 6:00PM
11	12 CHI 7:00PM	13 SJS 8:30PM	14	15 MTL 7:00PM	16	17 EDM 2:00PM
18	19	20	21	22 CGY 7:00PM	23	24 ANA 6:00PM
25 VAN 7:30PM	26	27	28			

### DECEMBER

SUN	MON	TUE	WED	THUR	FRI	SAT
					1	2 NJD 6:00PM
3 VGK 6:00PM	4	5	6	7 BOS 5:00PM	8	9 CBJ 5:00PM
10 CHI 5:00PM	11	12	13	14 TBL 7:00PM	15	16 PIT 6:00PM
17	18	19 FLA 7:00PM	20	21	22 WSH 7:00PM	23 COL 6:00PM
24	25	26	27 COL 7:00PM	28 TOR 7:00PM	29	30
31 ANA 2:00PM						

### MARCH

SUN	MON	TUE	WED	THUR	FRI	SAT
				1 MIN 7:00PM	2	3 OTT 6:00PM
4	5 EDM 7:00PM	6	7 VAN 8:00PM	8	9	10 COL 1:00PM
11 VAN 6:00PM	12	13 LAK 7:00PM	14	15 NSH 7:00PM	16	17 MIN 6:00PM
18	19 CGY 7:00PM	20	21 BUF 4:00PM	22 CAR 4:00PM	23	24 FLA 4:00PM
25	26 TBL 4:30PM	27	28 VGK 7:00PM	29 LAK 7:30PM	30	31 STL 6:00PM

### APRIL

SUN	MON	TUE	WED	THUR	FRI	SAT
1	2	3 CGY 8:00PM	4	5 VAN 7:00PM	6	7 ANA 6:00PM
8	9	10	11	12	13	14

			HOME AWAY
			<b>GILA RIVER ARENA</b>
All times local Arizona time. Dates and times are subject to change			